



Missouri Southern State University.....	2-11
This is Missouri Southern.....	2-3
Campus Map.....	3
President Dr. Bruce Speck.....	4
Governors & Administration.....	4
Athletics Administration.....	5
Athletics Support Staff.....	6
MSSU Coaches & Athletics Staff.....	7
Missouri Southern Athletics.....	8
Joe Becker Stadium.....	9
MSSU Strength & Conditioning.....	10-11
Meet the 2009 Lions.....	12-21
Head Coach Bryce Darnell.....	12
Assistant Coaches.....	12
2009 Rosters.....	13
2009 Season Outlook.....	14-15
Veterans.....	16
Veterans Cont'd.....	17
Veterans Cont'd.....	18
Veterans Cont'd.....	19
Veterans Cont'd.....	20
Veterans Cont'd.....	21
Newcomers.....	22-23
2008 In Review.....	24-29
2008 Line Scores.....	24-25
2008 Final Statistics.....	26
2008 Honors.....	26
2008 Season Results.....	27
2008 Superlatives.....	28

2009 MIAA Opponents.....	29
All-Time Series Records.....	30
History & Tradition.....	31-42
Year-By-Year Results.....	31-36
Individual Records.....	37
Team Records.....	38
Single-Game Leaders.....	38-39
Single-Season Leaders.....	39-40
Career Leaders.....	40-41
Annual Leaders.....	42-44
Affiliations.....	45-52
About the MIAA.....	45
MIAA Champions.....	45
Final 2008 MIAA Standings.....	46
2008 All-MIAA Team.....	46
2008 MIAA Team Statistics.....	46
2008 MIAA Individual Statistics.....	46-47
MIAA Records.....	48-49
The NCAA.....	50
Media Information.....	51

## Quick Facts

Location.....	Joplin, MO 64801-1595
Founded.....	1937
Enrollment.....	5,740
Affiliation.....	NCAA Division II
Conference.....	Mid-America Intercollegiate A.A
Nickname.....	Lions
Colors.....	Green & Gold
Home Field.....	Joe Becker Stadium
Capacity.....	1,070
Dimensions.....	L-342, C-415, R-317,
.....	LC-375, RC-350
Press Area Telephone Number.....	(918) 533-8707
President.....	Dr. Bruce Speck
Faculty Athletic Rep.....	Dr. Richard Miller
Athletics Director.....	Sallie Beard
Athletics Department Phone.....	(417) 625-9317

## MSSU Baseball History

First Year of Baseball.....	1972
All-Time Record.....	991-834-4
All-Time Record (since joining NCAA).....	517-436-3
Years in NCAA Postseason/Last.....	6 /2001
Last Postseason Opponent.....	Minnesota State-Mankato, L 9-5 in Central Region Semifinals

## Baseball Coaching Staff

Head Coach.....	Bryce Darnell
Record at MSSU.....	19-33
Career Record.....	Same
Phone.....	(417) 625-9312
Best Time to Call.....	Mornings

## TEAM INFORMATION

Letterwinners Returning/Lost.....	11/7
Starters Returning/Lost.....	9/2
Pitchers Returning/Lost.....	3/10
2008 Record.....	19-33
2008 MIAA Record/Finish.....	16-20, T-6th

## SPORTS INFORMATION

Assistant/Baseball contact.....	Levi Convirs
Email.....	sportsinfo@mssu.edu
Phone.....	(417) 625-9851
Fax.....	(417) 625-9397
Cell Phone.....	(918) 533-8707

[www.mssulions.com](http://www.mssulions.com)

## Credits

Writer: Levi Convirs, Assistant Sports Information Director  
 Production & Copy: Levi Convirs and Justin Maskus  
 Photography: Mike Gullett, Justin Maskus

## On the Web

Media members and fans can access information about the Lions around the clock, as information about the Lions, the MIAA, and NCAA Division II is available via the internet. To access information, go to <http://www.mssulions.com>.

Certain Southern game broadcasts may also be heard on the internet, courtesy of The Net Advantage, by going to the link on the Missouri Southern athletics home page.

Missouri Southern athletics web pages are maintained by the Missouri Southern Sports Information Office.



# This is Missouri Southern

## IMAGINE THE FUN

Just like university students everywhere, you will find times when you need to "blow off some steam." When you do, you will find that sometimes there is so much going on at Missouri Southern, it is hard to pick and choose.

Free activities happen throughout the year: ball games, plays, music concerts, campus-wide picnics, lectures by famous people, intramural sports, and more.

The Billingsly Student Center offers pool tables, the campus bookstore, and the ticket office with discount tickets to area concerts, attractions, and professional sporting events. The Campus Activities Board (CAB), a student-run group, plans **concerts and special events** for the campus.

Joplin is also a **fun place to live and learn**. There are movie theaters, restaurants, and a large shopping mall less than a mile from campus.

And if you feel like getting away for a while, Kansas City, Mo. is a 2 1/2 hour drive from Joplin, and Branson and Tulsa, Okla. are less than two hours away. The Four-State Region is also a great place for hiking, fishing, camping, and canoeing.

## JOPLIN COMMUNITY

Joplin is located in southwest Missouri in the "four states" region encompassing Oklahoma, Kansas, Missouri and Arkansas. At the edge of the Ozark Mountain region, Joplin has a current population of 49,024. The daytime population swells to 270,000 while the population within a 40-mile radius of Joplin is 400,000, making it Missouri's fourth largest metropolitan area. Joplin combines the beauty and hospitality of country living, with the convenience and commerce of city vitality.



## MAJORS

accounting  
art  
biology  
business  
chemistry  
communications  
computer-aided drafting & design  
computer-assisted manufacturing technology  
computer information science  
criminal justice administration  
dental hygiene  
economics & finance  
elementary education  
English  
environmental health technology  
history  
international studies  
kinesiology  
law enforcement  
management  
management technology  
marketing  
mathematics  
medical technology  
music  
nursing  
physics

political science  
pre-dentistry  
pre-engineering  
pre-medicine  
pre-optometry  
pre-pharmacy  
pre-physical therapy  
pre-veterinary  
psychology  
radiologic technology  
secondary education  
sociology  
Spanish  
theatre

## MINORS

coaching  
corrections  
French  
geography  
German  
interdisciplinary studies  
juvenile justice  
paralegal  
philosophy  
social science  
total quality management

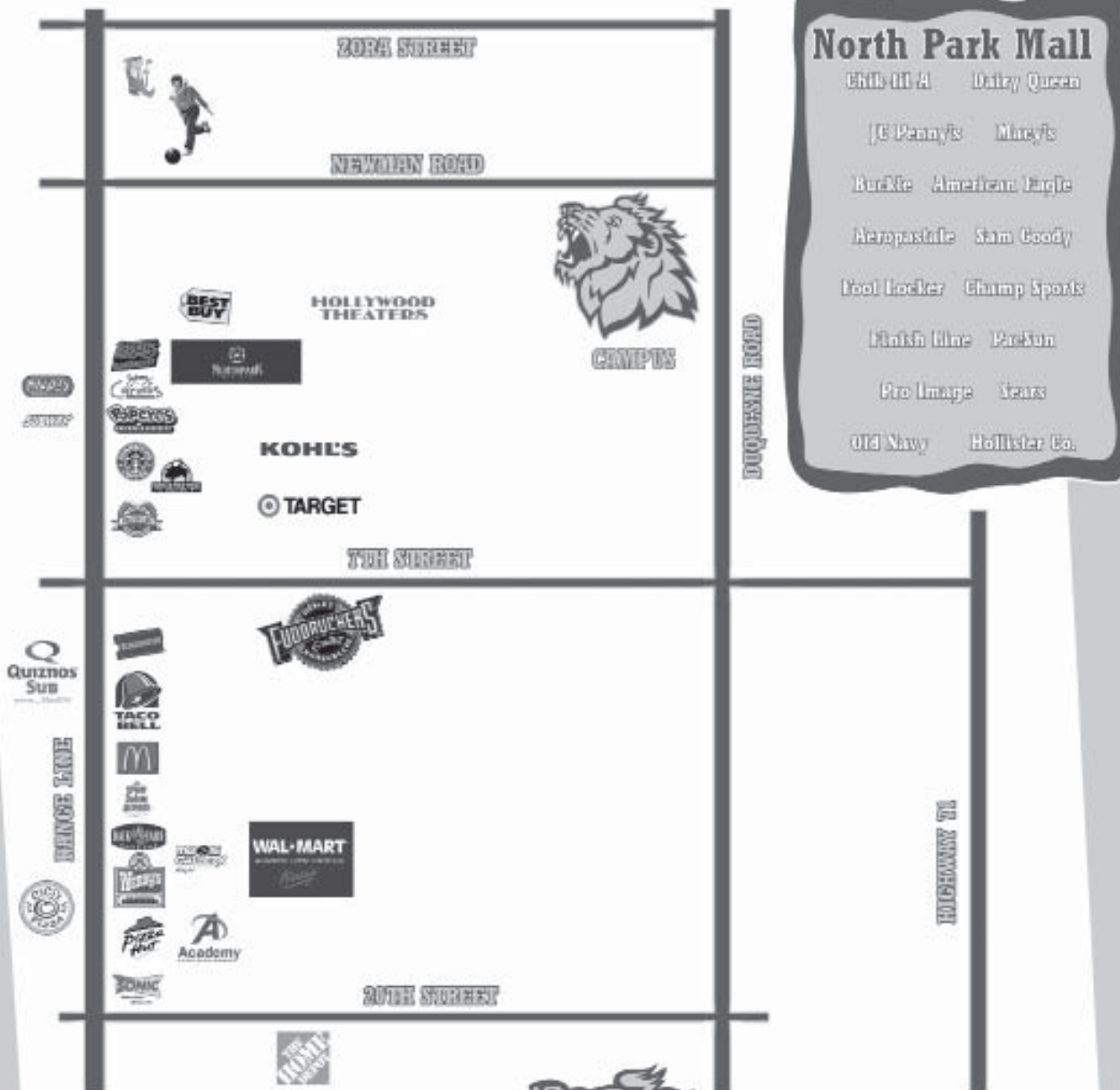
## MILEAGE CHART

BRANSON, MO	115
CHICAGO, IL	581
DALLAS, TX	422
DES MOINES, IA	344
FORT SMITH, AR	103
JEFFERSON CITY, MO	206
KANSAS CITY, MO	150
LITTLE ROCK, AR	355
MEMPHIS, TN	355
OKLAHOMA CITY, OK	214
SPRINGFIELD, MO	70
ST. LOUIS, MO	280
TULSA, OK	109
WICHITA, KS	214



# *This is Missouri Southern*

## JOPLIN Missouri



[www.visitjoplinmo.com](http://www.visitjoplinmo.com)



**MSSU**  
**BASEBALL**



# Administration



## Dr. Bruce W. Speck, President

Dr. Bruce Speck was named the fourth president in the history of Missouri Southern State University on January 18, 2008. He is entering his second year as the president of the University.

Speck previously served as Provost and Vice President for Academic and Student Affairs at Austin Peay State University (APSU) in Clarksville, Tenn., one of six universities in the Tennessee Board of Regents System. In that position, Speck was involved with financial management, fundraising and grant development, hiring, mentoring and evaluating faculty and served as "chief guardian of academic integrity."

From 2001-2005, Speck served as Vice President for Academic Affairs and tenured Professor of English.

Before joining APSU, Speck served at the University of North Carolina at Pembroke as the Associate Vice Chancellor for Academic Affairs and Professor of English and Interim Dean of the College of Arts and Sciences (1999-2000) and Dean of the College of Arts and Sciences and Professor of English (2000-2001).

Prior to that, Speck was at the University of Memphis in the capacity of Assistant Professor (1990-1993), Associate Professor, Department of English, and Coordinator, Writing-Across-the-Curriculum program (1993-1997), Professor, Department of English and Coordinator, Writing-Across-the-Curriculum program (1997-1999), and Acting Director, Center for Academic Excellence (1997-1999).

Speck has also served at Indiana University Purdue University at Fort Wayne as an assistant professor, where he was hired to develop a master's program in technical writing (1987-1990).

His industry experience includes being a science writer at Norden Laboratories in Lincoln, Nebraska (1984-1986) and an associate at Kamterter, Inc. in Lincoln.

Speck's academic credentials include a Ph.D. in English with emphasis in Rhetoric and Composition, University of Nebraska-Lincoln (1980-1984), an M.A.E. in English, Wayne State College in Nebraska (1978-1980), and a B.A. in English, University of Northern Colorado (1973-1975).

Speck is the author of numerous book monographs, book chapters, annotated bibliographies and journal articles. One of his most recent monographs, co-authored with Jordy Rocheleau, is *Rights and Wrongs in the College Classroom: Ethical Issues in Postsecondary Teaching*.

Dr. Speck and his wife, Carmen, have three grown children, Heidi, Ryan and Rose-Marie.

## Missouri Southern Governors, Vice Presidents & Deans

(student governor representative not pictured)



**Dwight Douglas**  
Chair Governors  
Joplin



**Nancy Perry**  
Governor,  
Carthage



**Rod Anderson**  
Governor,  
Monett



**David Ansley**  
Governor,  
Springfield



**Dr. Charles C. McGinty**  
Governor,  
Joplin



**David Jones**  
Governor,  
Springfield



**Richard Walter**  
Governor,  
Joplin



**Douglas Davis**  
Governor,  
Lamar



**Dr. Terri Agee**  
Senior Vice  
President



**Dr. John Messick**  
Vice President  
for Academic  
Affairs



**Dr. Brad Kleindl**  
Dean, School  
of Business  
Administration



**Dr. Glenn Colthorp**  
Dean, School of  
Education



**Dr. Richard Miller**  
Dean, School  
of Arts and  
Sciences



**Dr. Tia Strait**  
Dean, School of  
Technology

# Athletics Administration



## ***Sallie Beard, Athletics Director***

Now in her 37th year at her alma mater, Sallie Beard is in her seventh year as Missouri Southern's athletics director. For 25 years prior to the 2001-02 academic year, Beard helped lead the growth and development of Missouri Southern's women's athletics program, as she served as MSSU's women's athletics director.

Always taking pride in the academic success the program has consistently shown, Missouri Southern ranks among the best in the MIAA. The conference and the NCAA chart the academic success rates (ASR) of member institutions over a six-year period. They take into count two separate rates, one for scholarship athletes, and another for all athletes. This past period, under Beard's leadership, Missouri Southern had an ASR of 87 percent, which is 36 percent higher than the general population at MSSU, and the highest differential within the MIAA.

Since beginning as the school's sole athletics director, Beard has played an integral role in several projects. During the 2002-03 academic year, she oversaw the Lion Pride Restoration Project, an effort to replace track and artificial football playing surfaces at Missouri Southern's Fred G. Hughes Stadium. Beard also led the effort to split the MSSU soccer programs. The men's and women's teams had previously operated under one head coach until 2003. More recently, Southern has announced plans on developing the 110 acres of land East of Duquesne Road for use by six varsity sports, which will include improvements to Fred Hughes Stadium, as well as an indoor practice facility and on-campus baseball field.

Beard currently serves on the NCAA Division II Management Council, the Management Council Identity Subcommittee and the NCAA Convention Planning Subcommittee. She has previously served on the Division II Nominating and Voting Committees, the Division II Student-Athlete Reinstatement Committee, as well as the Committee on Women's Athletics. Beard has held a leading role in the MIAA, serving as the conference's president from 1999 until 2001. She filled the position after serving as vice president of the MIAA in the 1998-99 school year.

Since serving as the first head coach of the women's basketball, softball, track and field and tennis teams, Beard has seen the department grow in both size and stature as Southern now offers eight women's varsity sports and has attained NCAA Division II status and membership in the MIAA. During her tenure, the Southern women have won four conference basketball championships, four softball titles, three cross country titles, two track and field titles and one conference crown each in volleyball and tennis.

Beard served as tournament director for the 1992 and 1993 NCAA Division II Softball Championships. Southern won the Championship in 1992. This past year, the Missouri Southern athletic program finished 32nd nationally in the Division II Directors Cup Standings and served as the host for the 2007 NCAA Division II Men's and Women's Cross Country Championships.

A native of Joplin, Beard earned her bachelor's degree in physical education from Southern in 1972. She was hired as an instructor in the University's physical education department in August of that year.

After earning a master's degree in physical education from Pittsburg State University in 1973, Beard was called upon by several students in 1974 to organize Southern's first women's basketball, softball and tennis teams. She coached all three sports until 1976, when she relinquished her softball duties to become women's athletics director and head coach of the first MSSU women's track & field team. She later stepped down as basketball coach in 1977 and as tennis coach in 1978.

During her stint as track & field coach, Beard was twice named NAIA District 16 Coach of the Year, including in 1983 when she led Southern to the district outdoor title. She also served as an assistant coach for the U.S. team at the 1981 World University Games in Romania and for the North squad at the 1983 National Sports Festival in Colorado Springs, Colo. She was also on the games committees for the NAIA Indoor and Outdoor Track & Field Championships from 1979-83.

Beard and her husband Larry were married for 32 years. Larry passed away this fall after a battle with cancer. The couple has two children, a daughter, Meghan Klosterman, and a son, Andrew. Andrew is a graduate of the University of Tulsa and is a system analyst with Sigma Inc. in Denver. Meghan and her husband, Shawn have two daughters, Camryn and Norah.



## ***Robert Corn, Ast. Athletics Director***

With the restructuring of the Missouri Southern athletic department management team in 2001, the position of Assistant Athletic Director was created.

But even though the position was new, the man selected to assume that role — Robert Corn — was no stranger to Missouri Southern athletics. Corn, the Lions head basketball coach for the past 18 years, is also responsible for alumni relations, development, and game management in his role as assistant athletics director.

No one is more familiar with Southern or the Joplin community than the Lions' basketball mentor. Few have been as successful on the hardwood, either.

Corn has led the Lions to 15 Mid-America Intercollegiate Athletics Association Postseason Tournament berths, 11 in a row and two trips to the NCAA Division II Tournament.

The 1999-2000 Division II Bulletin-National Coach of the Year holds a career record of 310-259 (.545) at Southern, and has produced six 20-win seasons, highlighted by a 30-3 campaign in 1999-2000. That squad won the MIAA Regular Season and Postseason Tournament Championships, the South Central Regional title, and advanced to the NCAA Division II Elite Eight semifinals.

The winningest men's basketball coach in Missouri Southern history, he led the Lions to four consecutive 20-win campaigns from 1999-2003.

A native of Benton, Ill., where he was twice a special mention prep All-Stater, Corn played basketball for two seasons at Memphis State University (now the University of Memphis), before transferring to Missouri Southern. As a senior, he was co-captain of the 1977-78 squad that went 27-9 to capture both the Central States Intercollegiate Conference and National Association of Intercollegiate Athletics District 16 crowns, and advanced to the quarterfinals of the NAIA Tournament.

Southern's Outstanding Physical Education Major as a senior, he received his bachelor's degree in 1978, and went on to earn a master's degree in physical education in 1981 from the Alabama-Birmingham.

Corn, who is also an instructor of kinesiology, is married to the former Cindy Little of Muscle Shoals, Ala. They have two sons, Rob (23) and Scott Michael (15).

# Support Staff



## Kevin Greim

### Assistant AD For External Operations

Kevin Greim begins his tenth full year as the Voice of the Lions after joining the Missouri Southern family in the spring of 1999. He was recently named Assistant Athletic Director for External Operations.

In addition to broadcasting Missouri Southern athletic events, Greim also serves as director of sports marketing. While at Southern, his efforts have increased revenue and given Green & Gold sporting events a first-class collegiate atmosphere.

Greim is also in his fifth year as head coach of the MSSU Men's Golf squad. In 2004-05, his first year as the golf coach, Greim's Lions finished fourth in the MIAA's yearly standings but placed second at the NCAA-II Central Regional. The squad posted one tournament title in 2005, winning the Central Region Invitational at Iron Horse Golf Club in Leawood, Kan. This past year the team hosted the Division II Super Regional at Twin Hills Golf and Country Club and finished second in the Central Region. Senior Tommy Clifford was an All-Conference selection and freshman Adam Nelson was second in the tournament.

A graduate of Southwest Missouri State University with a bachelor's degree in electronic media, Greim received his master's degree in health, physical education and recreation from Delta State (Miss.) University.

Greim's broadcast background includes radio play-by-play of Delta State football, basketball and baseball. He also produced and hosted the DSU Sports Show and maintained advertising sales for both radio and television.

He also served as a sports announcer for WSLI-AM 930 radio in Jackson, Miss., where he provided play-by-play and color commentary for area high school and college sports and served as co-host of a daily sports talk show.

A native of Excelsior Springs, Mo., Greim and his wife, the former Sarah Yates, live in Carl Junction and are expecting their first child in April.



## Julie Wengert

### Assistant AD for Compliance

Julie Wengert was named Compliance Coordinator at Missouri Southern in January of 2003 and was recently named the Assistant Athletic Director for Compliance. A former standout for the Lions tennis team, she served from August 2001 until March 2003 as the squad's head coach.

A native of Parsons, Kan., Wengert had a stellar career for the Southern tennis team, lettering at No. 1 and No. 2 singles and at No. 1 doubles all four years. She was a three-time Academic All-MIAA and MIAA Commissioner's Academic Honor Roll selection. Wengert won back-to-back No. 1 doubles championships in the conference tournament as a sophomore and a junior and was an integral part of the Lions' MIAA championship run her sophomore year.

Wengert graduated magna cum laude from MSSU in May 2001 with a degree in elementary education. She earned her masters in Athletics Administration from William Woods University in 2007. Formerly Julie Posch, she is married to former Lion baseball player Jonathan Wengert and the couple welcomed their first child, Jocelyn, in March of 2007.



## Darin Moore

### Head Athletic Trainer

Darin Moore, now in his seventh year at Missouri Southern, took over in January of 2003 as head athletic trainer.

He heads the Southern staff after serving three years as head athletic trainer at Vancleve (Miss.) High School and one year at Greenville (Ala.) High School.

A certified member of the National Athletic Trainers Association, he also was assistant athletic trainer at Coffeyville (Kan.) Community College.

Moore received a master's of education-physical education degree in 1998 from Delta State University, where he was a graduate assistant athletic trainer, and a bachelor of science degree in physical education/human movement studies from Kent State University in 1996. A native of Lewistown, Ill., Moore also earned an associate of arts degree from Coffeyville Community College.

Darin married the former Stephanie Frum on July 7. The couple reside in Joplin and welcomed their first child, Ella, in October of 2008.



## Aaron Lewis

### Athletic Facilities & Operations Coordinator

Aaron Lewis begins his second year with Southern as the Athletic Facilities and Operations Coordinator.

Lewis graduated from Missouri Southern in 1999 with a bachelor's degree in health promotion and wellness. and was a member of the Lions football team from '94-'98, where he played deep snapper and wide receiver. He lettered three years and was voted co-captain of the team his senior year.

After college, Lewis moved to Allen, TX to work for The Adams Course. He was a certified strength and conditioning specialist, helping develop strength and conditioning programs for high school athletes and local faculty of the Allen school district.

After three years in Texas Lewis moved back to Missouri and went to work for Peterbilt of Joplin where he served as a sales and marketing assistant for the dealership. Lewis and his wife Miranda reside in Joplin. A graduate of Seneca High School, Lewis is originally from Greeley, Co.



## Justin Maskus

### Sports Information Director

Justin Maskus enters his third year as the Sports Information Director at Missouri Southern State University. He previously served three years as the Sports Information Director at Christian Brothers University in Memphis, and two years as the Assistant Sports Information Director at Southeast Missouri State University.

At Southern, Maskus is responsible for all athletics publications, media relations, and also maintains the Missouri Southern athletics website.

Maskus was the primary media relations contact for each of CBU's 13 intercollegiate sports and served as the lead designer on the departmental web site. He also was instrumental in the debut of the Buccaneer Sports Network, broadcasting basketball and baseball games live via the internet.

At Southeast, Maskus was responsible for media relations efforts of five Division I programs as well as development of media guides and the athletic website. He worked with baseball, women's basketball, volleyball, golf and gymnastics while assisting with football and men's basketball.

Maskus has also been selected to a four-year term on the NCAA Division II Baseball Committee and will serve as the Central Region Chair.

Maskus earned a Bachelors of Science degree in Public Relations from Central Missouri State University in 2001 and is finishing up his Masters in Sports Administration Degree from Southeast Missouri. He is a member of the College Sports Information Directors of America, the National Collegiate Baseball Writers Association and the United States Basketball Writers Association.

The St. Louis, Mo. native resides in Joplin.



## Amanda Wolf

### Assistant Athletic Trainer

With nearly 13 years of athletic training experience, Amanda Wolf is in her fourth year as assistant athletic trainer at Missouri Southern State University.

Wolf came to the Lions after two years as the head athletic trainer at McPherson (Kan.) College. There, she worked with 14 activities at the NAIA Division II institution and taught courses in the physical education department.

Wolf previously worked as a graduate assistant trainer at Fort Hays (Kan.) State University, where she assisted with 16 NCAA Division II activities.

Wolf, a native of Nevada, Mo., graduated from Missouri Southern in 2000 with a bachelor's degree in health promotion & wellness. While a student at MSSU, Wolf served as a student athletic trainer under former head trainer Marty Conklin and helped with 16 Southern sports and activities.

She earned her master's degree in health, physical education and recreation, with an emphasis in exercise science and sports administration, from Fort Hays State in 2002.

Wolf and her husband, Kyle, welcomed their first child, Ava Grace, in November of 2007. The couple currently reside in Webb City.



# MSSU Coaches & Staff



**Dan Armstrong**  
Assistant Men's  
Basketball Coach



**Jamie Burnham**  
Ast. Track & Field/Cross  
Country Coach



**Karesa Burr**  
Athletics Secretary



**Kiley Cirillo**  
Head Men's Soccer  
Coach



**Nicole Cirillo**  
Assistant Volleyball  
Coach



**Robert Corn**  
Head Men's  
Basketball Coach



**Bryce Darnell**  
Head Baseball Coach



**Daryl Daye**  
Assistant Football Coach



**Kevin Greim**  
Men's Golf Coach



**Bill Gray**  
Head Softball Coach



**Brenda Hayes**  
Athletics / Kinesiology  
Secretary



**Ronda Hubbard**  
Assistant Women's  
Basketball Coach



**Raleigh Jackson**  
Assistant Football Coach



**Tyrone Jones**  
Assistant Women's  
Basketball Coach



**Troy Jorgensen**  
Head Strength  
& Conditioning Coach



**Matt Karleskint**  
Assistant Football Coach



**Marcus Moeller**  
Assistant Women's  
Basketball Coach



**Larry McGregor**  
Head Tennis Coach



**Dr. Richard Miller**  
Faculty Athletics  
Representative



**Maryann Mitts**  
Head Women's  
Basketball Coach



**Mike Mutz**  
Assistant Football Coach



**Matt Plunkett**  
Assistant Football Coach



**David Wright**  
Asst. Softball Coach



**Ronnie Ressel**  
Assistant Men's  
Basketball Coach



**Tom Rutledge**  
Head Men's Cross  
Country/Track Coach



**John Tatum**  
Assistant Football Coach



**Bart Tatum**  
Head Football Coach



**Patty Vavra**  
Head Women's Cross  
Country/Track Coach



**Trevor Wachsmen**  
Head Women's Soccer  
Coach



**Chris Willis**  
Head Volleyball Coach

# Missouri Southern Athletics



## ***In Search of Excellence***

It's exciting to be a part of Missouri Southern athletics, both as a participant and as a fan. The Missouri Southern Lions have been Mid-America Intercollegiate Athletics Association Champions in football, men's and women's cross country, men's soccer, men's and women's basketball, baseball, softball, and tennis. The football team has been a winner, claiming the NAIA Division II National Championship in 1972 and the Mid-America Intercollegiate Athletics Association title in 1993. The Lions currently have three players on NFL rosters and two playing minor league baseball.

The Lions softball team is a frequent participant in regional action, and in 1992 won the NCAA Division II National Championship. The men's basketball team hosted and won the NCAA Division II South Central Regional Tournament and advanced to the Division II Final Four in 2000, while the baseball team has made numerous trips to the College World Series, finishing second in the nation in 1991. Both MSSU men and women have had national champions in track.

In all, Missouri Southern has claimed 37 conference crowns, including 26 since joining the MIAA.

## ***Quality Athletes***

Each year Missouri Southern student-athletes are recognized by coaches around the conference as All-MIAA performers, while several also are named to All-America teams. MSSU men and women have been named MIAA Most Valuable Player, Rookie of the Year and Ken B. Jones Award winners (for outstanding student-athlete in the conference), and have also been National Player of the Year honorees, as well as finalists for national awards such as the Harlon Hill Trophy in football.

In 2007, both the MSSU men's and women's cross country squads won MIAA titles for the second year in a row, with the women's program claiming the MIAA's Triple Crown, winning cross country, as well as Indoor and Outdoor Track and Field titles. The men's cross country championship was the seventh in the last eight seasons for the program. During the 2004 season, both the men's and women's track and field teams claimed MIAA Indoor Titles, the first in school history. The Southern softball team has appeared in 16 of the last 18 MIAA post season tournaments. Men's basketball has earned nine straight berths in the league tournament and is 145-93 over the last seven seasons. Women's basketball has gone to the last seven conference tourneys in a row and in 2004 had it's best season since 1996. The golf team has twice knocked on the door for the MIAA title, finishing second in the yearly standings and finished fourth in the NCAA Central Super Regional last season. The athletic program, as a whole, finished 32nd in Division II in the 2007-08 Director's Cup Standings.



## ***Solid Students***

Of course the primary goal of any institution of higher education is to graduate its students. At Missouri Southern that philosophy is no different. Student-athletes wearing the Green & Gold also get the job done in the classroom. In the 1990s, the Lions boasted a graduation rate of 77.3 percent. MSSU student-athletes also have maintained cumulative team grade-point averages above the 3.0 mark. In fact, the entire Missouri Southern Athletic Department GPA for the spring of 2006 was 3.07. For their efforts, Southern's student-athletes are routinely named to the MIAA Commissioner's Honor Roll teams, as well as the Academic All-MIAA, Presidential Scholar Athlete, and Academic All-District and All-America squads. In all, more than 50 Lions have been named Academic All-America.



## ***Contributors in the Community***

Not only do they perform on the field and in the classroom, but Missouri Southern's Lions are also involved in the Joplin community. They work with such organizations as the Special Olympics, the Ronald McDonald House, the Boy's and Girl's Club, Adopt-A-Street, and the Children's Miracle Network, and are frequently contacted by schools in the area with requests for special visits. Missouri Southern's student-athletes are frequently invited to serve as hosts and guest speakers for special events in Joplin and the surrounding communities.

## ***Outstanding Facilities***

Of course, to be competitive, teams need quality facilities. Missouri Southern has those. The Leggett & Platt Athletic Center, constructed in 1999 with seating for more than 3,200, contains three gymnasiums, an indoor competition track, an incredible weight room and state-of-the-art sports rehabilitation facilities. In addition, Robert Ellis Young Gymnasium includes courts for basketball, racquetball and volleyball, and a six-lane swimming pool. The surfaces for football and outdoor track & field at Fred G. Hughes Stadium underwent a major renovation in 2003. The football field was given a new, top-of-the-line artificial playing surface and the all-weather track was equipped with a new all-weather surface, upgrading it to a national meet-caliber facility. Other outdoor facilities include lighted tennis courts, several soccer fields, two softball fields and one of the finest cross country courses in the nation. The course hosted regional meets in 1999, 2001 and 2004, 2007, and the 1999 and 2007 NCAA Division II Championships.





# Joe Becker Stadium: A Historic Setting

**H**istoric Joe Becker Stadium was built in 1913, and has proven an ability to stand the test of time. It has survived two fires, one in 1936 and another in 1971, countless storms, and thousands upon thousands of games from little league to semi-pro.

Professional superstars and high school and American Legion players who dreamed of baseball stardom at the professional level have called Joe Becker Stadium home. It has played host to such greats as Mickey Mantle, Stan Musial, Joe Garagiola, and Ken Boyer.

Joe Becker Stadium is not only the home of the Missouri Southern Lions, but has also served as a home for the Joplin High School Eagles, American Legion Post #13, and several regional tournaments. USA Junior Baseball also has held its tryout at Joe Becker for several years. In the spring of 2005, the Southwest Slashers, a National Baseball Congress sanctioned program, announced they would make Joe Becker Stadium their new home.

Since joining the NCAA Division II ranks and the Mid-America Intercollegiate Athletics Association in 1990, the Lions have posted a 352-174-1 record (.669) at Joe Becker Stadium. Their longest win streak during that time is 28 games. The string of wins began on February 2, 1994 with a 10-5 win over the University of Nebraska-Kearney, and ran through a 4-3 win over South Dakota State University on March 10, 1995. Northeastern State University ended the streak on March 12, 1995, downing the Lions 12-7.

Joe Becker Stadium seats 1,070 fans and has a grass outfield. Its dimensions are 342 feet to left field, 415 to center, 317 to right, 375 up the left alley, and 350 up the right alley.

The field is named for the prominent Joplin sportsman from the 1920s to 1940s. Joe Becker was a professional baseball umpire and scout and also served as business manager for the Joplin Miners minor league baseball team from 1936-42. He was awarded a life-time pass to Major League Baseball games by George M. Troutman, President of the Minor League Baseball Association.



## The Lions at Joe Becker Stadium

(since 1990)

Year	Record	Pct.
1990	12-1	.923
1991	36-3	.923
1992	24-2	.920
1993	14-13	.519
1994	26-1	.963
1995	34-6	.850
1996	19-8	.704
1997	19-11	.633
1998	16-6	.727
1999	8-18	.308
2000	20-7-1	.732
2001	23-3	.885
2002	19-9	.679
2003	23-8	.742
2004	14-16	.467
2005	16-17	.485
2006	10-15	.400
2007	13-12	.520
2008	6-18	.250
Total	352-174-1	.669

# Strength & Conditioning



**T**he Missouri Southern Strength and Conditioning Performance Center is a 3,480 square foot facility offering student-athletes the opportunity to train in one of the finest NCAA Division II strength facilities. The facility consists of 12 taning racks, six weightlifting platforms, a full line of dumbbells, 16 upper and lower body weight machines and a variety of cardiovascular equipment.

Training occurs in a variety of modalities, including combinations of free weights, selectorized machines, and dumbbells. Student-athletes have their choice of cardiovascular equipment, including upright bikes, stair climbers, treadmills, and slide boards. Reaction balls, step hurdles, timing devices, and medicine balls are a few examples of the numerous training aids providing

student-athletes the opportunity to enhance their skill-related components such as speed, coordination, reaction time, and agility. The state-of-the-art equipment was custom developed in conjunction with such companies as Quantum Fitness, O.E.I., Hammer Strength, SciFit, and Cybex.

In Troy Jorgensen, Southern also has one of the few full-time strength and conditioning coach in the MIAA. Missouri Southern has emerged as the standard in NCAA Division II as to which other programs are compared in terms of resistance training facilities.

## What Can You Expect?

Each Missouri Southern student-athlete will receive individual attention from the strength and conditioning staff as well as individualized workouts for their respective sport. The strength and conditioning staff is also responsible for the speed, agility and conditioning development of each team.



Troy Jorgensen brings a wealth of knowledge to the Missouri Southern Strength and Conditioning program.





# ***Strength & Conditioning***

## **Coach Troy Jorgensen**

Troy Jorgensen begins his third year as director of the Missouri Southern strength and conditioning program. Prior to Southern, Jorgensen spent the past four years as an assistant strength and conditioning coach at the University of California at Los Angeles (UCLA).

Jorgensen worked directly with football, softball, women's swimming, gymnastics, men's soccer and men's basketball. During his tenure, UCLA won ten NCAA National Championships, went to four bowl games, the Softball World Series, and the Final Four.

Prior to UCLA, Jorgensen spent three years at Utah State as the assistant strength and conditioning coach. He was responsible for softball, women's soccer, gymnastics, track and field, tennis and assisted with football and men's basketball.

Jorgensen is certified by the Collegiate Strength and Conditioning Coaches Association and the National Strength and Conditioning Association. He graduated from Missouri Western in 1994 with a BS in exercise science, where he was also a four year letter winner in football. He also earned a master's in exercise science from Utah State University.

Troy has three children, Delaney (8), Brooks (6) and Jaci (3). He is married to the former Heather Pressly.

## **Coach John Freeman**


Coach John Freeman has over 25 years of experience working as a strength, speed and track coach. Freeman has worked with multiple Division I programs including Oregon State, Colorado, Colorado State and Arizona State. He has



worked with two NFL teams, one NBA teams and six different Olympic teams and sits on the sports science committee for USA Team Handball.


Freeman is a certified Strength and Conditioning Specialist through the National Strength and Conditioning Association and also holds certifications from United States Weightlifting and USA Track and Field. He holds a degree in Psychology and Religion from Missouri State, as well as a M.S. and P.H.D from the Universal Life Church University.

He is married to the former Sylvia Goree and the couple has two children, six grandchildren and one great grandson.



An Olympic-size swimming pool is a valuable training tool for Missouri Southern student-athletes. It is also used for swimming classes, aquaerobics, swim team competition, lifeguard training, recreation, and physical therapy, and is headed by aquatics and intramurals director Darren Fullerton, who is certified by the American Red Cross.

# Coaching Staff



## Head Coach Bryce Darnell

### 2nd year at Missouri Southern

Bryce Darnell begins his second season as head coach at Missouri Southern. He was named the third head baseball coach in Southern baseball history on May 22, 2007.

Darnell succeeded coach Warren Turner who retired after 31 years at Southern, including 852 wins and two NCAA Division II College World Series appearances.

Darnell's first season as the head coach at his alma mater saw the team improve in wins, both overall and in conference play, and saw the young Lions squad play one of the most difficult schedules in NCAA Division II. The team won 16 games in MIAA play, including an exciting 3-2 win over MIAA Champ and Division II World Series Participant Central Missouri.

A 1997 graduate of Missouri Southern, Darnell had been the head baseball coach at Webb City High School for eight years, while also teaching social studies at the school. His baseball teams at Webb City won two Missouri Class 3 State Championships. Darnell amassed a 160-43 career record at Webb City and was the Joplin Globe Coach of the Year in 2002 and 2005, while being named the Missouri Class 3 Coach of the Year in 2005 and 2006.

A three-year player for the Lions from 1994-1996, Darnell transferred to Southern after a year at the University of Minnesota. A Brooklyn Center, Minn. native, Darnell was a three-sport athlete at BCHS being named all-state in baseball and football, as well as all-conference in basketball. Darnell played for his father, Doug, at BCHS. Doug Darnell was also the Athletic Director at BCHS.

Darnell hit .436 in 30 games as a sophomore for the Lions in 1994, which is the sixth highest batting average in a season at Southern. He was named honorable mention All-MIAA that year. He had his best season in 1995, helping the Lions to a 43-13 record, including a 17-3 mark in MIAA play. He hit .364 that year with 13 doubles, three homers and 47 RBIs en route to being named first-team all-region and all-MIAA. The Lions were second in the MIAA Postseason Tournament and made an appearance in the NCAA Division II Central Region Tournament.

Darnell's senior season saw the catcher hit .339 with 20 doubles, four homers and 48 RBIs in 55 games. The 20 doubles is fifth all-time in a season at Southern. He was named honorable mention all-MIAA that year. Darnell was drafted after his junior season in the 40th round of the Major League Baseball Draft by the St. Louis Cardinals. He was later drafted after his senior season in the 58th round by the Arizona Diamondbacks. He played in 1996 for the Visalia Oaks, a single A affiliate of the Diamondbacks.

Darnell's .577 on base percentage as a sophomore ranks third in a season, while his .996 fielding percentage (1 error) in 1995 is second all-time. He ranks seventh in career doubles with 40, while ranking sixth in batting average (.366) and seventh in fielding percentage (.976).

He holds a degree in Secondary Education from Missouri Southern (1997), as well as a Masters in Educational Administration from Missouri State University (2000).

Darnell has a wife, Pamela and two children, Darcy (7), and Cy (4).



## Asst. Coach Nick Tuck

### 1st year at Missouri Southern

Nick Tuck is in his first year as an assistant coach for the Lions.

Tuck was a four-year letter winner at Southern serving as a pitcher out of the bullpen. A native of Lamar, Mo., Tuck is a physical education major at Southern and will graduate this May.

Tuck is engaged to former Southern volleyball player Teyoni Wilson.



## Asst. Coach Kyle Denney

### 2nd year at Missouri Southern

After eight seasons of professional baseball, including a stint at the Major League level with the Cleveland Indians, Kyle Denney is in his second year as an assistant coach with the Missouri Southern baseball team.

Denney is a native of Prague, Oklahoma, where he lettered in baseball, basketball and football. He was a three time All-State selection in baseball, while earning All-State status in 1995 in basketball.

After high school, Denney attended Seminole State College, where as a freshman, he led the NJCAA in ERA with a 1.51 average, helping the team to a 50-10 mark in 1996. He continued that success as a sophomore as Seminole went 59-5 and advanced to the NJCAA National Title game.

Denney then transferred to Oklahoma University, where the 1998 squad was ranked third in the nation, before falling in the regional finals. He finished his career with the Sooners with 107 strikeouts in 102.2 innings pitched.

He was drafted in 1999 by the Cleveland Indians in the 26th round of the Major League Baseball Draft. In 2001, he earned a spot on the Carolina - California league All-Star game, before going through season-ending Tommy John surgery. Denney rebounded in 2003 and was named the Eastern League Pitcher of the Year and was a mid and post season All-Star.

In 2004, he went 10-5 with AAA Buffalo and made his Major League debut in September of 2004. Denney also had professional stints in both the Washington Nationals and Detroit Tigers minor league systems.

Denney and his wife, April, a native of Noel, Mo., reside in Carl Junction, Mo.



# 2009 Roster

## Numerical Roster

No.	Name	Pos.	B/T	Ht.	Wt.	Yr.	Hometown/Previous
1	Cameron Beaver	OF	L/L	5-10	160	Fr.	Webb City, Mo./Webb City HS
2	CJ Matthews	OF	R/R	5-9	190	Jr.	Green Forrest, Ark./Crowder CC
3	Gabe Wyatt	IF	R/R	5-10	180	Jr.	Neosho, Mo./Neosho CC
4	Zach Caldwell	OF	R/R	5-11	188	Jr.	Pittsburg, Kan./Fort Scott CC
5	Skyler Rawlins	IF	R/R	5-9	170	So.	Seneca, Mo./Seneca HS
6	Tyler Tuthill	IF	R/R	6-0	175	Jr.	Tulsa, Okla./Connors State
7	Tino Robbins	OF	R/R	5-9	185	Sr.	Springfield, Mo./Drury
8	Jacob Taylor	IF	R/R	6-1	195	Jr.	Moreno Valley, Calif./Northeastern Okla. A&M
10	Trent Owens	C	R/R	5-10	200	Jr.	Owasso, Okla./Independence CC
11	Fernando Lugo	IF	R/R	6-2	200	So.	Valencia, Venezuela/New Mexico JC
12	Michael Zurmehly	1B	R/R	6-2	215	Jr.	Edmond, Okla./Connors State
14	Corey Wells	P	R/R	5-10	170	So.	Overbrook, Kan./Neosho County CC
*15	Juan Hernandez	OF	R/R	5-10	165	Sr.	Orlando, Fla./Cypress Creek HS
16	Calvin Burr	P	R/R	5-9	140	Fr.	Joplin, Mo./Joplin HS
18	Shayne Hoke	IF	R/R	6-0	189	Fr.	Joplin, Mo./Joplin HS
19	Ryan Verfurth	P	R/R	5-11	180	Sr.	Billings, Mo./Crowder CC
20	Kevin Humphrey	P	L/L	6-2	185	Jr.	Claremore, Okla./Pinola JC
23	Derek Ezell	IF	R/R	6-0	205	Sr.	Lee's Summit, Mo./Kansas City Kan. CC
24	Kenny Hart	OF	L/L	5-10	205	Sr.	Bronx, NY/Connors State
25	Cody Norman	IF	R/R	5-11	193	So.	Joplin, Mo./Joplin HS
26	Lee Hall	C	R/R	5-10	170	So.	Rogers, Ark./Rogers HS
*27	Jeff Katchmar	OF-P	L/R	5-11	195	Sr.	Thompson, Manitoba/Williston (ND) JC
*28	Justin Beal	IF	R/R	6-2	200	Sr.	Owasso, Okla./Grand Valley State
29	Jeff Fabis	C	L/R	6-2	200	Fr.	Huntley, Ill./Huntley HS
30	Garrett Groom	P	R/R	6-1	190	Jr.	Poteau, Okla./Carl Albert CC
31	Zak Porath	P	L/L	6-0	190	Fr.	Carl Junction, Mo./Carl Junction HS
33	Patrick Bennett	P	R/R	6-1	190	Fr.	Seneca, Mo./Seneca HS
35	Ben Glenn	P	L/L	6-1	195	Jr.	Wynne, Ark./Labette CC
36	CJ Maffei	P	L/L	6-2	185	Jr.	Parsons, Kan./Labette CC
38	Kellen Hoover	IF	R/R	5-10	195	So.	El Dorado Springs, Mo./El Dorado HS
39	Carter Lance	P	R/R	6-4	195	Jr.	Conway, Ark./Connors State
40	Josh White	P	R/R	6-1	225	Jr.	Lancaster, Calif./Northeastern Okla. A&M

\* Elected Captains for 2009 Season

Head Coach: Bryce Darnell (Missouri Southern, 1997)

Assistant Coaches: Kyle Denney, Nick Tuck, Denny Vilela

## Alphabetical Roster

No.	Name	Pos.	B/T	Ht.	Wt.	Yr.	Hometown/Previous
*28	Justin Beal	IF	R/R	6-2	200	Sr.	Owasso, Okla./Grand Valley State
1	Cameron Beaver	OF	L/L	5-10	160	Fr.	Webb City, Mo./Webb City HS
33	Patrick Bennett	P	R/R	6-1	190	Fr.	Seneca, Mo./Seneca HS
16	Calvin Burr	P	R/R	5-9	140	Fr.	Joplin, Mo./Joplin HS
4	Zach Caldwell	OF	R/R	5-11	188	Jr.	Pittsburg, Kan./Fort Scott CC
23	Derek Ezell	IF	R/R	6-0	205	Sr.	Lee's Summit, Mo./Kansas City Kan. CC
29	Jeff Fabis	C	L/R	6-2	200	Fr.	Huntley, Ill./Huntley HS
35	Ben Glenn	P	L/L	6-1	195	Jr.	Wynne, Ark./Labette CC
30	Garrett Groom	P	R/R	6-1	190	Jr.	Poteau, Okla./Carl Albert CC
26	Lee Hall	C	R/R	5-10	170	So.	Rogers, Ark./Rogers HS
24	Kenny Hart	OF	L/L	5-10	205	Sr.	Bronx, NY/Connors State
*15	Juan Hernandez	OF	R/R	5-10	165	Sr.	Orlando, Fla./Cypress Creek HS
18	Shayne Hoke	IF	R/R	6-0	189	Fr.	Joplin, Mo./Joplin HS
38	Kellen Hoover	IF	R/R	5-10	195	So.	El Dorado Springs, Mo./El Dorado HS
20	Kevin Humphrey	P	L/L	6-2	185	Jr.	Claremore, Okla./Pinola JC
*27	Jeff Katchmar	OF-P	L/R	5-11	195	Sr.	Thompson, Manitoba/Williston (ND) JC
39	Carter Lance	P	R/R	6-4	195	Jr.	Conway, Ark./Connors State
11	Fernando Lugo	IF	R/R	6-2	200	So.	Valencia, Venezuela/New Mexico JC
36	CJ Maffei	P	L/L	6-2	185	Jr.	Parsons, Kan./Labette CC
2	CJ Matthews	OF	R/R	5-9	190	Jr.	Green Forrest, Ark./Crowder CC
25	Cody Norman	IF	R/R	5-11	193	So.	Joplin, Mo./Joplin HS
10	Trent Owens	C	R/R	5-10	200	Jr.	Owasso, Okla./Independence CC
31	Zak Porath	P	L/L	6-0	190	Fr.	Carl Junction, Mo./Carl Junction HS
5	Skyler Rawlins	IF	R/R	5-9	170	So.	Seneca, Mo./Seneca HS
7	Tino Robbins	OF	R/R	5-9	185	Sr.	Springfield, Mo./Drury
8	Jacob Taylor	IF	R/R	6-1	195	Jr.	Moreno Valley, Calif./Northeastern Okla. A&M
6	Tyler Tuthill	IF	R/R	6-0	175	Jr.	Tulsa, Okla./Connors State
19	Ryan Verfurth	P	R/R	5-11	180	Sr.	Billings, Mo./Crowder CC
14	Corey Wells	P	R/R	5-10	170	So.	Overbrook, Kan./Neosho County CC
40	Josh White	P	R/R	6-1	225	Jr.	Lancaster, Calif./Northeastern Okla. A&M
3	Gabe Wyatt	IF	R/R	5-10	180	Jr.	Neosho, Mo./Neosho CC
12	Michael Zurmehly	1B	R/R	6-2	215	Jr.	Edmond, Okla./Connors State

# 2009 Preview

## 2009 Lions look to build on success from last year

By Levi Convirs  
MSSU Sports  
Information

### Outlook

Under the reins of first-year head coach Bryce Darnell, the Missouri Southern Lions made strides toward being a competitive squad in the MIAA once again. Darnell, who came to his alma mater after a successful managerial stint at local high school Webb City that produced a pair of state championships, led the Lions to their most MIAA victories (16) since the 2002 campaign. With the Lions staying in MIAA Tournament contention until the final two weeks of the season, Darnell believes that the squad can accomplish even more this upcoming season. "Expectations are to get in the conference tournament, and to build on the success we had the first season," Darnell said. With nine players returning offensively that have significant starting experience, Darnell likes the makeup of the lineup. "I think offensively we have a good core with Juan (Hernandez), (Derek) Ezell, Kenny Hart and Skyler (Rawlins)," Darnell said. "We have some experience offensively." Heading into the season, Darnell likes the way his players are gearing up for



**Senior Derek Ezell led the Lions in virtually every offensive category in 2008, including home runs (8), RBI (42) and runs scored (37).**

the year. "Practice has gone good, even though we're just three weeks into it," Darnell said. "The kids are ready to go and have prepared hard and are looking forward to the season."

### Pitchers

Newcomers will play a significant role on the mound this season. Fresh faces that will be a big part of the rotation include Justin Beal (Owasso, Okla./Grand Valley State), Garrett Groom (Poteau, Okla./Carl Albert CC), Corey Wells (Overbrook, Kan./Neosho County CC), Kevin Humphrey (Claremore, Okla./

Pinola JC), CJ Maffei (Parsons, Kan./Labette CC), Zak Porath (Carl Junction, Mo./Carl Junction HS) and Carter Lance (Conway, Ark./Connors State). Senior Jeff Katchmar will contribute solely as a pitcher this season after seeing considerable time in the outfield last year. Katchmar pitched 5 1/3 innings last season with one save. Senior Ryan Verfurth should also be a part of the rotation after tying for the team-lead with four wins last year. Verfurth made nine starts and pitched 46 2/3 innings in 2008. Even though the pitching staff is probably the least experienced spot on the squad, Darnell is looking forward to the many options that

he will be presented with this season. "Depth has improved and the qualities of arms have also improved," Darnell said. "But we have to make sure we're keeping people healthy to take advantage of this."

### Outfielders

Patrolling center field once again for his senior season will be honorable-mention All-MIAA performer Juan Hernandez. Hernandez has been a mainstay in the outfield for the past three years and can be counted on to contribute



# 2009 Preview

with the bat and glove. Last year, Hernandez was outstanding at the plate as the Lions' primary lead-off hitter, particularly in MIAA play. Hernandez hit .369, hit both of his homers and drove in 23 runs during the conference season. In 2007, Hernandez flashed his defensive prowess by recording a team-best .986 fielding percentage. Senior Kenny Hart will return to occupy right field this season after an injury forced him to miss the final 26 games of 2008. In 26 starts, Hart showed tremendous offensive potential by batting .304 with five doubles and two homers. Newcomer Zach Caldwell (Pittsburg, Kan./Fort Scott CC) should figure heavily into the leftfield picture, while newcomer Tino Robbins (Springfield, Mo./Drury) should have platoon opportunities in leftfield this year.

## Infielders

Senior Derek Ezell is back to anchor first base following a 2008 season that earned him an All-MIAA second-team selection. Ezell led the Lions with a .394 batting average last season and finished sixth in the MIAA in hitting. Ezell also took his performance to another level for the MIAA season by hitting .406 in conference action, with seven homers and 33 RBI. Skyler Rawlins figures once again to be the Lions' primary shortstop. Rawlins was second on the team with 16 extra-base hits, including a team-high three triples. Rawlins also showed good pop in his bat



**Senior hurler Ryan Verfurth tied for team-high honors with four victories in 2008**

by tying for second with four homers. NEO standout Jacob Taylor (Moreno Valley, Calif.) will handle the bulk of the second base duties this season, while Beal will see significant time at third base. Fernando Lugo should also see a consistent utility role after also smashing four homers and hitting eight doubles last season. Gabe Wyatt will also see considerable action at this season. Wyatt hit .286 in 2008 with 13 RBI in 2008. Newcomers Tyler Tuthill (Tulsa, Okla./Connors State), Kellen Hoover (El Dorado Springs, Mo./El Dorado HS) and Joplin product Shayne Hoke will have utility roles for the upcoming season. Newcomer Michael Zurmehly (Edmond, Okla./Connors State) is expected to be the primary

designated hitter in addition to having opportunities to spell Ezell at first base. Junior transfer Trent Owens (Owasso, Okla./Independence CC) looks to be the primary catcher for the Lions, while returner Lee Hall will also see time behind the plate this year. Hall was very productive at the plate in 15 games, hitting .480 and driving in a pair of runs on 12 hits.

## Schedule

The Lions will kick off the 2009 campaign with a home doubleheader against Northeastern State on Feb. 10 beginning at 1 p.m. at Joe Becker Stadium. The Lions will also have non-conference home dates with St. Cloud State (Feb. 14-15), Minnesota-Duluth (Feb. 21-22), Missouri S&T (Apr. 15) and Central Oklahoma (Apr. 21). Southern has road non-conference matchups at Cameron (Feb. 17), Central Oklahoma (Feb. 24), Missouri S&T (Mar. 17), Drury (Mar. 25) and Rockhurst (May 1-2). The Lions will begin MIAA action by hosting Missouri Western in a pair of doubleheaders taking place Feb. 28-Mar. 1. "The nice thing about non-conference this year is the heavy home schedule and mid-week home games," Darnell said. "It's good for the players and hopefully we can attract a crowd to the games. The MIAA is a challenge whoever you play because it's a tough league."

# Meet the Lions



## 23 • Derek Ezell • IF

6-0 • 205 • R/R • Senior-1L • Lee's Summit, Mo./Kansas City, Kan. CC

**As a junior:** Put together outstanding initial season at MSSU ... earned second-team all-miaa honors after leading the Lions with a .394 batting average that ranked sixth in the MIAA ... also led the Lions in homers (8), RBI (42), hits (67), doubles (18), runs (37), total bases (111), slugging percentage (.653), on-base percentage (.488) and fielding percentage (.989) ...took his performance to another level for the MIAA season, with seven home runs and 33 RBI during conference play ... was also an ABCA All-Central Region selection.

**In junior college:** Played two seasons at Kansas City, Kansas Community College and hit .315, with 16 doubles and 26 RBI as a sophomore ... also batted .401 his freshman year.

**In high school:** Earned all-state and all-conference honors as a senior for the Lee's Summit Tigers ... helped the Tigers finish third in the 2005 Missouri State High School Baseball Championship with two wins, two saves and two homers during the post season.

**Personal:** Born September 5, 1986 in Lee's Summit, Mo. ... son of David Ezell and Sheila Zinn ... Major is business management.

### Derek Ezell's Career Batting & Fielding Statistics

Year	G/GS	AB	R	H	BA	RBI	2B	3B	HR	SB-A	BB	SO	SH	PO	A	E	Fld%
2008	50/49	170	37	67	.394	42	18	1	8	0-0	19	20	0	355	8	4	.989



## 26 • Lee Hall • C

5-10 • 170 • L/R • Sophomore-1L

Rogers, Ark./Rogers HS

**As a sophomore:** Showed great promise at the plate with a .480 batting average in 15 appearances ... batted in two runs and scored twice ... nailed four potential base-stealers during his time behind the plate.

**As a freshman:** Sat out the 2007 season as a redshirt.

**In high school:** Helped the Rogers Mountaineers of coach Dr. Tom Woodruff qualify for the Class 5A West state tournament in 2005 and 2006 ... earned all-conference honors in 2006 and was named to the Bartlesville (Ok.) Glenn Winget all-tournament team ... also played golf two years.

**Personal:** Born October 5, 1987, in Little Rock, Ark ... son of Jim and Mary Margaret Hall ... has two brothers, Jared and Clay ... Dad played football at the University of Arkansas ... Major is Business.

### Lee Hall's Career Batting & Fielding Statistics

Year	G/GS	AB	R	H	BA	RBI	2B	3B	HR	SB-A	BB	SO	SH	PO	A	E	Fld%
2008	15/6	25	2	12	.480	2	0	0	0	0-0	1	4	2	43	5	1	.980

# Meet the Lions



## 24 • Kenny Hart • OF

5-10 • 205 • L/L

Senior • Bronx, N.Y./Connors State

**As a junior:** Had solid first season with the Lions, starting 26 times before an injury forced him to sit out the remainder of the year ... batted .304, with two homers and 15 RBI ... showed good discipline at the plate, tying for second on the team with 16 walks despite the injury-shortened season ... ranked third on the Lions in both slugging percentage (.446) and on-base percentage (.413).


**In junior college:** Was an all-conference selection during his two seasons at Connors State ... also helped Connors to a JUCO World Series Championship.

**In high school:** Played the outfielder for four year for the Rice Raiders in Bronx, N.Y. ... was an all-city selection as a junior and senior.

**Personal:** Born December 26, 1987 in Bronx, N.Y. ... son of Kenneth Hart ... Major is business.

### Kenny Hart's Career Batting & Fielding Statistics

Year	G/GS	AB	R	H	BA	RBI	2B	3B	HR	SB-A	BB	SO	SH	PO	A	E	Fld%
2008	26/26	92	19	28	.304	15	5	1	2	2-2	16	24	1	56	5	3	.953



## 15 • Juan Hernandez • OF

5-10 • 155 • R/R • Senior-3L

Orlando, Fla./Cypress Creek HS

**As a junior:** Served as the Lions' primary lead-off hitter and ranked second on the Lions with a .342 batting average, earning all-miaa honorable-mention honors ... produced a team-high 190 at-bats and 10 stolen bases ... finished second on the team in runs (32), hits (65), triples (1), RBIs (27) and total bases (79) ... drew 15 walks, while strikingout only 18 times

... stepped up his performance for the conference season, hitting .369 and hitting both of his homers and driving in 23 runs during MIAA games.

**As a sophomore:** Batted .331 and led the Lions with 60 hits ... also led the team with two triples and ranked second with 34 runs scored ... flashed good speed with a team-high 12 stolen bases ... played a sparkling center field by recording a team-best .986 fielding percentage.

**As a freshman:** Showed potential to be a cornerstone by making an immediate impact as a freshman for the Lions ... played an outstanding center field, committing only one error in 119 chances ... showed great speed with a team-high four triples and also stole five bases ... drove in 22 runs with a .269 batting average.

**In high school:** Earned four letters and started three years for

Cypress Creek as both a center fielder and right fielder ... was named varsity captain his senior season and hit one home run and finished with a .388 batting average.

**Personal:** Major is general business ... born June 22, 1987 in San Turee, Puerto Rico ... son of Edgardo Hernandez and Gloria Perez.



### Juan Hernandez's Career Batting & Fielding Statistics

Year	G/GS	AB	R	H	BA	RBI	2B	3B	HR	SB-A	BB	SO	SH	PO	A	E	Fld%
2006	49/49	175	26	47	.269	22	6	4	2	5-10	9	38	6	119	0	1	.992
2007	46-45	181	34	60	.331	18	6	2	0	12-17	11	21	1	141	2	2	.986
2008	50/50	190	32	65	.342	27	6	1	2	10-15	15	18	3	135	3	7	.952
Totals	145-144	546	92	172	.315	67	18	7	4	27-42	35	77	10	395	5	10	.975



# Meet the Lions



## 38 • Kellen Hoover • IF

5-10 • 195 • R/R • Sophomore

El Dorado Springs, Mo./El Dorado HS

**As a freshman:** Did not see any action during the 2008 season.

**In high school:** Participated in baseball, football and basketball while at El Dorado Springs High School ... was chosen as team MVP three times, while recording the team's lowest ERA as a freshman and sophomore ... led the team in batting average during his junior and senior seasons ... also helped the baseball squad to a district championship during his freshman campaign ... was a three-time all-district pick in football and earned all-district and academic-all-state honors during his senior year in basketball.

**Personal:** Born October 27, 1988 in Fort Scott, Kan. ... son of Allen and Teresa Hoover ... Major

is undecided



## 27 • Jeff Katchmar • OF/RHP

5-11 • 195 • L/R • Senior-2L • Thompson, Manitoba/Williston

**As a junior:** Made 30 starts and drove in 21 runs for the Lions ... tied for second on the team with four homers and had 25 hits with 20 runs ... also made one start in three appearances on the mound ... recorded a pair of strikeouts in 5 1/3 innings ... pitched a scoreless 12th inning to earn the save in the Lions' 6-5 win at Pittsburg State (Mar. 15)

**As a sophomore:** Played in eight games and started seven before an injury pre-maturely injured his sophomore season ... drove in four runs, with one hit and scored twice.

**In junior college:** An all-around athlete at R.D. Parker High School in Thompson, Jeff earned all-conference honors at Williston State after the team captured conference and regional tournaments . . .

**In high school:** A shortstop, outfielder and pitcher for the Parker Trojans of Coach Todd Harwood, Jeff was selected the most valuable player and varsity athlete of the year . . . he was captain of the hockey team, voted the hardest hitter in volleyball, and started two years as a midfielder on the soccer team.

**Personal:** Born August 7, 1986 . . . son of Roger and Jean Katchmar . . . has a brother, Tim . . . Major is criminal justice.

### Jeff Katchmar's Career Batting & Fielding Statistics

Year	G/GS	AB	R	H	BA	RBI	2B	3B	HR	SB-A	BB	SO	SH	PO	A	E	Fld%
2007	8/7	17	2	1	.059	4	1	0	0	0-0	3	4	0	5	0	0	1.000
2008	33/30	103	20	25	.243	21	4	2	4	2-2	11	36	1	28	3	4	.886
Totals	41/37	120	22	26	.217	25	5	2	4	2-2	14	40	1	33	3	4	.938

### Jeff Katchmar's Career Pitching Statistics

Year	G/GS	W-L	ERA	Sv	CG	SHO/CBO	IP	H	R	ER	BB	SO	K/9
2008	3/1	0-1	11.81	1	0	0/0	5.1	11	14	7	6	2	3.38

# Meet the Lions



## 11 • Fernando Lugo • IF

6-2 • 200 • S/R • Sophomore-1L • Valencia, Venezuela/New Mexico JC

**As a sophomore:** Tied for second on the team with four home runs in his first year at MSSU ... was third in slugging percentage (.445) and extra-base hits (13) ... drove in 18 runs, with 27 hits and 23 runs scored.

**In junior college:** Competed one year at New Mexico Junior College before arriving at Missouri Southern.

**In high school:** Was selected to the All-Venezuelan team ... also was named Team MVP one year.

**Personal:** Born January 18, 1985 in Valencia, Venezuela ... son of Santiago Lugo and Branela Puerto.

### Fernando Lugo's Career Batting & Fielding Statistics

Year	G/GS	AB	R	H	BA	RBI	2B	3B	HR	SB-A	BB	SO	SH	PO	A	E	Fld%
2008	34/28	110	23	27	.245	18	8	1	4	2-4	6	21	0	19	14	4	.892

## 2 • CJ Matthews • OF

5-9 • 190 • R/R • Junior-1L • Green Forrest, Ark./Crowder CC



**As a sophomore:** Batted .308 with 53 hits, ranking third in both categories for the Lions ... scored 28 times and drove in 12 runs ... finished second on the squad with 172 at-bats ... flashed speed by going 9-of-9 in stolen base attempts.

**In junior college:** Started two years at Crowder College ... was an all-academic and all-conference selection.

**In high school:** Was a four-year starter for Green Forrest High school ... was a four-time all-district and all-state selection ... also was a three-year starter in baseball and football, while being a two-time all-state selection in football ... helped the football squad to a 12-1 record as a senior and the led the team in rushing for three seasons.

**Personal:** Born December 26, 1986 in Green Forrest, Ark. ... son of Curtis Matthews and Tonya Rogers ... Major is Kinesiology.

### CJ Matthews' Career Batting & Fielding Statistics

Year	G/GS	AB	R	H	BA	RBI	2B	3B	HR	SB-A	BB	SO	SH	PO	A	E	Fld%
2008	50/49	172	28	53	.308	12	8	1	0	9-9	16	31	31	120	10	11	.922

# Meet the Lions



## 25 • Cody Norman • IF

5-11 • 193 • R/R • Sophomore-1L • Joplin, Mo./Joplin HS

**As a red-shirt freshman:** Saw action in one game with one at-bat during the 2008 campaign for the Lions.


**As a freshman:** Sat out the year as a redshirt.

**In high school:** An all-area and all-conference performer for the Joplin Eagles of coach Kirk Harryman, Cody helped his club capture two district championships and an Ozark Conference title in baseball and a conference title in football . . . played inside linebacker for the football Eagles and was all-conference, all-district and all-area . . . played in the Grin Iron all-star game.

**Personal:** Born January 7, 1988, in Joplin, Mo . . . son of Richard and Brenda Norman . . . has a sister, Ashlea . . . Major is Criminal Justice.

### Cody Norman's Career Batting & Fielding Statistics

Year	G/GS	AB	R	H	BA	RBI	2B	3B	HR	SB-A	BB	SO	SH	PO	A	E	Fld%
2008	1/0	1	0	0	.000	0	0	0	0	0-0	0	0	0	0	0	0	.000



## 5 • Skyler Rawlins • IF

5-9 • 170 • R/R • Sophomore-1L • Seneca, Mo./Seneca HS

**As a freshman:** Big contributor as a freshman, tying for second with four homers and ranking third with 29 runs scored ... had 45 hits and a team-high three triples ... ranked third on the Lions with nine doubles and fourth with 164 at-bats.

**In high school:** Started four years for the Seneca Indians and was a four-time all-conference selection ... was also a three-time all-area and all-district pick and was an all-state selection this past year ... also started three years of football, where he was a three-time all-conference, two-time all-area and all-district and was a first-team all-state selection this past year at wide receiver.


**Personal:** Born July 11, 1988 in Claremore, Okla. ... son of David and Jackie Rawlins ... Major is pre-physical therapy ... Both parents are Southern graduates and his father played football at Southwest Baptist before transferring to MSSU.

### Skyler Rawlins' Career Batting & Fielding Statistics

Year	G/GS	AB	R	H	BA	RBI	2B	3B	HR	SB-A	BB	SO	SH	PO	A	E	Fld%
2008	50/50	164	29	45	.274	22	9	3	4	5-6	9	43	5	79	123	24	.894



# Meet the Lions



## 19 • Ryan Verfurth • RHP

5-11 • 180 • R/R • Senior-1L • Billings, Mo./Crowder CC

**As a junior:** Made nine starts in 11 outings for Southern ... went 4-4, including a complete game effort against Northwest Missouri State ... allowed only one run on five hits, with six strikeouts in the win over Northwest ... ranked second on the staff with 29 strikeouts.

**In junior college:** Played two seasons at Crowder College prior to transferring to Missouri Southern.

**In high school:** Started four years for the Billings Wildcats as both a pitcher and infielder ... earned first-team all-conference honors as a junior and senior ... helped the Wildcats to a district championship in 2005 ... also started three seasons as a point guard for the basketball squad, earning first-team all-conference and all-county recognition.

**Personal:** March 12, 1987 in Springfield, Mo. ... son of James and Michelle Verfurth ... Major is business management.

### Ryan Verfurth's Career Pitching Statistics

Year	G/GS	W-L	ERA	Sv	CG	SHO/CBO	IP	H	R	ER	BB	SO	K/9
2008	11/9	4-4	11.57	0	1	0/0	46.2	80	63	60	28	29	5.58



## 3 • Gabe Wyatt • IF

5-10 • 180 • R/R • Junior-1L • Neosho, Mo./Neosho CC

**As a sophomore:** Started 28 times, with 26 hits and 17 runs scored ... Batted .286 and had 13 RBI ... was successful in all nine of his stolen-base attempts.

**In junior college:** Played one season at Neosho County Community College before transferring to Missouri Southern.

**In high school:** A three-year starter that helped the Neosho Wildcats to three consecutive district championships from 2004-06 ... was also a two-year starter for the basketball squad.

**Personal:** Born July 13, 1987 in Joplin, Mo. ... son of Phil and Kathy Wyatt ... Major is psychology.

### Gabe Wyatt's Career Batting & Fielding Statistics

Year	G/GS	AB	R	H	BA	RBI	2B	3B	HR	SB-A	BB	SO	SH	PO	A	E	Fld%
2008	34/28	91	17	26	.286	13	4	1	0	9-9	9	18	3	14	52	13	.835

# NEWCOMERS

**Justin Beal \* 6-2 \* 200 \* IF \* Sr. \* Owasso, Okla./Grand Valley State**

**At Grand Valley State:** Played one season at GVSU prior to arriving at MSSU. Batted .322 and started 39 of 40 appearances. Hit two homers and drove in 36 runs.

**In junior college:** Competed two seasons at Independence CC ... Hit .330 with 13 homers during his two seasons ... earned second-team all-conference as a freshman and honorable-mention as a sophomore.

**In high school:** Helped Owasso HS to back-to-back state titles in 2003-04 .. squad also finished as state runner-up in 2005.

**Personal:** Born May 21, 1986 in Tulsa, Okla. ... son of Rodney and Terri Beal ... Major is criminal justice ... a brother, Josh, is a pitcher in the Cincinnati Reds organization.

**Cameron Beaver \* 5-10 \* 160 \* OF \* Fr. \* Webb City, Mo./Webb City HS**

**Patrick Bennett \* 6-1 \* 190 \* RHP \* Fr. \* Seneca, Mo./Seneca HS**

**In high school:** Had a record of 8-3 with an 0.91 ERA as a junior ... struck out 96 and walked only nine in 69 innings in helping the Seneca Indians to the Big 8 Conference title ... also tied for the team-lead with 23 RBI ... has earned all-conference honors the past two seasons along with an honorable-mention selection as a freshman ... was an all-state and all-area honoree as a junior ... was also a three-year starter for the basketball squad.

**Personal:** Born September 21, 1989 in Seneca, Mo. ... son of Rick Bennett and Pattie Moore ... Major is chemistry/pre-pharmacy.

**Calvin Burr \* 5-9 \* 140 \* RHP \* Fr. \* Joplin, Mo./Joplin HS**

**In high school:** Played and started three years as a utility player for coach Kirk Harryman's Joplin Eagles ... was named second-team all-conference and team defensive player of the year as a senior ...

**Personal:** Born August 9, 1989 in Joplin, Mo. ... son of Chris and Karesa Burr ... Major is special education ... Mother Karesa is currently the MSSU Athletics Secretary.

**Zach Caldwell \* 5-11 \* 188 \* OF \* Jr. \* Pittsburg, Kan./Fort Scott CC**

**In junior college:** Earned first-team all-conference and all-region during his two seasons at Fort Scott CC ... set school-record with 46 stolen bases.

**In high school:** Set the Colgan HS single-season records in batting average, stolen bases, runs and on-base percentage ... helped Colgan to three straight championships as a center-fielder ... was named first-team all-conference in each of the 2004, 05 and 06 seasons and first-team all-state as a senior ... also was a three-time all-conference selection in football, where he helped Colgan to a pair of state titles as a defensive back and running back ... earned four letters and was an first-team all-state selection as a defensive back and an honorable-mention pick at running back.

**Personal:** Born January 4, 1988 in Joplin, Mo. ... son of David Caldwell and Teresa Shouse ... Undecided on a major.

**Jeff Fabis \* 6-2 \* 200 \* C \* Fr. \* Huntley, Ill./Huntley HS**

**In high school:** Started two seasons at third base for the Huntley HS Red Raiders ... also started two years of football as a center.

**Personal:** Born June 5, 1990 in Chicago, Ill. ... son of Joseph and Tammy Fabis ... Major is criminal justice.

**Ben Glenn \* 6-1 \* 195 \* LHP \* Jr. \* Wynne, Ark./Labette CC**

**In high school:** Started three years on the mound and in the outfield for the Wynne Yellowjackets ... earned all-conference and all-state honors ... participated in the Arkansas State High School All-Start Game ... helped the Yellowjackets to the state tournament in 2004, 05 and 06 ... was also a starting safety and kicker for the football squad and was an all-conference selection ... helped lead the football Yellowjackets to the state championship in 2004 and a semi-final appearance in 2005.

**Personal:** Born December 31, 1987 in Wynne, Ark. ... son of Danny Glenn and Melinda Vincent ... Major is physical education.

**Garrett Groom \* 6-1 \* 190 \* RHP \* Jr. \* Poteau, Okla./Carl Albert CC**

**In junior college:** Struck out 51 batters this past season and walked only 25 in 52 2/3 innings at Carl Albert State College ... As a freshman, had a 2.38 ERA in 68 innings ... recorded 57 strikeouts while walking only 21.

**In high school:** Was a four-year starter for Poteau HS ... holds the school-record for wins (11) and strikeouts (147) in a season ... helped lead Poteau to a 2006 state tournament appearance.

**Personal:** Born November 4, 1986 in Tyler, Texas ... son of Wylm and Cindy Groom ... A kinesiology major ... His uncle, Buddy, pitched in 786 games over 14 seasons in Major League Baseball with six different organizations.

**Shayne Hoke \* 6-0 \* 189 \* IF \* Fr. \* Joplin, Mo./Joplin HS**

**In high school:** A local product that started three years for the Joplin Eagles ... earned first-team all-conference honors along with an all-area selection ... helped the Eagles to the district and sectional titles during his freshman season ... also helped the Eagles win another district title as a sophomore and conference championships in both his freshman and sophomore campaigns ... also was a three-year starter for the Eagles football squad, helping the team win the Ozark Conference championship and was named second-team all-conference at outside linebacker during his junior season.

**Personal:** Born September 10, 1989 in Springfield, Mo. ... son of John and Sharon Hoke ... Undecided on a major.

# NEWCOMERS

**Kevin Humphrey \* 6-2 \* 185 \* LHP \* Jr. \* Claremore, Okla./Pinola JC**

**Carter Lance \* 6-4 \* 195 \* RHP \* Jr. \* Conway, Ark./Connors State**  
**In junior college:** Played two years at Connors State before arriving at MSSU ... went 4-1 with 43 strikeouts and only 10 walks in 48 innings in leading Connors to a 48-19 record last year.  
**In high school:** Started four years at Conway High School ... also started one season at quarterback for the football squad.

**Personal:** Born March 23, 1988 in Pine Bluff, Ark. ... son of Tim and Linda Lance ... Undecided on a major.

**CJ Maffei \* 6-2 \* 185 \* LHP \* Jr. \* Parsons, Kan./Labette CC**  
**In junior college:** Played last season for Labette Community College prior to transferring to MSSU.

**In high school:** Started three seasons on the mound and the outfield for the Parsons Vikings ... was a two time all-conference pick ... also lettered in basketball and football.

**Personal:** Born September 3, 1987 ... son of Chris and Judy Maffei ... Major is business management.

**Trent Owens \* 5-10 \* 200 \* C \* Jr. \* Owasso, Okla./Independence CC**

**In junior college:** Played two seasons at Independence Community College ... earned unanimous all-conference honors last season at catcher after hitting .382 with 13 doubles, six homers and 51 RBI... was a teammate of fellow Lion newcomer Justin Beal, a Grand Valley State transfer.

**In high school:** Played for Owasso High School and was a key component of two state championships from 2003-04 and a runner-up finish.

**Zak Porath \* 6-0 \* 190 \* LHP \* Fr. \* Carl Junction, Mo./Carl Junction HS**

**In high school:** Was part of a Carl Junction Bulldog squad that defeated current MSSU head coach Bryce Darnell's Webb City team in the 2007 class three district finals ... competed for Darnell's brother Flave at CJ, where he earned first-team all-conference, all-district, all-area and all-state honors ... was named Big 8 Conference Player of the year this past season ... helped the

Bulldogs to district and sectional titles in 2007 ... also started three seasons for the CJ Football squad and helped lead the Bulldogs to a share of the Big 8 Conference title this past year ... was the Offensive Player of the Year in the Big 8, along with being a first-team all-conference selection as a running back and defensive back and a second-team pick as a punter.

**Personal:** Born September 6, 1989 in Carl Junction, Mo. ... son of Mark and Rieta Porath ... A physical education major.

**Tino Robbins \* 5-9 \* 185 \* OF \* Sr. \* Springfield, Mo./Drury**

**In Junior College:** Played one season at Drury and two years at Independence Community College before arriving at Missouri Southern for his senior season .... earned all-american honors at ICC and set school records in triples and batting average.

**In high school:** Was a four-year starter for the Glendale Falcons ... batted .440 and was an all-state selection during his senior season ... also was a wrestler for three seasons.

**Personal:** Born June 22, 1987 in Springfield, Mo. ... son of Jeff and Tonia Robbins ... Major is sports medicine & athletic training.

**Jacob Taylor \* 6-1 \* 195 \* IF \* Jr. \* Moreno Valley, Calif./Northeastern Okla. A&M**

**In Junior College:** Played one year each at Chaffey (Calif.) and NEO A&M College before coming to Missouri Southern ... at NEO, Taylor hit .411 in 39 games with 11 doubles, nine homers and 55 RBI ... also was a gold glove winner at second base and a second-team all-region selection.

**In high school:** Was a four-year starter for the Canyon Springs Cougars ... was a two-time all-league selection ... was also named team MVP in 2004 and best offensive player in 2003.

**Personal:** Born October 30, 1986 in Orange County, Calif. ... son of Michael and Paula Taylor ... Undecided on a major.

**Tyler Tuthill \* 6-0 \* 175 \* IF \* Jr. \* Tulsa, Okla./Connors State**

**In junior college:** Played two seasons at Connors State prior to transferring to Missouri Southern ... helped Connors win a World Series and Regional title ... earned a Gold Glove award and finished

his sophomore season with a .427 batting average.

**In high school:** Started four years for the Bishop Kelley Comets ... was a part of two state championship teams in 2004 & 06 and a state runner-up finish in 2005 ... earned all-metro honors ... also competed four seasons in football and two years in basketball.

**Personal:** Born August 21, 1987 in Tulsa, Okla. ... Major is criminal justice.

**Corey Wells \* 5-10 \* 170 \* RHP \* So. \* Overbrook, Kan./Neosho County CC**

**In Junior College:** Prior to transferring to Missouri Southern, Wells played one year at Neosho County CC.

**In high school:** Started four seasons for the Santa Fe Trail High School Chargers ... was a first-team all-league selection in 2007, when he set the school record for lowest single-season earned-run-average with an 0.47 ERA in 46 2/3 innings pitched ... had a record of 4-2 and hit .491 during the 07 campaign .... also was named the Lawrence All-Area Player of the Year during the 07 campaign.

**Personal:** Born June 25, 1989 in Overbrook, Kan. ... son of Dane and Melissa Wells ... Biology/pre-med major.

**Josh White \* 6-1 \* 225 \* RHP \* Jr. \* Lancaster, Calif./Northeastern Okla. A&M**

**Michael Zurmehly \* 6-2 \* 215 \* IF \* Jr. \* Edmond, Okla./Connors State**

**In junior college:** Started two years at Connors State and batted .373 with 15 doubles, seven home runs and 34 RBI as a freshman ... followed that by hitting .394 in 60 games with 21 doubles, five homers and 60 RBI and was an All-Bi State Conference selection.

**In high school:** Was a three-year starter for the Bishop McGuiness High School Irish ... set the school record with a .402 career batting average ... was an all-district and all-city selection and led the team in home runs and batting average ... also started three years as defensive end for the football squad.

**Personal:** Born May 12, 1986 in Midwest City, Okla. ... son of Charles and Renell Zurmehly.



# 2008 Line Scores

Feb 09, 2008 at Tahlequah, Okla.  
Missouri Southern... 010 230 1 - 7 15 1  
Northeastern State.. 000 210 1 - 4 11 1  
WP-Verfurth,Ryan (1-0) Save-  
Mantle,Matthew(1) LP-Chris Bennett (1-1)  
T-2:40 A-200

Feb 09, 2008 at Tahlequah, Okla.  
Missouri Southern... 210 000 0 - 3 9 1  
Northeastern State.. 421 211 X - 11 12 3  
WP-Jacob Lago (2-0) LP-Sickles,Danny (0-1)  
T-2:15 A-200  
HR NSU - Nash Garcia

Feb 12, 2008 at Edmond, Okla.  
Missouri Southern... 000 000 000 - 0 4 3  
Central Oklahoma... 103 002 24X - 12 11 1  
WP-B. Draper (1-0) LP-Lipscomb,Tyler (0-1)  
T- A-100  
HR UCO - M. Pollock (1)

Feb 13, 2008 at Lawton, Okla.  
Missouri Southern... 000 000 5 - 5 7 3  
Cameron University..112 503 X - 12 13 2  
WP-B. Bichel (2-1) LP-Katchmar,Jeff (0-1)  
T-2:20 A-0  
HR CU - C. Calamia

Feb 13, 2008 at Lawton, Okla.  
Missouri Southern... 001 010 0 - 2 11 3  
Cameron University..112 604 X - 14 13 1  
WP-B. Anderson (2-0) LP-Mantle,Matthew  
(0-1) T-2:25 A-80  
HR CU - C. Caves, B. Watson, C. Powell

Mar 01, 2008 at Joplin, Mo.  
Southern Arkansas... 025 0(13)2 0 - 22 22 1  
Missouri Southern... 102 00 1 0 - 4 10 1  
WP-Cody Jones LP-Verfurth,Ryan T-2:49  
A-235  
HR SAUBB - Brandon Graves 2

Mar 01, 2008 at Joplin, Mo.  
Southern Arkansas... 471 221 1 - 18 17 0  
Missouri Southern... 003 000 0 - 3 6 3  
WP-Jeremy Jenkins LP-Mantle,Matthew  
T-2:00 A-135  
HR SAUBB - James Schroeder, Brandon  
Graves, Tyler Maag  
HR MSSU - Hart,Kenny

Mar 02, 2008 at Joplin, Mo.  
Southern Arkansas... 200 121 542 - 17 21 0  
Missouri Southern... 010 500 021 - 9 13 4  
WP-Hayden Simpson LP-Garrison,Jacob T-3:10  
A-138  
HR SAUBB - John Long 2, David Aubrey  
HR MSSU - Hart,Kenny, Ezell,Derek

Mar 05, 2008 at Joplin, Mo.  
Grand Valley State.. 101 010 303 - 9 15 3  
Missouri Southern... 003 500 000 - 8 10 2  
WP-Matt Huml Save-Andre Benjamin(1)  
LP-Lawrence,Austin (0-1) T-3:30 A-75

Mar 06, 2008 at Joplin, Mo.  
Grand Valley State.. 001 870 100 - 17 17 2  
Missouri Southern... 101 000 102 - 5 11 7  
WP-Nick Beach LP-Estes,Ryan T-2:50 A-60

Mar 08, 2008 at Arkadelphia, Ark.  
Missouri Southern... 100 200 001 - 4 8 0  
Ouachita Baptist.... 011 012 00X - 5 7 2  
WP-C. Baran (4-0) Save-P. Lemmond(8)  
LP-Lipscomb,Tyler (0-2) T-2:16 A-219  
HR OBU - J. Pennell, J. Poulter

Mar 09, 2008 at Arkadelphia, Ark.  
Missouri Southern... 000 100 1 - 2 6 1  
Ouachita Baptist.... 173 010 X - 12 10 2  
WP-J. Hershberg (6-0) LP-Verfurth,Ryan  
(1-2) T-2:17 A-571

Mar 09, 2008 at Arkadelphia, Ark.  
Missouri Southern.. 000 010 0 - 1 4 1  
Ouachita Baptist.... 400 200 X - 6 9 0  
WP-S. Smith (3-1) LP-Lawrence,Austin (0-2)  
T-1:45 A-591

Mar 10, 2008 at Joplin, Mo.  
Indianapolis..... 010 001 0 - 2 6 3  
Missouri Southern..103 308 X - 15 12 2  
WP-Roberson,Scotty (1-0) LP-Rupert, Cory  
(1-1) T-2:17 A-135  
HR UINDY - Ross, Aryn  
HR MSSU - x-Wheeler,Cliff, Katchmar,Jeff

Mar 14, 2008 at Pittsburg, Kan.  
Missouri Southern..210 000 010 - 4 8 2  
Pittsburg State..... 022 000 01X - 5 10 2  
WP-Bartling,B (2-1) Save-Templeton(3)  
LP-Lipscomb,Tyler (0-3) T-2:40 A-125  
HR MSSU - Rawlins,Skyler

Mar 15, 2008 at Pittsburg, Kan.  
Missouri Southern..032 000 000 001 - 6 15 3  
Pittsburg State..... 000 002 012 000 - 5 10 1  
WP-Verfurth,Ryan (2-2) Save-  
Katchmar,Jeff(1) LP-Cooper (0-2) T-3:22 A-50

Mar 16, 2008 at Pittsburg, Kan.  
Missouri Southern..000 022 3 - 7 11 1  
Pittsburg State..... 100 000 0 - 1 5 4  
WP-Roberson,Scotty (2-0) LP-Brown (0-3)  
T-2:10 A-110  
HR MSSU - Rawlins,Skyler (2)

Mar 16, 2008 at Pittsburg, Kan.  
Missouri Southern..200 000 0 - 2 7 3  
Pittsburg State..... 103 110 X - 6 6 2  
WP-Boyer (1-1) Save-Porta(1)  
LP-Lawrence,Austin (0-3) T-1:53 A-110  
HR PSU - Northern (2)

Mar 20, 2008 at Joplin, Mo.  
Fort Hays State..... 000 050 010 - 6 11 3  
Missouri Southern..223 100 43X - 15 21 2  
WP-Lipscomb,Tyler LP-Gilliland,Eric T-2:39  
A-162  
HR FHSU - Becker,Brett (1), Washburn,Dusty  
2 (6)

Mar 21, 2008 at Joplin, Mo.  
Fort Hays State..... 355 030 0 - 16 15 0  
Missouri Southern... 000 000 1 - 1 3 2  
WP-Moore,Donnie (1-0) LP-Roberson,Scotty  
(2-1) T-2:10 A-75  
HR MSSU - Lugo,Fernando (1)

Mar 21, 2008 at Joplin, Mo.  
Fort Hays State..... 287 700 0 - 24 19 3  
Missouri Southern. 510 020 3 - 11 16 7  
WP-Simpson,James LP-Lawrence,Austin  
(0-4) T-3:01 A-72  
HR FHSU - Becker,Brett (2), Washburn,Dusty  
(7)  
HR MSSU - x-Wheeler,Cliff (2)

Mar 22, 2008 at Joplin, Mo.  
Fort Hays State..... 000 030 10 - 4 6 3  
Missouri Southern..040 111 07 - 14 15 6  
WP-Mantle,Matthew (1-2)  
LP-Augustine,Matt (1-4) T-2:34 A-102

Mar 28, 2008 at Topeka, Kan.  
Missouri Southern..000 013 2 - 6 8 2  
Washburn..... 030 020 0 - 5 9 2  
WP-Lipscomb,Tyler (2-3) LP-Miller,Andre  
(0-2) T-1:49 A-0

Mar 28, 2008 at Topeka, Kan.  
Missouri Southern... 020 121 0 - 6 7 3  
Washburn..... 033 600 4 - 16 16 2  
WP-Sorensen,Bre (3-1) LP-Roberson,Scotty  
(2-2) T-2:14 A-200  
HR MSSU - x-Wheeler,Cliff (3)  
Mar 29, 2008 at Topeka, Kan.  
Missouri Southern... 500 010 1 - 7 12 3  
Washburn..... 012 000 0 - 3 6 1  
WP-Mantle,Matthew (2-2) LP-Engelken,Zac  
(1-3) T-1:51 A-0

Mar 29, 2008 at Topeka, Kan.  
Missouri Southern... 101 000 100 - 3 8 1  
Washburn..... 031 000 02X - 6 9 1  
WP-Stroth,Bryan (2-2) Save-Hamilton,Cur(3)  
LP-Verfurth,Ryan (2-3) T-2:02 A-125

Apr 01, 2008 at Joplin, Mo.  
Southwest Baptist... 510 002 0 - 8 14 4  
Missouri Southern...034 105 X - 13 10 4  
WP-Garrison,Jacob LP-McMillin,Bobby  
T-2:24 A-93

Apr 01, 2008 at Joplin, Mo.  
Southwest Baptist... 200 031 100 - 7 10 4  
Missouri Southern...001 083 20X - 14 12 5  
WP-Estes,Ryan LP-Graham, Colin T-2:45  
A-72

Apr 04, 2008 at Maryville, Mo.  
Missouri Southern... 700 100 000 - 8 8 0  
Northwest Missouri.. 900 001 00X - 10 13 1  
WP-Briant (1-0) Save-Nickell(6)  
LP-Mantle,Matthew (2-3) T-2:38 A-183  
HR MSSU - x-Wheeler,Cliff (4)

Apr 05, 2008 at Maryville, Mo.  
Missouri Southern... 102 000 0 - 3 7 0  
Northwest Missouri..001 000 0 - 1 5 0  
WP-Verfurth,Ryan (3-3) LP-Gradel Jr (2-2)  
T-2:06 A-0

Apr 05, 2008 at Maryville, Mo.  
Missouri Southern... 001 400 2 - 7 11 1  
Northwest Missouri.. 000 010 1 - 2 4 2  
WP-Roberson,Scotty (3-2) LP-Epley (2-3)  
T-1:43 A-178

# 2008 Line Scores

HR MSSU - Rawlins,Skylar

Apr 06, 2008 at Maryville, Mo.

Missouri Southern... 000 000 0 - 0 3 3

Northwest Missouri... 050 003 2 - 10 11 1

WP-Disselhoff (2-1) LP-Lipscomb,Tyler (2-4)

T-1:35 A-124

Apr 11, 2008 at Joplin, Mo.

Emporia State..... 041 002 101 - 9 13 3

Missouri Southern...000 000 010 - 1 8 3

WP-Nehls,Brock (7-1) LP-Lipscomb,Tyler

(2-5) T-2:30 A-172

HR ESU - Majors,Brian (6)

HR MSSU - Ezell,Derek (2)

Apr 12, 2008 at Joplin, Mo.

Emporia State..... 432 010 2 - 12 14 0

Missouri Southern...000 100 0 - 1 6 2

WP-Applehans,Tyler (8-0)

LP-Mantle,Matthew (2-4) T-2:00 A-154

HR ESU - Crumbliss,Conner 2 (5),

Markowitz,Anthony (1)

Apr 12, 2008 at Joplin, Mo.

Emporia State..... 004 050 1 - 10 10 1

Missouri Southern...010 000 1 - 2 10 2

WP-Timbrook,Richard (5-0)

LP-Roberson,Scotty (3-3) T-1:50 A-148

Apr 13, 2008 at Joplin, Mo.

Emporia State..... 401 360 10 - 15 18 0

Missouri Southern 020 000 0X - 2 5 2

WP-Anthony,Ryan (3-0) LP-Estes,Ryan (1-2)

T-2:28 A-107

ESU's Brian Majors has 29 game hitting streak snapped

Apr 15, 2008 at Bolivar, Mo.

Missouri Southern... 081 120 2 - 14 13 2

Southwest Baptist... 200 030 1 - 6 8 6

WP-Lipscomb,Tyler (3-5) LP-Kelly,Ray (0-8)

T-2 hrs A-95

HR MSSU - Hernandez,Juan, Klassen,Scott 2, French,Alec

HR SBU - Barnhart,Justin, Mountjoy,Brad, Martinez,Chris

Apr 15, 2008 at Bolivar, Mo.

Missouri Southern... 020 302 003 - 10 16 1

Southwest Baptist... 000 500 000 - 5 11 2

WP-Garrison,Jacob (2-1) LP-Hansen, Chad

(0-1) T-3:00 A-110

HR MSSU - Lugo,Fernando, Rawlins,Skylar

Apr 19, 2008 at Kirksville, Mo.

Missouri Southern... 000 100 0 - 1 2 1

Truman State Univ...203 121 X - 9 12 1

WP-Staihr (1-0) LP-Mantle,Matthew T-1:44

A-87

HR MSSU - Ezell,Derek (3)

Apr 19, 2008 at Kirksville, Mo.

Missouri Southern... 101 130 021 - 9 13 1

Truman State Univ...002 010 000 - 3 12 2

WP-Roberson,Scotty Save-Garrison,Jacob

LP-Herrick (0-4) T-2:30 A-47

HR MSSU - Ezell,Derek (4)

HR TSU - Bleish (4)



Jeff Taylor was drafted by the Washington Nationals in the 24th round of the 2005 Major League Baseball draft.

Apr 20, 2008 at Kirksville, Mo.

Missouri Southern... 012 027 2 - 14 17 6

Truman State Univ... 003 105 0 - 9 10 3

WP-Lipscomb,Tyler LP-Staihr (1-1) T-2:10 A-80

HR MSSU - Ezell,Derek 2 (6), Lugo,Fernando (3), Katchmar,Jeff (2)

HR TSU - Bleish (6)

Apr 20, 2008 at Kirksville, Mo.

Missouri Southern... 006 000 023 - 11 15 2

Truman State Univ... 120 000 102 - 6 9 2

WP-Verfurth,Ryan LP-Veazey (0-8) T-2:55 A-64

HR MSSU - Lugo,Fernando

Apr 23, 2008 at Rolla, Mo.

Missouri Southern... 102 000 0 - 3 7 3

Missouri S&T..... 134 014 X - 13 13 1

WP-Smith, Caleb (1-1) LP-Estes,Ryan (1-3) T-2:15 A-35

HR MSSU - Katchmar,Jeff (3)

Apr 23, 2008 at Rolla, Mo.

Missouri Southern... 120 030 0 - 6 8 1

Missouri S&T..... 110 001 0 - 3 3 1

WP-Green,Chris (1-0) LP-Lange, Matt (0-1) T-2:11 A-35

Apr 26, 2008 at Joplin, Mo.

Missouri Western.... 110 001 0 - 3 11 0

Missouri Southern...010 000 0 - 1 5 0

WP-Rusler,Chris (2-1) LP-Lipscomb,Tyler (4-6) T-1:44 A-215

Apr 26, 2008 at Joplin, Mo.

Missouri Western.... 081 312 0 - 15 18 1

Missouri Southern... 101 100 0 - 3 10 3

WP-Jackson,Chris (4-1) LP-Roberson,Scotty (4-4) T-2:48 A-215

HR MWSU - Landi,Troy (1), Carolan,Adam (1), Radel,Matt (1)

HR MSSU - Katchmar,Jeff (4)

Missouri Southern Head Coach Bryce Darnell was ejected in the fourth inning

Apr 27, 2008 at Joplin, Mo.

Missouri Western.... 203 300 0 - 8 12 0

Missouri Southern... 000 200 2 - 4 9 2

WP-Jones,Billy (3-3) LP-Verfurth,Ryan (4-4) T-2:13 A-112

HR MWSU - Bone,Tommy

Apr 27, 2008 at Joplin, Mo.

Missouri Western.... 400 033 012 - 13 14 1

Missouri Southern... 000 012 000 - 3 8 4

WP-Saul,Everett (7-3) Save-Reily,Steve(1)

LP-Mantle,Matthew (2-6) T-2:50 A-104

HR MWSU - Toedebusch,Ben

May 03, 2008 at Joplin, Mo.

Central Missouri.... 000 000 04 - 4 7 0

Missouri Southern...000 000 00 - 0 5 1

WP-Carey,Mark Save-Matlock,Chris(7)

LP-Mantle,Matthew (2-7) T-1:50 A-175

May 03, 2008 at Joplin, Mo.

Central Missouri.... 200 003 1 - 6 11 2

Missouri Southern...001 001 0 - 2 4 1

WP-Potts,Jared (6-4) LP-Lipscomb,Tyler (4-7) T-2:03 A-153

HR UCM - Perez,Luis (8)

HR MSSU - Ezell,Derek (7)

May 04, 2008 at Joplin, Mo.

Central Missouri.... 100 100 0 - 2 8 1

Missouri Southern.. 200 010 X - 3 10 0

WP-Green,Chris (2-0) Save-Roberson,Scotty(1) LP-Potje,Danny (7-2) T-2:05 A-217

HR MSSU - Ezell,Derek (9)

May 04, 2008 at Joplin, Mo.

Central Missouri.... 343 023 010 - 16 19 1

Missouri Southern...100 900 001 - 11 17 5

WP-Latimore,Tom (2-1) LP-Estes,Ryan (1-4) T-3:19 A-105

HR UCM - McBryde,Brian (5),

Rutledge,Blaine (6)

HR MSSU - Hernandez,Juan (2), Imrie,Matt (1)

# 2008 Statistics

Record: 19-33 Home: 6-18 Away: 13-15 Neutral: 0-0 MIAA: 16-20

	AVG	GP-GS	AB	R	H	2B	3B	HR	RBI	TB	SLG%	BB	HBP	SO	GDP	OB%	SF	SH	SB-ATT	PO	A	E	FLD%
23 Ezell,Derek.....	.394	50-49	170	37	67	18	1	8	42	111	.653	19	12	20	8	.488	0	0	0-0	355	8	4	.989
15 Hernandez,Juan...	.342	50-50	190	32	65	6	1	2	27	79	.416	15	4	18	4	.400	1	3	10-15	135	3	7	.952
2 Matthews,CJ.....	.308	50-49	172	28	53	8	1	0	12	63	.366	16	4	31	5	.376	2	4	9-9	120	10	11	.922
5 Rawlins,Skyler...	.274	50-50	164	29	45	9	3	4	22	72	.439	9	3	43	4	.322	1	5	5-6	79	123	24	.894
9 French,Alec.....	.229	41-38	109	16	25	6	0	1	21	34	.312	8	9	18	2	.326	3	2	0-0	160	18	7	.962
-----																							
26 Hall, Lee.....	.480	15-6	25	2	12	0	0	0	2	12	.480	1	1	4	0	.519	0	2	0-0	43	5	1	.980
6 x-Wheeler,Cliff...	.391	30-30	110	28	43	6	2	4	27	65	.591	14	0	7	2	.456	1	3	2-3	58	59	12	.907
4 Imrie,Matt.....	.320	20-16	50	5	16	3	0	1	7	22	.440	6	0	8	2	.393	0	0	1-1	19	26	4	.918
24 Hart,Kenny.....	.304	26-26	92	19	28	5	1	2	15	41	.446	16	1	24	2	.413	0	1	2-2	56	5	3	.953
22 Klassen,Scott....	.298	31-24	84	14	25	6	0	2	13	37	.440	8	2	12	1	.368	1	1	0-0	27	47	14	.841
3 Wyatt,Gabe.....	.286	34-28	91	17	26	4	1	0	13	32	.352	9	8	18	2	.391	2	3	9-9	14	52	13	.835
12 Mantle,Matthew...	.269	35-31	108	18	29	11	1	0	18	42	.389	7	5	32	3	.342	0	2	0-0	11	11	3	.880
11 Lugo,Fernando....	.245	34-28	110	23	27	8	1	4	18	49	.445	6	2	21	0	.297	0	0	2-4	19	14	4	.892
27 Katchmar,Jeff....	.243	33-30	103	20	25	4	2	4	21	45	.437	11	4	36	2	.339	0	1	2-2	28	3	4	.886
47 Ruble,Josh.....	.200	5-0	5	0	1	0	0	0	0	1	.200	0	1	1	0	.333	0	0	0-0	0	0	0	.000
18 Clark,Eric.....	.170	29-13	53	8	9	0	0	0	5	9	.170	1	0	12	0	.182	1	0	3-4	30	0	1	.968
8 Govero,Kyle.....	.000	1-0	1	0	0	0	0	0	0	0	.000	0	0	1	0	.000	0	0	0-0	0	0	0	.000
25 Norman,Cody.....	.000	1-0	1	0	0	0	0	0	0	0	.000	0	0	0	0	.000	0	0	0-0	0	0	0	.000
Totals.....	.303	52-52	1638	296	496	94	14	32	263	714	.436	146	56	306	37	.377	12	27	45-55	1165	429	122	.929
Opponents.....	.345	52-52	1730	463	596	111	10	40	394	847	.490	174	81	238	17	.424	22	25	127-142	1193	501	85	.952

LOB - Team (390), Opp (404). DPs turned - Team (25), Opp (44). IBB - Team (1), Clark 1, Opp (9). Picked off - Klassen 2, Lugo 1, French 1.

(All games Sorted by Earned run avg)

Player	ERA	W-L	APP	GS	CG	SHO/CBO	SV	IP	H	R	ER	BB	SO	2B	3B	HR	AB	B/Avg	WP	HBP	BK	SFA	SHA
38 Lipscomb,Tyler...	6.43	4-7	13	13	4	0/0	0	84.0	122	78	60	15	64	20	1	11	369	.331	5	12	2	2	10
-----																							
20 Garrison,Jacob...	4.31	2-1	19	0	0	0/0	1	31.1	36	18	15	10	20	10	1	1	126	.286	5	6	2	5	0
33 Bland,Jeremy....	6.00	0-0	13	0	0	0/0	0	18.0	26	29	12	5	12	4	0	5	84	.310	0	7	0	2	0
12 Mantle,Matthew...	6.95	2-7	14	10	3	0/0	1	57.0	81	64	44	18	26	18	2	3	247	.328	13	9	1	4	3
32 Jenkins,Drew....	7.06	0-0	17	0	0	0/0	0	21.2	32	20	17	16	15	5	1	0	96	.333	8	4	0	0	1
37 Green,Chris.....	7.66	2-0	11	2	0	0/0	0	24.2	38	31	21	22	17	6	1	1	108	.352	3	6	1	2	1
10 Roberson,Scotty..	7.78	4-4	15	9	3	0/0	1	56.2	89	60	49	22	25	15	0	7	261	.341	4	3	1	0	2
34 Estes,Ryan.....	9.12	1-4	11	4	0	0/0	0	25.2	38	40	26	19	22	7	0	3	112	.339	6	16	1	3	1
19 Verfurth,Ryan...	11.57	4-4	11	9	1	0/0	0	46.2	80	63	60	28	29	14	2	3	209	.383	9	10	1	1	5
27 Katchmar,Jeff....	11.81	0-1	3	1	0	0/0	1	5.1	11	14	7	6	2	5	0	0	27	.407	2	3	0	0	1
17 Tuck,Nick.....	18.47	0-0	7	0	0	0/0	0	6.1	14	14	13	5	1	4	0	1	30	.467	2	2	0	2	0
14 Lawrence,Austin..	18.90	0-4	4	3	0	0/0	0	6.2	15	16	14	5	3	0	1	3	35	.429	1	2	0	0	1
16 Sickles,Danny....	27.00	0-1	2	1	0	0/0	0	4.1	14	16	13	3	2	3	1	2	26	.538	0	1	0	1	0
Totals.....	8.13	19-33	52	52	11	0/0	4	388.1	596	463	351	174	238	111	10	40	1730	.345	58	81	9	22	25
Opponents.....	4.96	33-19	52	52	7	3/2	8	397.2	496	296	219	146	306	94	14	32	1638	.303	41	56	4	12	27

PB - Team (14), French 6, Matthews 4, Hall 4, Opp (4). Pickoffs - Team (3), Garrison 1, Tuck 1, Jenkins 1, Opp (4). SBA/ATT - French (84-92), Roberson (24-26), Hall (22-26), Matthews (21-22), Mantle (21-22), Lipscomb (15-18), Verfurth (13-15), Estes (12-13), Garrison (12-12), Green (7-9), Jenkins (5-7), Bland (6-7), Lawrence (5-6), Katchmar (3-3), Tuck (3-3), Sickles (1-1).

x-inactive player



## Lions 2008 Award Winners

All-MIAA Second-Team  
Derek, Ezell, Infielder

All-MIAA Honorable Mention  
Juan Hernandez, Outfielder

ABCA All-Central Region Second-Team  
Derek Ezell, Infielder

MIAA Commissioner's Academic Honor Roll  
Kyle Govero, Infielder  
Juan Hernandez, Outfielder  
Jeff Katchmar, Outfielder  
Scott Klassen, Infielder

Derek Ezell's monstrous offensive season earned him second-team All-MIAA and ABCA All-Central Region honors.



# 2008 Results

Missouri Southern Baseball  
Game Results for Missouri Southern (as of May 05, 2008)  
(All games)

Game date	Opposing team	Score	r	h	e	r	h	e	Inns	Overall	MIAA	Pitcher of record	Attend	Time
Feb 09, 2008	at Northeastern State	W 7-4	7	15	1/	4	11	1	7	1- 0- 0	0- 0- 0	Verfurth (W 1-0)	200	2:40
Feb 09, 2008	at Northeastern State	3-11 L	3	9	1/11	12	3	7	7	1- 1- 0	0- 0- 0	Sickles (L 0-1)	200	2:15
Feb 12, 2008	at Central Oklahoma	0-12 L	0	4	3/12	11	1	9	9	1- 2- 0	0- 0- 0	Lipscomb (L 0-1)	100	
Feb 13, 2008	at Cameron University	5-12 L	5	7	3/12	13	2	7	7	1- 3- 0	0- 0- 0	Katchmar (L 0-1)	-	2:20
Feb 13, 2008	at Cameron University	2-14 L	2	11	3/14	13	1	7	7	1- 4- 0	0- 0- 0	Mantle (L 0-1)	80	2:25
Mar 01, 2008	SOUTHERN ARKANSAS	4-22 L	4	10	1/22	22	1	7	7	1- 5- 0	0- 0- 0	Verfurth (L)	235	2:49
Mar 01, 2008	SOUTHERN ARKANSAS	3-18 L	3	6	3/18	17	0	7	7	1- 6- 0	0- 0- 0	Mantle (L)	135	2:00
Mar 02, 2008	#13 SOUTHERN ARKANSAS	9-17 L	9	13	4/17	21	0	9	9	1- 7- 0	0- 0- 0	Garrison (L)	138	3:10
Mar 05, 2008	#8 GRAND VALLEY STAT	8-9 L	8	10	2/	9	15	3	9	1- 8- 0	0- 0- 0	Lawrence (L 0-1)	75	3:30
Mar 06, 2008	#8 GRAND VALLEY STAT	5-17 L	5	11	7/17	17	2	9	9	1- 9- 0	0- 0- 0	Estes (L)	60	2:50
Mar 08, 2008	at #2 Ouachita Baptist	4-5 L	4	8	0/	5	7	2	9	1-10- 0	0- 0- 0	Lipscomb (L 0-2)	219	2:16
Mar 09, 2008	at #2 Ouachita Baptist	2-12 L	2	6	1/12	10	2	7	7	1-11- 0	0- 0- 0	Verfurth (L 1-2)	571	2:17
Mar 09, 2008	at #2 Ouachita Baptist	1-6 L	1	4	1/	6	9	0	7	1-12- 0	0- 0- 0	Lawrence (L 0-2)	591	1:45
Mar 10, 2008	INDIANAPOLIS	W 15-2	15	12	2/	2	6	3	7	2-12- 0	0- 0- 0	Roberson (W 1-0)	135	2:17
*Mar 14, 2008	at Pittsburg State	4-5 L	4	8	2/	5	10	2	9	2-13- 0	0- 1- 0	Lipscomb (L 0-3)	125	2:40
*Mar 15, 2008	at Pittsburg State	W 6-5	6	15	3/	5	10	1	(12)	3-13- 0	1- 1- 0	Verfurth (W 2-2)	50	3:22
*Mar 16, 2008	at Pittsburg State	W 7-1	7	11	1/	1	5	4	7	4-13- 0	2- 1- 0	Roberson (W 2-0)	110	2:10
*Mar 16, 2008	at Pittsburg State	2-6 L	2	7	3/	6	6	2	7	4-14- 0	2- 2- 0	Lawrence (L 0-3)	110	1:53
*Mar 20, 2008	FORT HAYS STATE	W 15-6	15	21	2/	6	11	3	9	5-14- 0	3- 2- 0	Lipscomb (W)	162	2:39
*Mar 21, 2008	FORT HAYS STATE	1-16 L	1	3	2/16	15	0	7	7	5-15- 0	3- 3- 0	Roberson (L 2-1)	75	2:10
*Mar 21, 2008	FORT HAYS STATE	11-24 L	11	16	7/24	19	3	7	7	5-16- 0	3- 4- 0	Lawrence (L 0-4)	72	3:01
*Mar 22, 2008	FORT HAYS STATE	W 14-4	14	15	6/	4	6	3	8	6-16- 0	4- 4- 0	Mantle (W 1-2)	102	2:34
*03/28/2008	at Washburn	W 6-5	6	8	2/	5	9	2	7	7-16- 0	5- 4- 0	Lipscomb (W 2-3)	-	1:49
*03/28/2008	at Washburn	6-16 L	6	7	3/16	16	2	7	7	7-17- 0	5- 5- 0	Roberson (L 2-2)	200	2:14
*03/29/2008	at Washburn	W 7-3	7	12	3/	3	6	1	7	8-17- 0	6- 5- 0	Mantle (W 2-2)	-	1:51
*03/29/2008	at Washburn	3-6 L	3	8	1/	6	9	1	9	8-18- 0	6- 6- 0	Verfurth (L 2-3)	125	2:02
*Apr 01, 2008	SOUTHWEST BAPTIST	W 13-8	13	10	4/	8	14	4	7	9-18- 0	7- 6- 0	Garrison (W)	93	2:24
*Apr 01, 2008	SOUTHWEST BAPTIST	W 14-7	14	12	5/	7	10	4	9	10-18- 0	8- 6- 0	Estes (W)	72	2:45
*Apr 04, 2008	at Northwest Missouri	8-10 L	8	10	0/10	13	1	9	9	10-19- 0	8- 7- 0	Mantle (L 2-3)	183	2:38
*Apr 05, 2008	at Northwest Missouri	W 3-1	3	7	0/	1	5	0	7	11-19- 0	9- 7- 0	Verfurth (W 3-3)	-	2:06
*Apr 05, 2008	at Northwest Missouri	W 7-2	7	11	1/	2	4	2	7	12-19- 0	10- 7- 0	Roberson (W 3-2)	178	1:43
*Apr 06, 2008	at Northwest Missouri	0-10 L	0	3	3/10	11	1	7	7	12-20- 0	10- 8- 0	Lipscomb (L 2-4)	124	1:35
*Apr 11, 2008	#5 EMPORIA STATE	1-9 L	1	8	3/	9	13	3	9	12-21- 0	10- 9- 0	Lipscomb (L 2-5)	172	2:30
*Apr 12, 2008	#5 EMPORIA STATE	1-12 L	1	6	2/12	14	0	7	7	12-22- 0	10-10- 0	Mantle (L 2-4)	154	2:00
*Apr 12, 2008	#5 EMPORIA STATE	2-10 L	2	10	2/10	10	1	7	7	12-23- 0	10-11- 0	Roberson (L 3-3)	148	1:50
*Apr 13, 2008	#5 EMPORIA STATE	2-15 L	2	5	2/15	18	0	8	8	12-24- 0	10-12- 0	Estes (L 1-2)	107	2:28
*Apr 15, 2008	at Southwest Baptist	W 14-6	14	13	2/	6	8	6	7	13-24- 0	11-12- 0	Lipscomb (W 3-5)	95	2 hr
*Apr 15, 2008	at Southwest Baptist	W 10-5	10	16	1/	5	11	2	9	14-24- 0	12-12- 0	Garrison (W 2-1)	110	3:00
*Apr 19, 2008	at Truman State Univ	1-9 L	1	2	1/	9	12	1	7	14-25- 0	12-13- 0	Mantle (L)	87	1:44
*Apr 19, 2008	at Truman State Univ	W 9-3	9	13	1/	3	12	2	9	15-25- 0	13-13- 0	Roberson (W)	47	2:30
*Apr 20, 2008	at Truman State Univ	W 14-9	14	17	6/	9	10	3	7	16-25- 0	14-13- 0	Lipscomb (W)	80	2:10
*Apr 20, 2008	at Truman State Univ	W 11-6	11	15	2/	6	9	2	9	17-25- 0	15-13- 0	Verfurth (W)	64	2:55
Apr 23, 2008	at Missouri S&T	3-13 L	3	7	3/13	13	1	7	7	17-26- 0	15-13- 0	Estes (L 1-3)	35	2:15
Apr 23, 2008	at Missouri S&T	W 6-3	6	8	1/	3	3	1	7	18-26- 0	15-13- 0	Green (W 1-0)	35	2:11
*Apr 26, 2008	MISSOURI WESTERN	1-3 L	1	5	0/	3	11	0	7	18-27- 0	15-14- 0	Lipscomb (L 4-6)	215	1:44
*Apr 26, 2008	MISSOURI WESTERN	3-15 L	3	10	3/15	18	1	7	7	18-28- 0	15-15- 0	Roberson (L 4-4)	215	2:48
*Apr 27, 2008	MISSOURI WESTERN	4-8 L	4	9	2/	8	12	0	7	18-29- 0	15-16- 0	Verfurth (L 4-4)	112	2:13
*Apr 27, 2008	MISSOURI WESTERN	3-13 L	3	8	4/13	14	1	9	9	18-30- 0	15-17- 0	Mantle (L 2-6)	104	2:50
*May 03, 2008	#23 CENTRAL MISSOURI	0-4 L	0	5	1/	4	7	0	8	18-31- 0	15-18- 0	Mantle (L 2-7)	175	1:50
*May 03, 2008	#23 CENTRAL MISSOURI	2-6 L	2	4	1/	6	11	2	7	18-32- 0	15-19- 0	Lipscomb (L 4-7)	153	2:03
*May 04, 2008	#23 CENTRAL MISSOURI	W 3-2	3	10	0/	2	8	1	7	19-32- 0	16-19- 0	Green (W 2-0)	217	2:05
*May 04, 2008	#23 CENTRAL MISSOURI	11-16 L	11	17	5/16	19	1	9	9	19-33- 0	16-20- 0	Estes (L 1-4)	105	3:19

( ) extra inning game

# 2008 Season Highs



Senior Kenny Hart had a season-high five hits vs. Fort Hays State (3-20-08)

## Team Highs

### Batting

At Bats ..... 45, vs. Pittsburg State, 3-15-08  
 Runs Scored .. 15, vs. Indianapolis, 3-10-08 & Fort Hays State, 3-20-08  
 Hits ..... 21, vs. Fort Hays State, 3-20-08  
 Runs Batted In ..... 14, three games  
 Doubles ..... 6, vs. Fort Hays State, 3-20-08  
 Triples ..... 3, vs. Fort Hays State, 3-20-08  
 Home Runs . 4, vs. Southwest Baptist, 4-15-08 & Truman State, 4-20-08  
 Total Bases ..... 34, vs. Truman State, 4-20-08  
 Walks ..... 7, vs. Missouri S&T, 4-23-08  
 Strikeouts ..... 11, vs. Truman State, 4-20-08  
 Sacrifice Hits ..... 2, seven games  
 Sacrifice Flies ..... 2, vs. Missouri Western, 4-27-08  
 Stolen Bases ..... 8, vs. Truman State, 4-20-08  
 Hit by Pitch ..... 4, three games  
 Caught Stealing ..... 2, vs. Northwest Missouri State, 4-5-08  
 Runners LOB .... 13, vs. Pittsburg State, 3-14-08 & Fort Hays State, 3-20-08  
 Hit into DP ..... 4, vs. Pittsburg State, 3-15-08

### Fielding

Putouts ..... 36, vs. Pittsburg State, 3-15-08  
 Assists ..... 22, vs. Pittsburg State, 3-15-08  
 Errors ... 7, vs. Grand Valley State, 3-6-08 & Fort Hays State, 3-21-08  
 Passed Balls ..... 3, vs. Emporia State, 3-11-08  
 Double Plays Turned. 3, vs. Pittsburg State, 3-15-08 & Missouri Western, 4-27-08

### Pitching

Innings Pitched ..... 12.0, vs. Pittsburg State, 3-15-08  
 Strikeouts ..... 11, vs. Fort Hays State, 3-20-08  
 Fewest Hits Allowed ..... 3, vs. Missouri S&T, 4-23-08  
 Wild Pitches 5, vs. Emporia State, 4-13-08 & Missouri Western, 4-27-08  
 Hit Batters ..... 6, vs. Southern Arkansas, 3-1-08

## Individual Highs

### Batting

At Bats ..... 6, eight games  
 Runs Scored ..... 4, Derek Ezell vs. Truman State, 4-20-08  
 Hits ..... 5, Kenny Hart vs. Fort Hays State, 3-20-08  
 RBIs ..... 5, three games  
 Doubles ..... 2, six games  
 Triples ..... 1, 14 games  
 Home Runs . 2, Scott Klassen vs. Southwest Baptist, 4-15-08 & Derek Ezell vs. Truman State, 4-20-08  
 Total Bases .. 11, Scott Klassen vs. Southwest Baptist, 4-15-08  
 Walks ..... 2, 13 games  
 Strikeouts ..... 3, 11 games  
 Sac Hits .. 2, Juan Hernandez vs. Grand Valley State, 3-6-08 & Gabe Wyatt vs. Washburn, 3-29-08  
 Sac Flies ..... 1, 12 games  
 Stolen Bases .... 3, Juan Hernandez vs. Truman State, 4-20-08  
 Hit by Pitch .... 2, Juan Hernandez vs. Truman State, 4-19-08  
 Caught Stealing ..... 1, 10 games  
 Runners LOB .... 8, Fernando Lugo vs. Truman State, 4-20-08

### Fielding

Putouts ..... 12, Derek Ezell vs. Pittsburg State, 3-15-08 & Northwest Missouri State, 4-5-08  
 Assists ..... 6, five games  
 Errors ..... 3, Skyler Rawlins vs. Central Missouri, 5-4-08  
 Passed Balls . 2, Alec French vs. Emporia State, 4-11-08 & Lee Hall vs. Missouri S&T, 4-23-08

### Pitching

Innings Pitched ..... 8.0, four games  
 Strikeouts .... 11, Tyler Lipscomb vs. Fort Hays State, 3-20-08  
 Wild Pitches .... 4, Matt Mantle vs. Northwest Missouri State, 4-27-08  
 Hit Batters ..... 4, Ryan Estes vs. Southwest Baptist, 4-1-08

# 2009 MIAA Opponents

## Missouri Western

March 1-2 @ Joplin

Location ..... St. Joseph, Mo.  
 Founded..... 1969  
 Enrollment..... 5,535  
 President..... Dr. Robert A. Vartabedian  
 Mascot..... Griffons  
 Colors..... Black & Gold  
 Athletics Director..... Dave Williams  
 Conference..... MIAA  
 Affiliation..... NCAA Division II  
 Sports Info. Director..... Trevor Berneking  
 Phone..... (816) 271-4257  
 Fax..... (816) 271-5901  
 Email..... tberneking@missouriwestern.edu  
 Website..... www.gogriffons.com  
 Head Coach..... Charles "Buzz" Verduzco  
 Alma Mater, Year..... Washington State, 1985  
 Office Phone..... (816) 271-4484  
 Record at School..... 246-208, (nine years)  
 Overall Record..... Same  
 2008 Record..... 25-24 (22-14 MIAA)

## Truman

March 6-8 @ Joplin, Mo.

Location ..... Kirksville, Mo.  
 Founded..... 1867  
 Enrollment..... 6,000  
 Interim President..... Dr. Darrell Krueger  
 Mascot..... Bulldogs  
 Colors..... Purple & White  
 Athletics Director..... Jerry Wollmering  
 Conference..... MIAA  
 Affiliation..... NCAA Division II  
 Sports Info. Director..... Kevin White  
 Phone..... (660) 785-7778  
 Fax..... (660) 785-7475  
 Email..... kwhite@truman.edu  
 Website..... gobulldogs.truman.edu  
 Head Coach..... Dan Davis  
 Alma Mater, Year..... Southern Illinois, 1995  
 Office Phone..... (660) 785-6003  
 Record at School..... 17-80 (two years)  
 Overall Record..... Same  
 2008 Record..... 8-42 (6-30 MIAA)

## Nebraska-Omaha

March 14-15 @ Omaha, Neb.

Location ..... Omaha, Neb.  
 Founded..... 1908  
 Enrollment..... 14,700  
 Chancellor..... Dr. John Christensen  
 Mascot..... Mavericks  
 Colors..... Crimson & Black  
 Athletics Director..... David Miller  
 Conference..... MIAA  
 Affiliation..... NCAA Division II  
 Sports Info. Director..... Dave Ahlers  
 Phone..... (402) 554-3387  
 Fax..... (402) 554-3694  
 Email..... dahlers@unomaha.edu  
 Website..... www.omavs.com  
 Head Coach..... Bob Herold  
 Alma Mater, Year..... Nebraska-Omaha, 1972  
 Office Phone..... (402) 554-3388  
 Record at School..... 300-184-2 (nine years)  
 Overall Record..... Same  
 2008 Record..... 45-13 (22-1 NCC)

## Fort Hays State

March 20-22 @ Joplin

Location ..... Hays, Kan.  
 Founded..... 1902  
 Enrollment..... 9,000  
 President..... Dr. Edward Hammond  
 Mascot..... Tigers  
 Colors..... Gold & Black  
 Athletics Director..... Curtis Hammeke  
 Conference..... MIAA  
 Affiliation..... NCAA Division II  
 Sports Info. Director..... Ryan Prickett

Phone..... (785) 628-5903  
 Fax..... (785) 628-4383  
 Email..... rprickett@fhsu.edu  
 Website..... www.fhsuathletics.com  
 Head Coach..... Rick Sabath  
 Alma Mater, Year..... Fort Hays State, 1994  
 Office Phone..... (785) 628-4357  
 Record at School..... 61-50 (two years)  
 Overall Record..... Same  
 2008 Record..... 28-30 (21-15 MIAA)

## Central Missouri

March 29-30 @ Warrensburg, Mo.

Location ..... Warrensburg, Mo.  
 Founded..... 1871  
 Enrollment..... 11,000  
 President..... Dr. Aaron Podolefsky  
 Mascot..... Mules  
 Colors..... Cardinal & Black  
 Athletics Director..... Jerry Hughes  
 Conference..... MIAA  
 Affiliation..... NCAA Division II  
 Sports Info. Director..... Rob McCutcheon  
 Phone..... (660) 543-4312  
 Fax..... (660) 543-8034  
 Email..... rmccutcheon@ucmo.edu  
 Website..... www.ucmo.edu/athletics  
 Head Coach..... Tommy Myers  
 Alma Mater, Year..... Pittsburg State, 1999  
 Office Phone..... (660) 543-4800  
 Record at School..... 47-17 (one year)  
 Overall Record..... Same  
 2008 Record..... 47-17 (26-8 MIAA)

## Washburn

April 4-5 @ Topeka, Kan.

Location ..... Topeka, Kan.  
 Founded..... 1865  
 Enrollment..... 7,002  
 President..... Dr. Jerry Farley  
 Mascot..... Ichabods  
 Colors..... Blue & White  
 Athletics Director..... Loren Ferre'  
 Conference..... MIAA  
 Affiliation..... NCAA Division II  
 Sports Info. Director..... Gene Cassell  
 Phone..... (785) 670-1791  
 Fax..... (785) 670-1091  
 Email..... gene.cassell@washburn.edu  
 Website..... www.wusports.com  
 Head Coach..... Steve Anson  
 Alma Mater, Year..... Kansas State, 1976  
 Office Phone..... (785) 670-1793  
 Record at School..... 714-639-3 (30 years)  
 Overall Record..... 737-661-3 (31 years)  
 2008 Record..... 17-29 (12-24 MIAA)

## Southwest Baptist

April 7 @ Bolivar, Mo. & April 28 @ Joplin, Mo.

Location ..... Bolivar, Mo.  
 Founded..... 1878  
 Enrollment..... 3,400  
 President..... Dr. C. Pat Taylor  
 Mascot..... Bearcats  
 Colors..... Purple & White  
 Athletics Director..... Brent Good  
 Conference..... MIAA  
 Affiliation..... NCAA Division II  
 Sports Info. Director..... Justin Wollard  
 Phone..... (417) 328-1799  
 Fax..... (417) 328-1745  
 Email..... jwollard@sbuniv.edu  
 Website..... www.sbuarcats.com  
 Head Coach..... Sam Berg  
 Alma Mater, Year..... Tabor College, 1982  
 Office Phone..... (417) 328-1794

Record at School..... 139-299-1 (nine years)  
 Overall Record..... 160-341-1 (11 years)  
 2008 Record..... 11-33 (9-27 MIAA)

## Pittsburg State

April 10 @ Pittsburg, Kan. & April 11 @ Joplin, Mo.

Location ..... Pittsburg, Kan.  
 Founded..... 1903  
 Enrollment..... 7,127  
 President..... Dr. Tom Bryant  
 Mascot..... Gorillas  
 Colors..... Crimson & Gold  
 Athletics Director..... Chuck Broyles  
 Conference..... MIAA  
 Affiliation..... NCAA Division II  
 Sports Info. Director..... Dan Wilkes  
 Phone..... (620) 235-4147  
 Fax..... (620) 235-4149  
 Email..... dwilkes@pittstate.edu  
 Website..... www.pittstategorillas.com  
 Head Coach..... Steve Bever  
 Alma Mater, Year..... Pittsburg State, 1969  
 Office Phone..... (620) 235-6550  
 Record at School..... 495-404 (18 years)  
 Overall Record..... Same  
 2008 Record..... 22-28 (16-20 MIAA)

## Northwest Missouri St.

April 17 -19 @ Joplin, Mo.

Location ..... Maryville, Mo.  
 Founded..... 1905  
 Enrollment..... 6,900  
 President..... Dr. Dean Hubbard  
 Mascot..... Bearcats  
 Colors..... Forest Green & White  
 Athletics Director..... Robert Boerigter  
 Conference..... MIAA  
 Affiliation..... NCAA II  
 Sports Info. Director..... Bryan Boettcher  
 Phone..... (660) 562-1118  
 Fax..... (660) 562-1582  
 Email..... sid@nwmissouri.edu  
 Website..... www.northwestbearcats.com  
 Head Coach..... Darin Loe  
 Alma Mater, Year..... Valley City State, 1991  
 Office Phone..... (660) 562-1352  
 Record at School..... 262-222 (nine years)  
 Overall Record..... 418-356 (15 years)  
 2008 Record..... 29-22 (18-16 MIAA)

## Emporia St.

April 24-26 @ Joplin, Mo.

Location ..... Emporia, Kan.  
 Founded..... 1863  
 Enrollment..... 6,258  
 President..... Dr. Michael Lane  
 Mascot..... Hornets  
 Colors..... Black & Old Gold  
 Athletics Director..... Kent Weiser  
 Conference..... MIAA  
 Affiliation..... NCAA Division II  
 Sports Info. Director..... Don West  
 Phone..... (620) 341-5526  
 Fax..... (620) 341-5808  
 Email..... dwest@emporia.edu  
 Website..... www.emporia.edu/athletics  
 Head Coach..... Bob Fornelli  
 Alma Mater, Year..... Emporia State, 1991  
 Office Phone..... (620) 341-5930  
 Record at School..... 306-113 (five years)  
 Overall Record..... 522-202 (12 years)  
 2008 Record..... 50-10 (32-4 MIAA)



# Series Records

Current MIAA Opponents	Overall	H	A	N	First	Last	Minnesota-Duluth	2-0	2-0	0-0	0-0	2007	2007
Central Missouri; Warrensburg	14-52	10-22	3-26	1-4	1983	2008	Minnesota State-Mankato	0-1	0-0	0-0	0-1	2001	2001
Emporia State (Kan.);	14-40	7-13	6-23	1-4	1977	2008	Minnesota; Minneapolis	1-2	1-2	0-0	0-0	1981	1982
Missouri Western; St. Joseph	66-44	33-20	29-22	4-2	1972	2008	Minnesota-Morris	11-1	11-1	0-0	0-0	1982	1999
Fort Hays State (Kan.)	6-10	3-3	1-6	2-1	1983	2008	Missouri Baptist; St. Louis, Mo.	10-5	6-4	2-1	2-0	1978	1989
Northwest Missouri St.; Maryville	31-22	13-11	15-9	3-2	1977	2008	Missouri-Columbia	1-5	0-0	1-5	0-0	1976	1980
Pittsburg State (Kan.)	40-25	19-8	19-17	2-0	1972	2008	Missouri-Kansas City	1-1	1-1	0-0	0-0	1972	1972
Southwest Baptist; Bolivar, Mo.	75-26	43-12	31-14	1-0	1972	2008	Missouri S&T; Rolla, Mo.	42-12-1	22-5	20-7-1	0-0	1973	2008
Truman; Kirksville, Mo.	27-10	19-7	8-3	0-0	1991	2008	Missouri-St. Louis	23-11-1	16-7-1	4-3	3-1	1976	2002
Washburn; Topeka, Kan.	31-26	19-6	10-17	2-3	1989	2008	Missouri Valley; Marshall	8-0	6-0	2-0	0-0	1974	1982
MIAA Totals	305-254	166-102	122-137	14-15	1990	2008	Morningside; Sioux City, Iowa	22-11	22-11	0-0	0-0	1973	2007
	.546	.619	.471	.483			Mount Marty; Yankton, S.D.	5-1	5-1	0-0	0-0	1988	2005
Non-Conference Opponents	Overall	H	A	N	First	Last	Nebraska-Kearney	11-3	5-1	3-0	3-2	1977	1992
American Christian	1-3	1-1	0-2	0-0	1976	1976	Nebraska-Omaha	11-6	10-6	1-0	0-0	1993	2006
Anderson; Anderson, Ind.	1-0	0-0	0-0	1-0	1987	1987	North Park; Chicago, Ill.	2-0	2-0	0-0	0-0	1975	1975
Arkansas-Fayetteville	1-42-1	1-1	0-41-1	0-0	1976	2003	Northeastern St.; Tahlequah, Okla.	10-11-1	6-6	4-5-1	0-0	1974	2008
Arkansas-Little Rock	5-3	2-0	3-3	0-0	1975	1977	Northern Colorado; Greeley	2-0	2-0	0-0	0-0	1996	1996
Arkansas State; State University	1-1	0-0	0-1	1-0	1981	1992	Northern Iowa; Cedar Falls	1-0	1-0	0-0	0-0	1986	1986
Arkansas Tech; Russellville	5-3	0-1	5-2	0-0	1973	1996	Northern State; Aberdeen, S.D.	10-2	10-2	0-0	0-0	1989	2007
Arkansas College; Little Rock	2-0	0-0	2-0	0-0	1974	1974	Northwestern College; Orange City, Iowa	2-0	2-0	0-0	0-0	2004	2004
Augsburg; Minneapolis, Minn.	1-0	1-0	0-0	0-0	1988	1988	Notre Dame; South Bend, Ind.	2-1	2-1	0-0	0-0	1982	1983
Augustana; Sioux Falls, S.D.	13-4	13-4	0-0	0-0	1972	2002	Oakland; Rochester, Mich.	1-0	1-0	0-0	0-0	1996	1996
Avila; Kansas City, Mo.	2-0	2-0	0-0	0-0	1995	1995	Ohio; Athens	0-1	0-0	0-0	0-1	1989	1989
Baker; Baldwin City, Kan.	5-1	5-1	0-0	0-0	1979	1987	Oklahoma; Norman	1-14	0-0	1-13	0-1	1988	2000
Baptist Bible College	3-0	2-0	1-0	0-0	1973	1974	Oklahoma City (Okla.)	2-10	0-4	2-6	0-0	1980	1983
Bemidji State (Minn.)	7-3	7-3	0-0	0-0	1976	1999	Oklahoma Panhandle; Goodwell	2-0	2-0	0-0	0-0	2001	2003
Bible Baptist; Springfield, Mo.	2-0	0-0	2-0	0-0	1974	1974	Oklahoma State; Stillwater	2-35	0-0	2-35	0-0	1978	2000
Bluefield State; Bluefield, W.Va.	1-0	1-0	0-0	0-0	2006	2006	Oral Roberts; Tulsa, Okla.	9-58	5-4	4-53	0-1	1974	2007
Bradley; Peoria, Ill.	0-3	0-0	0-0	0-3	1989	1989	Ouachita Baptist; Arkadelphia, Ark.	1-5	0-0	0-5	1-0	1974	2008
Briar Cliff; Sioux City, Iowa	1-0	1-0	0-0	0-0	1987	1987	Ozark Christian; Joplin, Mo.	1-0	0-0	0-0	1-0	1974	1974
Buena Vista; Storm Lake, Iowa	6-0	6-0	0-0	0-0	1978	1992	Ozarks, Col. of; Point Lookout, Mo.	0-2	0-0	0-0	0-2	1973	1973
Cameron; Lawton, Okla.	0-2	0-0	0-2	0-0	2008	2008	Ozarks, Univ. of; Clarksville, Ark.	41-10	22-5	19-4	0-1	1974	1989
Central Methodist; Fayette, Mo.	10-3	8-0	1-3	1-0	1972	1987	Park; Parkville, Mo.	6-0	4-0	2-0	0-0	1979	1980
Central Michigan; Mt. Pleasant	1-0	0-0	0-0	1-0	1990	1990	Phillips;	0-1	0-1	0-0	0-0	1976	1976
Central Oklahoma; Edmond	6-1	2-0	4-1	0-0	1988	2008	Point Park; Pittsburg, Pa.	0-1	0-0	0-0	0-1	1986	1986
Coe; Cedar Rapids, Iowa	2-3	2-3	0-0	0-0	1978	1979	Quincy (Ill.)	3-2	3-2	0-0	0-0	1991	2003
Columbia (Mo.)	3-1	2-0	1-1	0-0	1978	1978	Regis; Denver, Colo.	3-1	3-1	0-0	0-0	1991	1992
Concordia; Moorhead, Minn.	7-0	7-0	0-0	0-0	1985	2001	Rockhurst; Kansas City, Mo.	9-1	4-0	5-1	0-0	1974	1976
Creighton; Omaha, Neb.	0-1	0-1	0-0	0-0	1981	1981	St. Francis; Joliet, Ill.	4-8	1-4	0-4	3-0	1980	1990
Culver-Stockton; Canton, Mo.	8-2	7-2	0-0	1-0	1986	1988	St. Xavier; Chicago, Ill.	2-2	0-0	0-0	2-2	1980	1981
Dallas Baptist (Texas)	2-17	0-1	2-16	0-0	1994	2003	Sioux Falls (S.D.)	5-1	5-1	0-0	0-0	2001	2006
David Lipscomb	1-0	0-0	0-0	1-0	1978	1978	South Dakota; Vermillion	10-5	10-5	0-0	0-0	1981	1992
Drury; Springfield, Mo.	5-2	4-0	1-2	0-0	1972	1973	South Dakota State; Brookings	9-5	9-4	0-0	0-1	1993	2003
Dubuque (Iowa)	1-0	1-0	0-0	0-0	1974	1974	Southeast Missouri; Cape Girardeau	5-3	2-1	3-2	0-0	1990	1991
East Central; Ada, Okla.	0-1	0-0	0-0	0-1	1994	1994	Southeastern Oklahoma St.; Durant	0-2	0-0	0-2	0-0	1987	1987
Evangel; Springfield, Mo.	36-14	21-3	14-11	1-0	1972	1989	Southern Arkansas; Magnolia	1-5	1-5	0-0	0-0	2004	2008
Findlay (Ohio)	1-1	1-1	0-0	0-0	2004	2007	Southern California; Los Angeles	0-1	0-1	0-0	0-0	1993	1993
Florida Southern; Lakeland	1-0	0-0	0-0	1-0	1991	1991	Southern Illinois-Edwardsville	12-17	6-8	6-9	0-0	1980	2006
Florida Tech; Melbourne	1-0	0-0	0-0	1-0	1992	1992	So. Polytechnic St.; Mariette, Ga.	1-0	0-0	0-0	1-0	1986	1986
Grand Canyon; Phoenix, Ariz.	0-2	0-0	0-0	0-2	1986	1987	Southwest Missouri; Springfield	13-48	8-18	5-30	0-0	1972	1988
Grand Valley State; Grand Rapids, Mich.	2-15	2-15	0-0	0-0	2003	2008	Southwest State; Marshall, Minn.	1-0	0-0	0-0	1-0	1986	1986
Grand View; Des Moines, Iowa	6-11	5-9	0-1	1-1	1985	2007	Tampa (Fla.)	0-1	0-0	0-0	0-1	1992	1992
Hamline; St. Paul, Minn.	3-0	3-0	0-0	0-0	1991	1993	Tarkio; Kansas City, Mo.	11-2	9-1	2-0	0-1	1985	1989
Hanibal-LaGrange; Hannibal, Mo.	1-0	1-0	0-0	0-0	1987	1987	Tarleton State; Stephenville, Texas	1-0	0-0	0-0	1-0	1992	1992
Hanover (Ind.)	1-0	0-0	0-0	1-0	1980	1980	Teikyo Westmar	1-0	1-0	0-0	0-0	1994	1994
Harris-Stowe; St. Louis, Mo.	11-1	10-0	1-1	0-0	1975	1986	Texas Christian; Fort Worth	1-0	0-0	1-0	0-0	2001	2001
Hawaii-Hilo	1-0	0-0	0-0	1-0	1987	1987	Texas-Pan American; Edinburg	0-2	0-0	0-2	0-0	1989	1989
Henderson State; Arkadelphia, Ark.	5-2	1-0	4-2	0-0	1973	2000	Texas Tech; Lubbock	2-10	0-0	2-10	0-0	1985	1988
Hillsdale (Mich.)	0-1	0-1	0-0	0-0	1997	1997	Texas Wesleyan; Fort Worth	0-1	0-0	0-1	0-0	1987	1987
Huron (S.D.)	1-0	1-0	0-0	0-0	1994	1994	Troy (Ala.) State	0-1	0-0	0-1	0-0	1990	1990
Illinois; Champaign	2-3	1-2	0-0	1-1	1981	1984	Tulsa (Okla.)	3-5	0-2	3-3	0-0	1979	1981
Indiana State; Terre Haute	2-2	2-2	0-0	0-0	1983	1985	Waldorf (Iowa)	2-0	2-0	0-0	0-0	2004	2005
Indianapolis; Indianapolis, Indiana	1-0	1-0	0-0	0-0	2008	2008	Wayne (Neb.) State College	10-3	8-1	0-2	2-0	1975	1994
Iowa State; Ames	5-1	5-1	0-0	0-0	1976	1986	West Texas A&M; Canyon	1-0	1-0	0-0	0-0	1996	1996
Iowa Wesleyan; Mt. Pleasant	5-0	5-0	0-0	0-0	1988	2000	Westminster; Fulton, Mo.	4-3	4-0	0-2	0-1	1987	1989
Jacksonville State (Ala.)	0-2	0-0	0-0	0-2	1990	1991	Wichita State (Kan.)	0-4	0-0	0-2	0-2	1985	1986
Jamestown (N.D.)	7-0	7-0	0-0	0-0	1991	2000	William Jewell; Liberty, Mo.	26-21	15-9	10-8	1-4	1973	1990
John Brown; Siloam Springs, Ark.	3-7	2-2	1-5	0-0	1975	1977	William Penn; Oskaloosa, Iowa	2-1	2-1	0-0	0-0	1980	2005
Kansas; Lawrence	5-12	1-1	4-11	0-0	1979	1991	Winona State (Minn.)	19-7	15-6	2-1	2-0	1976	1987
Kansas State; Manhattan	2-4	1-2	0-0	1-2	1979	1983	Wisconsin-Eau Claire	2-0	1-0	0-0	1-0	1986	1990
Kent State (Ohio)	1-0	0-0	0-0	1-0	1988	1988	Wisconsin-LaCrosse	4-0	2-0	0-0	2-0	1978	1985
Lafayette; Easton, Penn.	0-2	0-0	0-0	0-2	1990	1990	Wisconsin-Madison	2-0	2-0	0-0	0-0	1981	1981
Lewis; Romeoville, Ill.	1-1	1-0	0-0	0-1	1992	2001	Wisconsin-Parkside	3-1	3-1	0-0	0-0	1979	1998
Lewis & Clark; Portland, Ore.	1-0	0-0	0-0	1-0	1978	1978	Wisconsin-Plattville	0-1	0-1	0-0	0-0	2006	2006
Lincoln; Jefferson City, Mo.	28-6	18-2	10-4	0-0	1989	2003	Wisconsin-River Falls	5-0	5-0	0-0	0-0	1986	1998
Lindenwood; St. Charles, Mo.	2-0	2-0	0-0	0-0	1981	1981	Wisconsin-Stout	5-0	5-0	0-0	0-0	1987	2007
Longwood; Farmville, Va.	2-1	0-0	0-0	2-1	1991	1991	Wisconsin-Superior	4-0	4-0	0-0	0-0	1995	2003
Loras; Dubuque, Iowa	2-0	2-0	0-0	0-0	1975	1975	York (Neb.)	0-1	0-1	0-0	0-0	1993	1993
Lubbock Christian (Texas)	5-18	3-3	2-14	0-1	1984	1987	Non-Conference Totals	690-585-4	475-198-1	166-344-3	49-43	1972	2008
Marymount; Arlington, Va.	1-0	1-0	0-0	0-0	1989	1989		.541	.705	.327	.533		
McKendree; Lebanon, Ill.	3-0	3-0	0-0	0-0	1991	2001	Totals (including MIAA)	991-834-4	650-296-1	288-480-3	63-58	1972	2008
Metropolitan State; Denver, Colo.	0-1	0-1	0-0	0-0	2002	2002		.543	.687	.375	.521		
Miami; Oxford, Ohio	3-2	0-0	0-0	3-2	1989	1992							
Midland Lutheran; Fremont, Neb.	1-0	1-0	0-0	0-0	2001	2001							

# Year-By-Year Results



Ed Wuch,  
1972-1976  
120-80-1 (.600)

## 1972 -- 11-13

M. 28	Central Methodist (H) +	W	1-0
	Central Methodist (H) +	W	5-2
M. 29	Augustana College (H)	W	4-0
	Augustana College (H)	L	4-5
A. 1	Missouri-Kansas City (H)	L	7-8
	Missouri-Kansas (H)	W	7-0
A. 8	Pittsburg State (A)	L	1-0
	Pittsburg State (A)	L	2-0
A. 11	Southwest Missouri (A)	L	2-4
	Southwest Missouri (A)	L	5-9
A. 15	Missouri Western (A) +	L	1-8
	Missouri Western (A) +	W	7-3
A. 18	Drury College (A) +	L	5-6
	Drury College (A) +	L	4-9
A. 22	Evangel College (A) +	W	12-8
	Evangel College (A) +	L	2-3
A. 25	Evangel College (H) +	W	5-1
	Evangel College (H) +	L	2-7
Ma. 3	Southwest Missouri (H)	L	3-8
	Southwest Missouri (H)	L	8-12
Ma. 5	Southwest Baptist (A) +	W	15-9
	Southwest Baptist (A) +	W	18-10
Ma. 9	Drury College (H) +	W	2-1
	Drury College (H) +	W	10-5
+ - NAIA District 16 game (9-5)			

## 1973 -- 13-13

M. 13	College of the Ozarks (N) +	L	0-1
	College of the Ozarks (N) +	L	0-2
M. 14	Henderson State (A)	L	0-3
	Henderson State (A)	L	3-4
M. 15	Arkansas Tech (A)	L	7-10
	Arkansas Tech (A)	W	5-4
M. 16	William Jewell (H) +	L	2-4
M. 17	William Jewell (H) +	L	3-5
	William Jewell (H) +	L	9-11
M. 21	Evangel College (A) +	L	5-10
	Evangel College (A) +	W	7-3
M. 27	Morningside College (H)	W	2-1
	Morningside College (H)	W	6-5
A. 3	Missouri-Rolla (A)	L	4-5
A. 14	Drury College (H) +	W	7-0
	Drury College (H) +	W	10-0
A. 17	Southwest Missouri (H)	W	2-1
	Southwest Missouri (H)	L	2-3
A. 28	Drury College (A) +	W	4-3
	Baptist Bible College (A)	W	7-3
A. 30	Southwest Missouri (A)	L	2-3
	Southwest Missouri (A)	L	0-9
M. 4	Southwest Baptist (H)	W	3-1
	Southwest Baptist (H)	W	5-0
M. 8	Missouri-Rolla (H)	W	2-1
	Missouri-Rolla (H)	W	8-2
+ - NAIA District 16 game (4-6)			

## 1974 -- 33-19

M. 2	Bible Baptist College (A)	W	14-6
	Bible Baptist College (A)	W	2-0
M. 9	Ouachita Baptist (A)	L	5-6
	Ouachita Baptist (A)	L	5-6
M. 10	Henderson State (A)	W	7-2
	Henderson State (A)	W	5-2
M. 12	Arkansas College (A)	W	5-1
	Arkansas College (A)	W	13-0
M. 13	Arkansas Tech (A)	W	3-1
	Arkansas Tech (A)	W	7-6
M. 14	Northeastern State (A)	W	4-3
	Northeastern State (A)	W	4-2
M. 18	William Jewell (H) +	W	5-1
	William Jewell (H) +	L	1-4
M. 29	Missouri Western (H) +	L	0-4
	Missouri Western (H) +	L	2-3
M. 30	Southwest Baptist (H)	W	9-4
	Southwest Baptist (H)	W	14-7
M. 31	Univ. of Dubuque (H)	W	1-0

A. 2	School of the Ozarks (A) +	L	2-5
	School of the Ozarks (A) +	W	8-2
A. 4	Central Methodist (A) +	L	1-3
	Central Methodist (A) +	L	0-1
A. 6	Oral Roberts (H)	W	3-2
	Oral Roberts (H)	L	8-12
A. 8	Augustana College (H)	W	3-2
	Augustana College (H)	W	6-2
A. 13	Rockhurst College (H) +	W	11-0
	Rockhurst College (H) +	W	1-0
A. 15	Southwest Missouri (A)	L	3-4
	Southwest Missouri (A)	L	0-6
A. 16	Missouri Valley (H) +	W	6-0
	Missouri Valley (H) +	W	13-1
A. 18	Ozark Bible College (N)	W	14-1
A. 20	Oral Roberts (A)	L	0-1
	Oral Roberts (A)	L	2-14
A. 22	Missouri Valley (A) +	W	2-1
	Missouri Valley (A) +	W	2-1
A. 25	Rockhurst College (A) +	W	5-2
	Rockhurst College (A) +	W	8-5
A. 26	Baptist Bible College (H)	W	6-0
	Baptist Bible College (H)	W	9-2
A. 27	School of the Ozarks (H) +	W	6-4
	School of the Ozarks (H) +	W	2-0
A. 30	Southwest Missouri (H)	L	1-2
	Southwest Missouri (H)	L	0-4
Ma. 4	Missouri Western (A) +	L	3-5
	Missouri Western (A) +	W	7-1
Ma. 7	Evangel College (H) +	L	0-5
	Evangel College (H) +	W	7-1
Ma. 10	Evangel College (A) !	L	4-5
	Evangel College (A) !	L	3-4
+ - NAIA District 16 game (14-8);			
! - NAIA District 16 Tournament (0-2)			

## 1975 -- 33-15

M. 8	Arkansas-Little Rock (A)	L	2-5
	Arkansas-Little Rock (A)	W	6-2
M. 19	Southwest Missouri (A)	W	7-4
	Southwest Missouri (A)	W	7-3
M. 22	Southwest Baptist (H)	W	8-2
	Southwest Baptist (H)	W	11-10
M. 23	Wayne State (H)	W	11-2
	Wayne State (H)	W	7-6
M. 24	Central Methodist (H) +	W	11-10
	Central Methodist (H) +	W	10-0
M. 25	Missouri Western (H) +	L	2-4
	Missouri Western (H) +	L	0-2
M. 26	Loras College (H)	W	5-1
	Loras College (H)	W	8-2
A. 2	School of the Ozarks (H) +	W	4-3
	School of the Ozarks (H) +	W	18-4
A. 5	North Park College (H)	W	3-0
	North Park College (H)	W	7-0
A. 6	Harris Teachers (A)	L	2-4
	Harris Teachers (A)	W	5-0
A. 9	Evangel College (A) +	L	2-6
	Evangel College (A) +	L	0-2
A. 12	Rockhurst College (A) +	W	13-3
	Rockhurst College (A) +	L	3-7
A. 14	Southwest Missouri (H)	W	12-5
	Southwest Missouri (H)	L	9-11
A. 15	John Brown (H)	W	10-0
	John Brown (H)	L	6-7
A. 20	Harris Teachers (H-F)	W	1-0
	Harris Teachers (H-F)	W	1-0
A. 22	Rockhurst College (H) +	W	4-1
	Rockhurst College (H) +	W	2-0
A. 24	Arkansas-Little Rock (H)	W	5-4
	Arkansas-Little Rock (H)	W	8-4
A. 26	Southwest Baptist (A)	W	14-11
	Southwest Baptist (A)	L	4-10
Ma. 1	John Brown (A)	L	0-4
	John Brown (A)	L	2-3
Ma. 4	School of the Ozarks (A) +	W	16-4
	School of the Ozarks (A) +	W	11-8
Ma. 6	Evangel College (H) +	W	4-3
	Evangel College (H) +	W	1-0
Ma. 9	William Jewell (A) +	W	5-1
	William Jewell (A) +	L	5-8
Ma. 10	Missouri Western (A) +	W	2-1
	Missouri Western (A) +	W	3-2
Ma. 13	Missouri Western (N) !	L	2-7
Ma. 14	William Jewell (N) !	L	5-9
+ - NAIA District 16 game (13-6);			

! - NAIA District 16 Tournament (0-2);  
(H-F) - Harris Teachers forfeited

## 1976 -- 30-20-1

M. 6	Arkansas-Little Rock (A)	W	3-1
	Arkansas-Little Rock (A)	W	5-0
M. 7	Arkansas Tech (A)	L	5-6
	Arkansas Tech (A)	W	6-5
M. 9	University of Arkansas (A)	L	0-7
	University of Arkansas (A)	T	0-0
M. 13	William Jewell (H)	W	3-2
	William Jewell (H)	W	9-3
M. 14	Iowa State (H)	W	6-5
	Iowa State (H)	W	6-5
M. 16	Southwest Missouri (A)	L	1-3
	Southwest Missouri (A)	L	2-6
M. 18	University of Missouri (A)	L	5-10
	University of Missouri (A)	L	3-6
M. 20	Missouri-St. Louis (H)	L	7-9
	Missouri-St. Louis (H)	W	9-0
M. 21	Missouri Western (H)	W	8-0
	Missouri Western (H)	W	1-0
M. 23	American Christian (A)	L	4-13
	American Christian (A)	L	8-12
M. 24	Bemidji State (H)	L	1-2
M. 25	Bemidji State (H)	L	2-3
	Bemidji State (H)	W	9-0
M. 26	Winona State (H)	L	0-9
M. 27	Rockhurst College (A) +	W	12-0
	Rockhurst College (A) +	W	19-5
A. 3	School of the Ozarks (A) +	L	3-5
	School of the Ozarks (A) +	W	7-4
A. 6	Evangel College (H) +	W	3-2
	Evangel College (H) +	W	4-3
A. 9	Southwest Baptist (H) #	W	7-2
	Phillips University (H) #	L	2-6
A. 10	American Christian (H) #	W	6-0
	American Christian (H) #	L	3-4
A. 13	Southwest Missouri (H)	W	11-2
	Southwest Missouri (H)	W	10-7
A. 17	John Brown (H) +	L	5-6
	John Brown (H) +	W	6-3
A. 20	School of the Ozarks (H) +	W	4-2
	School of the Ozarks (H) +	W	9-0
A. 22	Southwest Baptist (A) +	W	8-2
	Southwest Baptist (A) +	L	11-12
Ma. 1	John Brown (A)	W	7-3
	John Brown (A)	L	7-16
Ma. 4	Evangel College (A) +	W	12-2
	Evangel College (A) +	W	10-0
Ma. 8	William Jewell (A) +	W	10-9
	William Jewell (A) +	W	8-4
Ma. 12	Central Methodist (N) !	W	11-7
Ma. 13	Missouri Western (N) !	L	6-7
Ma. 13	William Jewell (N) !	L	2-3
+ - NAIA District 16 game (13-3); # - Missouri Southern Baseball Tournament (2-2); ! - NAIA District Tournament (1-2)			



Warren Turner  
1977-2007  
852-720-3 (.542)

## 1977 -- 15-29

M. 5	Arkansas-Little Rock (A)	L	5-6
	Arkansas-Little Rock (A)	L	2-3
M. 6	Henderson State (A)	W	8-6
	Henderson State (A)	W	8-7
M. 9	University of Arkansas (A)	L	0-6
	University of Arkansas (A)	L	6-7
M. 13	Iowa State (H)	W	3-2
	Iowa State (H)	L	6-8
M. 14	Northwest Missouri (H)	L	3-6
	Northwest Missouri (H)	W	13-6
M. 19	Evangel College (H) +	W	13-0
	Evangel College (H) +	W	8-3
M. 20	Kearney State (H) *	L	0-2
	Kearney State (H) *	W	7-6
M. 23	University of Missouri (A)	W	7-6
	University of Missouri (A)	L	5-11

M. 25	Winona State (H)	L	3-10
	Winona State (H)	W	9-6
M. 29	Southwest Missouri (A)	L	6-15
	Southwest Missouri (A)	L	4-7
M. 30	Winona State (H)	L	2-11
	Winona State (H)	W	6-3
A. 2	Emporia State (H) *	L	0-6
	Emporia State (H) *	L	1-11
A. 3	Southwest Baptist (H) +	L	2-5
	Southwest Baptist (H) +	W	5-0
A. 16	Ft. Hays State (A) *	L	1-6
	Ft. Hays State (A) *	L	0-4
A. 23	Missouri Western (A) + *	L	3-5
	Missouri Western (A) + *	L	2-3
A. 24	Wayne State (A) *	L	5-10
	Wayne State (A) *	L	4-5
A. 26	Evangel College (A) +	W	9-0
	Evangel College (A) +	W	14-1
A. 27	Southwest Missouri (A)	L	7-13
	Southwest Missouri (A)	L	6-8
A. 29	Southwest Baptist (A) +	W	6-0
	Southwest Baptist (A) +	W	8-1
A. 30	John Brown (A)	L	2-5
	John Brown (A)	L	4-7
Ma. 2	Oral Roberts (A)	L	1-2
	Oral Roberts (A)	L	2-10
Ma. 7	William Jewell (A) +	L	1-5
	William Jewell (A) +	L	1-2
* - CSIC game (1-9); + - NAIA District 16 game (7-5)			

## 1978 -- 24-16

M. 17	Columbia College (H) +	W	1-0
	Columbia College (H) +	W	2-0
M. 18	Coe College (H)	W	8-4
	Coe College (H)	L	6-11
M. 19	Coe College (H)	W	4-3
M. 27	Buena Vista (H)	W	11-7
	Buena Vista (H)	W	8-3
M. 29	Southwest Missouri (H)	L	3-7
	Southwest Missouri (H)	L	6-7
A. 1	Missouri Baptist (H)	L	7-8
	Missouri Baptist (H)	W	2-1
A. 2	Columbia College (A) +	W	12-5
	Columbia College (A) +	L	1-6
A. 6	School of the Ozarks (H) +	W	4-0
	School of the Ozarks (H) +	W	2-0
A. 12	Oklahoma State (A)	L	3-8
	Oklahoma State (A)	L	0-2
A. 15	Missouri Western (H) * +	L	4-8
	Missouri Western (H) * +	W	2-0
A. 17	Evangel College (H) +	W	10-9
A. 19	William Jewell (H) +	L	4-10
	William Jewell (H) +	W	2-1
A. 22	School of the Ozarks (A) +	W	20-3
A. 25	Southwest Missouri (A)	L	1-6
	Southwest Missouri (A)	L	4-8
Ma. 1	Oral Roberts (A)	L	2-7
	Oral Roberts (A)	L	0-7
Ma. 2	William Jewell (A) +	L	4-8
	William Jewell (A) +	W	4-2
Ma. 10	William Jewell (N) @	W	9-0
Ma. 11	Missouri Western (N) @	W	7-6
Ma. 12	Missouri Western (N) @	W	8-6
Ma. 18	Winona State (N) #	W	10-4
Ma. 18	Wisconsin-LaCrosse (N) #	W	6-2
Ma. 19	Winona State (N) #	W	4-0
Ma. 25	Emporia State (N) \$	W	4-0
Ma. 25	Lewis and Clark (N) \$	W	6-4
Ma. 26	David Lipscomb (N) \$	W	16-5
Ma. 26	Emporia State (N) \$	L	0-2
Ma. 27	Emporia State (N) \$	L	6-8
* - CSIC East game (1-1); + - NAIA District 16 game (10-4); @ - NAIA District 16 Tournament (3-0, 1st); # - NAIA Area 4 Tournament (3-0, 1st); \$ - NAIA World Series (3-2)			

## 1979 -- 29-24



## ***Year-By-Year Results***

William Jewell (H) +	W	4-1	A. 20	Missouri Western (A) * +	W	10-3	16 game (13-1); ! - Andy Anderson Classic;	A. 26	Southwest Missouri (H)	L	11-12
M. 15 Wisconsin-Parkside (H)	W	4-1		Missouri Western (A) * +	L	1-2	% - College of St. Francis Tournament; \$ -		Southwest Missouri (H)	L	5-11
Wisconsin-Parkside (H)	L	6-8	A. 24	Southwest Missouri (A)	L	3-4	NAIA District 16 Tournament (0-2)	A. 29	Fort Hays State (A) #	W	5-4
M. 16 Coe College (H)	L	7-9		Southwest Missouri (A)	W	6-5			Kearney State (N) #	L	4-5
Coe College (H)	L	4-5	A. 25	Southwest Baptist (H) +	W	2-1	1982 -- 23-24	A. 30	Fort Hays State (A) #	L	2-8
M. 24 Kansas State (N)	W	11-5		Southwest Baptist (H) +	W	10-1	F. 20 University of Arkansas (A)	L	Ma. 16School of the Ozarks (H) \$	L	3-4
Kansas State (N)	L	3-13	A. 30	Missouri Baptist (H) +	W	6-1	University of Arkansas (A)	L	Missouri Western (H) \$	W	8-5
M. 26 Winona State (H)	W (8)	1-0		Missouri Baptist (H) +	W	6-1	M. 2 Southwest Baptist (A)	L	Ma. 17School of the Ozarks (H) \$	L	6-11
Winona State (H)	W	3-1	Ma. 2	Kearney State (N) !	W	2-1	M. 7 South Dakota (H)	W	* - CSIC East game (3-1); + - NAIA District		
M. 28 Southwest Baptist (A) +	W	14-12	Ma. 3	Emporia State (A) !	L	5-6	South Dakota (H)	W	16 game (3-1); # - CSIC Tournament (1-2);		
Southwest Baptist (A) +	W	7-6		Emporia State (A) !	L	7-11	M. 8 South Dakota (H)	W	\$ - NAIA District 16 Tournament (1-2)		
M. 29 Winona State (H)	W	10-2	Ma. 7	Oral Roberts (A)	L	4-21	South Dakota (H)	W	1984 -- 22-22		
Winona State (H)	L	2-8	Ma. 8	Central Methodist (A) +	W	9-8	M. 13 School of the Ozarks (A) +	W	F. 25 Southwest Baptist (A)	W	3-1
A. 31 Park College (H) +	W	5-1		Central Methodist (A) +	L	6-8	School of the Ozarks (A) +	W	Southwest Baptist (A)	W	5-
Park College (H) +	W	2-0	Ma. 9	Hanover College (N) @	W	10-1	M. 15 University of Illinois (N)	W	University of Kansas (H)	W	12-10
A. 2 Evangel College (H) +	W	2-1	Ma. 10	St. Xavier (N) @	W	8-5	University of Illinois (N)	L	University of Kansas (H)	L	2-1
Evangel College (H) +	W	7-4		St. Xavier (N) @	L	9-13	M. 17 Missouri Western (H) +*	W	M. 7 South Dakota (H)	W	17-4
A. 6 Southwest Baptist (H) !	W	5-2	Ma. 11	St. Francis (A) @	L	1-11	Missouri Western (H) +*	L	M. 8 South Dakota (H)	W	20-5
A. 7 Baker University (H) !	W	7-3		St. Francis (A) @	L	10-13	M. 19 Notre Dame (H)	W	M. 10 Lubbock Christian (A)	L	3-1
Central Methodist (H) !	W	16-2	Ma. 13	Evangel College (H) \$	W	6-0	M. 20 University of Illinois (H)	L	Lubbock Christian (A)	W	7-3
A. 9 Southwest Missouri (H)	L	3-4	Ma. 14	William Jewell (H) \$	L	2-10	Notre Dame (H)	W	M. 11 Lubbock Christian (A)	L	13-12
Southwest Missouri (H)	W	6-3	Ma. 15	Missouri Western (H) \$	L	11-15	M. 21 Minnesota-Morris (H)	L	Lubbock Christian (A)	L	9-0
A. 10 Oral Roberts (A)	L	1-4		* - CSIC East game (1-1); + - NAIA District 16 game			M. 27 Missouri Valley (H) +	W	M. 12 Kearney State (N) +	W	14-4
A. 12 University of Kansas (A)	L	11-12		(13-1); ! - CSIC Tournament (1-2); @ - College			M. 30 William Jewell (H) +	W	Lubbock Christian (A)	L	11-1
A. 13 School of the Ozarks (H) +	W	5-4		of St. Francis Tournament; \$ - NAIA District 16			M. 31 University of Kansas (A)	L	M. 13 Lubbock Christian (A)	L	10-0
School of the Ozarks (H) +	W	10-0		Tournament (1-2)			University of Kansas (A)	L	Lubbock Christian (A)	L	15-4
A. 16 Evangel College (A)	L	1-6		1981 -- 31-26			A. 1 Winona State (H)	W	M. 14 Oral Roberts (A)	L	4-3
Evangel College (A)	L	4-5	F. 24	University of Arkansas (A)	L	2-8	Winona State (H)	W	M. 16 University of Illinois (H)	W	6-4
A. 19 Southwest Baptist (H) +	W	5-4		University of Arkansas (A)	L	4-7	A. 3 Southwest Missouri (H)	W	M. 21 Winona State (A)	W	5-3
Southwest Baptist (H) +	W	6-4	M. 6	Oklahoma City (A)	W	8-7	Southwest Missouri (H)	L	Winona State (A)	L	6-4
A. 22 William Jewell (A) +	W	5-0		Oklahoma City (A)	L	6-7	A. 4 Univ. of Minnesota (H)	L	M. 30 St. Francis (H)	L	3-1
William Jewell (A) +	L	2-3	M. 8	South Dakota (H)	L	2-3	A. 6 Oral Roberts (A)	L	St. Francis (H)	L	15-4
A. 28 Missouri Western (A) +*	W	13-11		South Dakota (H)	W	9-7	A. 8 Harris-Stowe (H)	W	M. 31 St. Francis (H)	L	16-1
Missouri Western (A) +*	W	7-4	M. 9	Univ. of Wisconsin (H)	W	2-0	Harris-Stowe (H)	W	A. 1 Southwest Missouri (H)	L	3-1
A. 30 University of Arkansas (H)	L	9-8		Univ. of Wisconsin (H)	W	13-10	A. 12 Oklahoma City (A)	W	Southwest Missouri (H)	W	4-0
University of Arkansas (H)	L	5-6	M. 10	Wisconsin-LaCrosse (H)	W	8-5	Oklahoma City (A)	L	A. 7 Evangel College (A) +	W	10-0
Ma. 1 Southwest Missouri (A)	L	0-12		Wisconsin-LaCrosse (H)	W	7-1	A. 20 Evangel College (A) +	W	A. 8 University of Arkansas (A)	L	12-1
Southwest Missouri (A)	L	4-7	M. 14	School of the Ozarks (H) +	W	3-1	Evangel College (A) +	L	A. 11 University of Kansas (A)	L	9-5</



# Year-By-Year Results

William Jewell (A) +	W 15-11
M. 28 South Dakota (H)	W 9-1
A. 3 Oklahoma State (A)	L 11-13
Oklahoma State (A)	L 4-9
A. 6 School of the Ozarks (A) +	L 0-2
School of the Ozarks (A) +	W 5-1
A. 10 Oral Roberts (A)	L 2-10
A. 13 Southwest Missouri (A)	W 5-4
Southwest Missouri (A)	L 2-4
A. 15 Evangel College (H) +	W 8-2
A. 15 Evangel College (H) +	W 8-7
A. 16 Central Missouri (A)	W 9-6
A. 21 Missouri Western (A) +*	W 19-7
Missouri Western (A) +*	L 3-4
A. 23 Evangel College (A) +	W 11-7
Evangel College (A) +	L 7-8
A. 25 Harris-Stowe (H) +	W 10-1
Harris-Stowe (H) +	W 10-3
A. 26 Wayne State (H) #	L 7-8
Emporia State (H) #	W 13-1
A. 27 Emporia State (H) #	L 6-7
Ma. 3 Tarkio College (H) \$	L 5-8
Ma. 4 Tarkio College (H) \$	W 7-4
Tarkio College (H) \$	W 18-3
Ma. 8 Missouri Western (H) \$	W 1-0
Ma. 9 School of the Ozarks (H) \$	W 7-4
Ma. 10 Missouri Western (H) \$	W 10-2
Ma. 16 Grand View (N) %	L 2-7
Winona State (A) %	W 5-4
Ma. 17 Wisconsin-LaCrosse (N) %	W 10-6
Grand View (N) %	W 6-3
Ma. 18 Grand View (A) %	L 1-4

\*\*\*\*\*

1986 -- 36-27

F. 28 University of Kansas (A)	L 6-16
University of Kansas (A)	L 1-8
M. 2 Wichita State (A)	L 8-17
Wichita State (A)	L 6-10
M. 6 Iowa State (H)	W 5-1
Iowa State (H)	W 4-1
M. 8 School of the Ozarks (A) +	W 4-2
School of the Ozarks (A) +	W 8-2
M. 9 William Jewell (H) +	W 6-2
William Jewell (H) +	L 7-11
M. 15 Lubbock Christian (A)	L 5-7
Lubbock Christian (A)	W 22-16
M. 16 Lubbock Christian (A)	L 2-5
M. 16 Texas Tech (A)	L 3-8
M. 17 Texas Tech (A)	L 2-3
Lubbock Christian (A)	L 3-8
M. 18 Lubbock Christian (A)	L 0-12
Lubbock Christian (A)	L 3-7
M. 19 Lubbock Christian (A)	L 3-8
M. 20 Northern Iowa (H)	W 14-7
M. 21 Tarkio College (H) +^	W 4-2
Harris-Stowe (H) +^	W 23-1
M. 22 School of the Ozarks (H) +^W	W 9-7
Missouri Baptist (H) +^	L 0-8
M. 23 Missouri Baptist (H) +^	W 25-8
Harris-Stowe (H) +^	W 13-7
M. 25 Culver-Stockton (H) +	W 9-7
Culver-Stockton (H) +	W 6-5
M. 27 South Dakota (H) @	L 6-7
Winona State (H) @	W 4-0
M. 28 Wisc.-River Falls (H) @	W 12-4
Grand View (H) @	W 11-0
M. 29 Winona State (H) @	W 9-1
Wisc.-River Falls (H) @	W 11-8
M. 30 South Dakota (H) @	L 4-6
Grand View (H) @	L 2-5
A. 1 Southwest Missouri (A)	L 2-6
Southwest Missouri (A)	L 1-11
A. 6 Missouri Western (A) +*	W 12-0
Missouri Western (A) +*	W 14-0
A. 9 Evangel College (H) +	W 9-2
Evangel College (H) +	W 3-2
A. 12 Evangel College (A) +	W 7-6
Evangel College (A) +	W 16-3
A. 14 Oral Roberts (A)	L 10-11
A. 16 Oklahoma State (A)	L 3-8
Oklahoma State (A)	L 6-20
A. 25 Kearney State (A) #	W 13-6

Fort Hays State (N) #	L 7-8
A. 26 Fort Hays State (N) #	W 15-5
Fort Hays State (N) #	W 13-9
A. 29 Southwest Missouri (H)	L 8-20
A. 30 University of Arkansas (A)	L 1-4
Ma. 2 Tarkio College (H) \$	W 13-8
Ma. 3 Tarkio College (H) \$	W 4-1
Ma. 7 Culver-Stockton (N) \$	W 8-7
Ma. 8 Missouri Baptist (N) \$	W 6-2
Ma. 9 Southwest Baptist (N) \$	W 6-1
Ma. 14 Southwest State (N) %	W 11-1
Wisc.-Eau Claire (N) %	W 13-3
Ma. 23 Grand Canyon (N) &	L 1-3
Ma. 24 Southern Tech (N) &	W 23-3
Ma. 26 Point Park (N) &	L 3-8

\* - CSIC East game (2-0); + - NAIA District 16

game (16-2); ^ - MSSC Classic; @ - Mutt Miller

Classic; # - CSIC Tournament (3-1); \$ - NAIA

District 16 Tournament (5-0); % - NAIA Area IV

Tournament (2-0); & - NAIA World Series (1-2)

\*\*\*\*\*

1987 -- 38-22

F. 23 University of Arkansas (A)	L 3-4
University of Arkansas (A)	L 10-13
F. 27 Lubbock Christian (N)	L 5-8
M. 6 Lubbock Christian (H)	L 11-15
Lubbock Christian (H)	W 10-9
M. 7 Lubbock Christian (H)	L 8-12
Lubbock Christian (H)	L 7-8
M. 8 Lubbock Christian (H)	W 12-1
Lubbock Christian (H)	W 4-2
M. 9 University of Kansas (A)	W 7-3
M. 14 Southeastern Oklahoma (A)	L 3-4
Southeastern Oklahoma (A)	L 2-4
M. 16 Ouachita Baptist (N)	W 10-2
Texas Wesleyan (A)	L 2-4
M. 18 Oklahoma State (A)	L 1-23
M. 19 Central Methodist (H) +^	W 8-0
Morningside College (H) +^	W 8-0
M. 20 Westminster Univ. (H) +^	W 14-5
Augustana College (H) +^	W 3-2
M. 21 Hannibal-LaGrange (H) +^	W 18-0
Baker University (H) +^	W 9-1
M. 26 Missouri Baptist (A) +	L 2-3
Missouri Baptist (A) +	W 6-3
M. 31 Southwest Missouri (A)	L 7-13
A. 1 Winona State (H)	W 16-8
Winona State (H)	W 13-1
A. 2 Oklahoma State (A)	L 11-15
A. 4 School of the Ozarks (A) +	W 10-0
School of the Ozarks (A) +	W 10-3
A. 5 Missouri Western (H) +*	W 10-6
Missouri Western (H) +*	L 5-6
A. 6 Evangel College (A) +	W 6-3
Evangel College (A) +	W 10-3
A. 8 Culver-Stockton (H) +	W 9-8
Culver-Stockton (H) +	W 8-3
A. 14 Oral Roberts (A)	L 5-16
A. 16 School of the Ozarks (H) +	W 15-2
School of the Ozarks (H) +	W 10-6
A. 18 Missouri Western (A) +*	W 8-2
Missouri Western (A) +*	W 13-2
A. 22 Evangel College (H) +	W 9-4
Evangel College (H) +	W 11-2
A. 23 William Jewell (A) +	L 5-10
A. 24 Emporia State (A) @	L 3-9
Wayne State (N) @	W 12-2
A. 25 Emporia State (A)	L 5-11
A. 28 Southwest Missouri (H)	L 11-18
A. 29 University of Arkansas (A)	L 5-20
Ma. 1 Westminster Univ. (H) #	W 23-1
Ma. 2 Westminster Univ. (H) #	W 21-4
Ma. 6 William Jewell (H) #	W 8-3
Ma. 7 Culver-Stockton (H) #	W 29-6
Ma. 8 Missouri Baptist (H) #	W 15-5
Ma. 14 Wisconsin-Stout (H) \$	W 9-1
Briar Cliff (H) \$	W 7-3
Ma. 15 Wisconsin-Stout (H) \$	W 9-6
Ma. 22 Emporia State (N) %	L 5-8
Ma. 23 Anderson University (N) %	W 6-4
Ma. 25 Hawaii-Hilo (N) %	W 10-1
Ma. 26 Grand Canyon (N) %	L 6-12

\* - CSIC East game (3-1); ^ - MSSC Classic;

+ - NAIA District 16 game (17-3); @ - CSIC

Tournament (1-2); # - NAIA District 16 Tournament

(3-0); \$ - NAIA Area IV Tournament (3-0); % -

NAIA World Series (2-2)

\*\*\*\*\*

1988 -- 23-26

F. 13 University of Arkansas (A)	L 4-12
F. 14 University of Arkansas (A)	L 5-17
F. 20 Oklahoma State (A)	L 3-20
F. 27 Concordia College (H)	W 16-0
Concordia College (H)	W 13-0
M. 8 Oral Roberts (A)	L 3-13
Oral Roberts (A)	L 4-12
M. 10 University of Kansas (A)	L 3-10
University of Kansas (A)	L 5-9
M. 12 Texas Tech (A)	L 3-13
Texas Tech (A)	L 6-13
M. 13 Texas Tech (A)	L 2-9
Texas Tech (A)	L 2-13
M. 14 Texas Tech (A)	L 2-12
Texas Tech (A)	L 4-11
M. 15 Texas Tech (A)	W 8-3
M. 19 Southwest Missouri (H) +^	L 2-4
Morningside College (H) +^	W 7-4
M. 20 Culver-Stockton (H) +^	L 3-6
School of the Ozarks (H) +^	W 6-3
M. 22 Oklahoma State (A)	L 5-15
M. 24 Mount Marty (H) @	W 15-1
M. 25 Missouri Baptist (H) @+	L 3-7
Iowa Wesleyan (H) @	W 24-0
M. 26 Augustana College (H) @	W 7-6
Augsburg College (H) @	W 8-1
M. 27 Central State (H) @	W 9-1
Tarkio College (H) @+	W 8-7
M. 30 Kent State (N)	W 5-4
M. 31 Southwest Missouri (A)	L 2-14
A. 7 School of the Ozarks (H) +	L 7-12
School of the Ozarks (H) +	W 12-3
A. 9 Oral Roberts (A)	L 4-8
A. 13 William Jewell (H) +	W 12-7
A. 17 Tarkio College (A) +	W 14-3
Tarkio College (A) +	W 16-5
A. 20 Univ. of Oklahoma (A)	L 2-6
A. 23 Missouri Western (H) +*	W 12-3
Missouri Western (H) +*	W 12-6
A. 26 Southwest Missouri (H)	W 5-3
A. 29 Kearney State (N) #	W 9-5
Emporia State (A) #	L 8-9
A. 30 Kearney State (N) #	L 10-11
Ma. 6 Culver-Stockton (H) \$	L 1-5
Ma. 7 Culver-Stockton (H) \$	W 10-3
Culver-Stockton (H) \$	W 14-3
Ma. 12 William Jewell (H) \$	W 19-4
Ma. 13 Missouri Baptist (H) \$	L 8-9
School of the Ozarks (H) \$	L 5-6

\* - CSIC East game (2-0); ^ - MSSC Mutt

Miller Classic; + - NAIA District 16 game

(8-2); @ - MSSC Leroy Wilson Classic; # -

CSIC Tournament (1-2); \$ - NAIA District

16 Tournament (3-3)

\*\*\*\*\*

1989 -- 36-22

F. 15 Oral Roberts (A)	L 1-5
Oral Roberts (A)	L 5-7
F. 19 Oklahoma State (A)	L 1-23
F. 24 University of Arkansas (A)	L 2-6
F. 25 Central State (A)	W 11-0
Central State (A)	W 8-2
M. 7 University of Kansas (A)	L 0-3
M. 12 Miami of Ohio (N)	L 17-26
M. 13 Miami of Ohio (N) !	L 7-9
Bradley University (N) !	L 7-9
M. 14 Texas-Pan American (A) !	L 7-8
M. 15 Bradley University (N) !	L 2-7
M. 16 Miami of Ohio (N) !	W 7-6
M. 17 Miami of Ohio (N) !	W 8-1
Texas-Pan American (A) !	L 6-17
M. 18 Ohio University (N) !	L 4-9
Bradley University (N) !	L 7-12
M. 21 Northern State (H)	W 9-3
Northern State (H)	W 12-2
M. 22 Augustana College (H) @	W 8-1
Iowa Wesleyan (H) @	W 19-1
M. 23 Mount Marty (H) @	L 4-5
Minnesota-Morris (H) @	W 8-3
M. 24 Westminster Univ. (H) @+	W 12-5
M. 25 Mount Marty (H) @	W 7-3
Wayne State (H) @	W 11-2
M. 26 Iowa Wesleyan (H) @	W 10-6

Grand View (H) @	W 11-9
Grand View (H) @	W 8-4
M. 31 Central State (H) +	W 6-0
M. 31 Wisconsin-River Falls (H) +	W 11-1
A. 1 Missouri Baptist (H) +^	W 3-2
Marymount Univ. (H) +^	W 11-3
A. 2 Tarkio College (H) +^	W 6-5
A. 3 Evangel College (H) +	W 6-0
A. 7 School of the Ozarks (H) +	W 15-1
School of the Ozarks (H) +	W 10-9
A. 8 Missouri Western (H) +*	W 15-8
Missouri Western (H) +*	W 6-5
A. 11 Lincoln University (A)	W 14-3
Lincon University (A)	W 7-2
A. 13 William Jewell (A) +	W 20-3
A. 15 School of the Ozarks (A) +	W 18-1
School of the Ozarks (A) +	W 13-1
A. 19 Southwest Missouri (A)	L 6-7
A. 22 Missouri Western (A) +*	W 8-7
Missouri Western (A) +*	W 12-9
A. 23 Westminster Univ. (A) +	L 4-8
Westminster Univ. (A) +	L 3-6
A. 25 Oral Roberts (A)	L 3-7
A. 28 Kearney State (A) #	W 19-4
Washburn University (N) #	L 4-7
A. 29 Kearney State (A) #	W 6-2
Washburn University (N) #	L 9-14
Ma. 5 William Jewell (H) \$	W 10-5
Ma. 6 William Jewell (H) \$	W 18-6
Ma. 10 Tarkio College (N) \$	L 2-5
Westminster Univ. (N) \$	L 8-9

\* - CSIC East game (4-0); ! - Pan America

University Citrus Tournament; @ - MSSC

Mutt Miller Classic; + - NAIA District 16 game

(11-2); ^ - MSSC Leroy Wilson Classic; # -

CSIC Tournament (2-2); \$ - NAIA District 16

Tournament (2-2)

\*\*\*\*\*

1990 -- 25-15

F. 16 University of Arkansas (A)	L 6-12
F. 18 Oklahoma State (A)	L 7-8
M. 2 University of Kansas (A)	L 6-7
M. 5 Oral Roberts (A)	L 4-5
Oral Roberts (A)	W 9-5
M. 11 Central Michigan (N)	W 18-16
M. 12 Lafayette University (N) @	L 4-5
M. 13 St. Francis (N) @	W 5-2
M. 14 St. Francis (N) @	W 20-15
M. 15 Lafayette University (N) @	L 2-9
M. 16 Univ. of Oklahoma (N) @	L 2-5
M. 17 St. Francis (N) @	W 4-3
M. 20 Washburn University (H) +	W 11-2
Wisconsin-Eau Claire (H) +	W 6-3
M. 21 Northern State (SD) (H) +	W 11-8
Minnesota-Morris (H) +	W 11-1
M. 22 Wayne State (H) +	W 1-0
A. 4 Southeast Missouri (A) *	W 8-0
Southeast Missouri (A) *	W 4-2
A. 7 Lincoln University (H) *	W 16-2
Lincoln University (H) *	W 19-1
A. 11 Southwest Baptist (H) *	W 9-0
Southwest Baptist (H) *	W 10-2
A. 12 Univ. of Oklahoma (A)	L 4-6
A. 16 Southwest Baptist (A) *	W 7-6
Southwest Baptist (A) *	W 7-5
A. 17 Oral Roberts (A)	L 2-3
Oral Roberts (A)	L 2-4
A. 18 Missouri-Rolla (H) *	W 9-0
Missouri-Rolla (H) *	W 17-4
A. 21 Southeast Missouri (H) *	W 5-4
A. 22 Southwest Missouri (H) *	L 2-4
A. 23 Lincoln University (A) *	W 14-1
Lincoln University (A) *	W 15-2
A. 28 Central Missouri (N) !	L 6-16
Missouri-St. Louis (N) !	W 8-1
A. 29 Northwest Missouri (A) !	W 23-22
A. 30 Central Missouri (N) !	L 2-11
Ma. 18 Jacksonville State (N) \$	L 5-19
Troy State (A) \$	L 5-10

\* - MIAA South Division game (13-1, 1st);

@ - University of Texas-Pan America Citrus

Tournament; + - MSSC Mutt Miller Classic;

! - MIAA Tournament (2-2, 2nd); \$ - NCAA

Division II South Central Regional (0-2, 3rd)

## Year-By-Year Results

\* \* \* \* \*

1991 -- 48-13

F. 3	Oklahoma State (A)	L	1-8
F. 15	Univ. of Arkansas (A)	L	5-7
F. 18	Univ. of Oklahoma (A)	L	4-10
F. 23	Oral Roberts (A)	L	4-8
	Oral Roberts (A)	L	1-6
F. 28	Central State (A)	W	17-5
	Central State (A)	W	6-3
M. 6	University of Kansas (A)	W	13-2
M. 9	SIU-Edwardsville (H) #	L	2-3
M. 10	SIU-Edwardsville (H) #	W	2-1
	SIU-Edwardsville (H) #	W	5-3
M. 12	Washburn University (H) #	W	16-
	Jamestown College (H) #	W	10-0
M. 13	Jamestown College (H) #	W	7-5
M. 16	Northeast Missouri (H)	W	9-0
	Northeast Missouri (H)	W	9-2
M. 17	McKendree College(H)	W	11-1
	McKendree College (H)	W	6-5
M. 20	Central Missouri (H) +	W	9-8
	Central Missouri (H) +	W	9-8
M. 22	Augustana College (H) +	W	9-2
	South Dakota (H) +	W	22-2
M. 23	Southwest Baptist (H) *	W	5-2
	Southwest Baptist (H) *	W	14-1
M. 24	Quincy University (H) +	W	7-3
	Southwest Baptist (H) *	W	13-3
M. 25	Buena Vista (H) @	W	11-1
	Buena Vista (H) @	W	19-3
M. 26	Missouri Western (H) @	L	3-7
M. 27	Buena vista (H) @	W	8-0
	Wayne State Univ. (H) @	W	10-2
M. 28	Hamline Univ. (H) @	W	9-3
	Minnesota-Morris (H) @	W	10-0
M. 30	Missouri-St. Louis (H) *	W	8-5
M. 31	Missouri-St. Louis (H) *	W	18-1
	Missouri-St. Louis (H) *	W	15-0
A. 6	Missouri-Rolla (A) *	W	7-2
	Missouri-Rolla (A) *	W	11-2
A. 7	Missouri-Rolla (A) *	W	4-3
A. 11	Oral Roberts (H)	W	2-5
	Oral Roberts (H)	W	1-0
A. 12	Pittsburg State (H) *	W	12-0
A. 14	Pittsburg State (H) *	W	13-0
	Pittsburg State (H) *	W	9-0
A. 15	Missouri Western (A)	W	6-4
A. 16	Northwest Missouri (A)	W	8-1
	Northwest Missouri (A)	L	3-4
A. 19	Southeast Missouri (A) *	W	10-2
A. 20	Southeast Missouri (A) *	L	1-4
	Southeast Missouri (A) *	L	2-8
A. 26	Central Missouri (H) !	W	8-3
A. 27	Southeast Missouri (H) !	W	5-3
A. 28	Washburn University (H) !	W	5-4
Ma. 17	Central Missouri (H) \$	W	17-10
Ma. 18	Regis University (H) \$	W	7-0
	Regis University (H) \$	W	9-2
Ma. 25	Longwood Univ. (N) %	W	6-3
Ma. 28	Florida Southern (N) %	W	5-4
Ma. 30	Longwood Univ. (N) %	L	8-11
Ma. 31	Longwood Univ. (N) %	W	9-6
Ju. 1	Jacksonville State (N) %	L	4-20
* - MIAA South Division game (13-2, 1st);			
# - MSSC Larry Hickey Classic; + - MSSC Mutt Miller Classic; @ - MSSC Leroy Wilson Classic;			
! - MIAA Tournament (3-0, 1st); \$ - NCAA			
Division II Central Regional (3-0, 1st); % - NCAA			
Division II World Series (3-2, 2nd)			

\* \* \* \* \*

1992 -- 44-13

F. 8	Oklahoma State (A)	L	1-9
F. 9	Oklahoma State (A)	L	5-8
F. 14	University of Arkansas (A)	L	1-12
F. 22	Oral Roberts (A)	L (11)	4-5
	Oral Roberts (A)	W	14-7
F. 28	Univ. of Oklahoma (A)	L	6-11
M. 1	Kearney State (H)	W	9-5
	Kearney State (H)	W	13-2
M. 7	SIU-Edwardsville (A)	W	5-1
	SIU-Edwardsville (A)	L	4-7
M. 8	SIU-Edwardsville (A)	W	8-5
M. 9	Washburn University (H) @	W	11-5
M. 10	Regis University (H) @	W	5-4
	Jamestown College (H) @	W	13-3

M. 11	Jamestown College (H) @	W	17-2
M. 12	Regis University (H) @	L (8)	6-7
	Northwest Missouri (H) @	W	7-4
M. 14	Tarleton State (N) %	W	15-5
M. 16	Oral Roberts (N) %	L	3-7
M. 17	Miami of Ohio (N) %	W	14-0
M. 18	Arkansas State (N) %	W (8)	9-5
M. 20	South Dakota (H) &	W	8-5
	Morningside College (H) &	W	13-
M. 21	Lincoln University (H) *	W	10-5
	Lincoln University (H) *	W	12-4
M. 22	Lincoln University (H) *	W	11-1
	Augustana College (H) &	W	10-0
M. 24	Augustana College (H) ?	W	9-1
M. 25	Missouri Western (H) ?	W	7-0
	Nebraska-Omaha (H) ?	W	13-4
M. 26	Buena Vista (A) ?	W	10-0
M. 27	Pittsburg State (H) *	W	11-5
M. 28	Pittsburg State (A) *	W	11-0
	Pittsburg State (A) *	W	7-1
M. 31	Central Missouri (A)	W	6-3
A. 4	Missouri-Rolla (H) *	L	5-7
	Missouri-Rolla (H) *	W	10-8
A. 5	Missouri-Rolla (H) *	W	7-2
A. 7	Washburn University (A)	W	6-4
	Washburn University (A)	W	7-5
A. 8	Missouri Western (A)	W	11-3
A. 10	Missouri-St. Louis (A) *	W	5-3
A. 11	Missouri-St. Louis (A) *	L	7-1
	Missouri-St. Louis (A) *	W	10-5
A. 14	Oral Roberts (H)	W	7-6
	Oral Roberts (H)	W	13-3
A. 24	Northwest Missouri (N) !	L	2-4
A. 25	Central Missouri (N) !	W	16-11
	Northwest Missouri (N) !	W	14-4
A. 26	Missouri-St. Louis (N) !	W	10-0
	Missouri-St. Louis (N) !	W	32-5
Ma. 15	SIU-Edwardsville (H) \$	W	9-4
Ma. 16	Missouri-St. Louis (H) \$	W	11-8
	Missouri-St. Louis (H) \$	W	9-4
Ma. 24	Florida Tech (N) %	W	8-4
Ma. 26	Tampa University (N) %	L	4-7
Ma. 27	Lewis University (N) %	L	6-7
* - MIAA South Division game (10-2, 1st);			
- MSSC Larry Hickey Classic; % - Univ. of Texas-Pan America Citrus/Jody Ramsey Tournaments;			
& - MSSC Mutt Miller Classic; ? - MSSC Leroy Wilson Classic; - MIAA Tournament (4-1, 1st);			
\$ - NCAA Division II Central Regional (3-0, 1st);			
% - NCAA Division II World Series (1-2)			

1993 -- 19-21-1

F. 13	University of Arkansas (A)	L	1-17
F. 14	University of Arkansas (A)	L	5-10
F. 21	Oral Roberts (A)	L	0-6
	Oral Roberts (A)	L	6-7
M. 4	Univ. of Oklahoma (A)	W	5-4
M. 7	Northeast Missouri (H) *	W	17-0
	Northeast Missouri (H)	W	14-4
M. 9	Central Missouri (H) *	W	9-3
	South Dakota State (H) +	L	5-6
M. 11	Northern State (H) +	W	3-2
	South Dakota State (H) +	L	3-5
M. 14	Washburn University (A) *	L	3-4
M. 15	Northwest Missouri (A) *	W	18-9
M. 16	Oklahoma State (A)	L	0-13
M. 17	Missouri Western (H) *	W (13)	9-8
M. 20	Morningside College (H) #	L	2-4
	York University (H) #	L	2-3
M. 21	Hamline University (H) #	W	12-1
	Hamline University (H) #	W	14-3
M. 24	Nebraska-Omaha (H) ^	W	7-2
M. 25	Nebraska-Omaha (H) ^	L	6-8
M. 26	Nebraska-Omaha (H) ^	W	5-4
M. 27	Missouri-St. Louis (H) *	L	1-4
M. 28	Missouri-St. Louis (H) *	W	5-3
	Missouri-St. Louis (H) *	L	3-4
A. 1	Oral Roberts (A)	L	2-7
A. 2	SIU-Edwardsville (H)	L	6-7
	SIU-Edwardsville (H)	L	2-3
A. 3	Missouri-Rolla (A) *	W	10-8
	Missouri-Rolla (A) *	W	11-4
A. 4	Missouri-Rolla (A) *	T (10)	10-10
A. 6	Oral Roberts (H)	L	2-6
	Oral Roberts (H)	W	6-5
A. 7	Southern California (H)	L	5-15

A. 9	Pittsburg State (H) *	W	8-3
A. 10	Pittsburg State (H) *	W	17-16
	Pittsburg State (H) *	W	15-5
A. 18	Lincoln University (A) *	L	2-4
	Lincoln University (A) *	W	10-0
A. 20	Southwest Baptist (H) *	L	5-8
	Southwest Baptist (H) *	L	2-3

\* - MIAA South Division game (11-6-1, 3rd);  
 ~ - MSSC Larry Hickey Classic; # - MSSC Mutt  
 Miller Classic; ^ - MSSC Leroy Wilson Classic

1994 -- 31-17

F. 5	University of Oklahoma (A)	L	0-14
F. 11	Oklahoma State (A)	L	3-10
F. 13	Oral Roberts (A)	L (10)	5-6
F. 15	Oklahoma State (A)	L	6-7
F. 16	Univ. of Oklahoma (A)	L	1-9
F. 23	Oral Roberts (A)	L	12-16
F. 27	Nebraska-Kearney (H)	W	10-5
	Nebraska-Kearney (H)	W	7-2
M. 2	University of Arkansas (A)	L	3-10
M. 5	Wayne State (H)	W	3-
	Wayne State (H)	W	16-1
M. 6	Huron University (N) @	W	22-6
M. 14	Dallas Baptist (A) @	L	0-3
	Dallas Baptist (A) @	L	6-7
M. 15	East Central (N) @	L	2-7
	Dallas Baptist (A) @	L	4-6
M. 16	Washburn University (H) #	L	3-5
	Washburn University (H) #	W	6-5
M. 17	Morningside College (H) #	W	14-3
M. 19	Teikyo Westmar (H) #	W	19-3
	Lincoln University (H) *	W	15-4
	Lincoln University (H) *	W	8-0
M. 20	Morningside College (H) #	W	7-5
	Lincoln University (H) *	W	21-9
	Lincoln University (H) *	W	8-5
M. 21	Nebraska-Omaha (H) ^	W	8-7
	Minnesota-Morris (H) ^	W	12-10
M. 22	Minnesota-Morris (H) ^	W	19-10
	Nebraska-Omaha (H) ^	W	13-0
M. 23	Missouri Western (H) ^	W	6-5
M. 25	Pittsburg State (A) *	W	17-6
A. 1	Missouri-Rolla (H) *	W	13-1
	Missouri-Rolla (H) *	W	17-0
A. 2	Missouri-Rolla (H) *	W	4-2
	Missouri-Rolla (H) *	W	11-2
A. 8	SIU-Edwardsville (A)	W	4-3
	SIU-Edwardsville (A)	W	7-3
A. 9	Missouri-St. Louis (A) *	L	7-8
	Missouri-St. Louis (A) *	W	4-1
A. 15	Southwest Baptist (H) *	W	8-4
	Southwest Baptist (H) *	W	9-2
A. 16	Southwest Baptist (A) *	L	0-10
	Southwest Baptist (A) *	L	4-5
A. 23	Northeast Missouri (H) !	W	4-0
	Northeast Missouri (H) !	W	9-1
A. 29	Pittsburg State (N) !	W	8-7
Ma. 1	Missouri-St. Louis (N) !	L	3-8
Ma. 1	Central Missouri State (A) !	L	0-11
* - MIAA South Division game (12-3, 1st); @ - at			
Dallas Baptist Classic; ^ - MSSC Leroy Wilson Classic;			
Miller Classic; ! - MSSC Tournament (3-2, 3rd)			

\* \* \* \* \*

1995 -- 43-13

F. 4	University of Oklahoma (A)	L	4-12
F. 7	Oklahoma State (A)	L	6-16
F. 10	University of Arkansas (A)	L	4-5
M. 5	Northeastern State (H) +	W	3-2
	South Dakota State (H) +	W	5-1
M. 6	South Dakota State (H) +	W	8-5
	Northeast Missouri (H) +	W	12-6
M. 9	Northwest Missouri (H) +	W	20-14
M. 10	South Dakota State (H) +	W	9-0
	South Dakota State (H) +	W	4-3
M. 12	Northeastern State (H) #	L	7-12
	Northeastern State (H) #	L	11-12
M. 13	Wisconsin-Superior (H) #	W	10-1
	Wisconsin-Superior (H) #	W	10-3
M. 15	Washburn University (H) #	W	8-6
	Washburn University (H) #	W	8-7
M. 16	Avila College (H) #	W	10-9
	Avila College (H) #	W	9-5
M. 17	Pittsburg State (H) *	W	6-2
	Pittsburg State (H) *	W	(10) 5-4

M. 18	Pittsburg State (H) *	W	8-7
	Pittsburg State (H) *	W	7-2
M. 19	Augustana College (H) ^	W	3-2
	Augustana College (H) ^	W	9-3
M. 20	Augustana College (H) ^	W	14-2
M. 22	Missouri Western (H) ^	W	16-6
M. 22	Nebraska-Omaha (H) ^	W	12-1
M. 23	Nebraska-Omaha (H) ^	W	7-3
M. 24	Augustana College (H) ^	W	4-3
M. 25	Missouri-St. Louis (H) *	W (11)	6-5
	Missouri-St. Louis (H) *	W	7-6
M. 26	Missouri-St. Louis (H) *	L	9-12
	Missouri-St. Louis (H) *	W	11-5
A. 1	Missouri-Rolla (A) *	W	10-3
	Missouri-Rolla (A) *	W	4-1
A. 2	Missouri-Rolla (A) *	W	14-5
	Missouri-Rolla (A) *	W	12-0
A. 3	Northeast Missouri (A)	W	8-2
	Northeast Missouri (A)	W	4-2
A. 7	Southwest Baptist (H) *	W	12-4
	Southwest Baptist (H) *	W	6-5
A. 8	Southwest Baptist (H) *	W	9-4
	Southwest Baptist (H) *	L	8-10
A. 14	Lincoln University (A) *	W	11-2
	Lincoln University (A) *	L	2-11
A. 15	Lincoln University (A) *	W	13-3
	Lincoln University (A) *	W	18-2
A. 19	Univ. of Oklahoma (A)	L	0-1
A. 22	Missouri Western (H) !	W	12-0
A. 25	Missouri Western (H) !	W	9-3
A. 28	Missouri-St. Louis (H) !	W (11)	6-5
Ma. 5	Central Missouri (H) !	L (10)	2-3
Ma. 13	Missouri-St. Louis (H) !	W	5-3
	Central Missouri (H) !	L	12-18
Ma. 19	South Dakota State (N) \$	L	4-14
	Central Missouri (A) \$	L	2-3
* - MIAA South Division game (17-3, 1st); + - MSSC Larry Hickey Classic; # - MSSC Mutt Miller Classic; ^ - MSSC Leroy Wilson Classic; ! - MIAA Tournament (4-2, 2nd); \$ - NCAA Division II Regional (0-2)			

1996 -- 32-23

F. 7	University of Arkansas (A)	L	2-15
F. 10	University of Oklahoma (A)	L	7-13
F. 17	Northeastern State (A)	L	4-5
	Northeastern State (A)	L	3-6
M. 5	Oral Roberts (A)	L	3-5
M. 6	Northwest Missouri (H)	W	5-3
M. 9	Quincy University (H) +	L	10-11
M. 10	Quincy University (H) +	L	2-4
	Northeastern State (H) +	L	5-15
M. 11	Morningside College (H) +	L	15-17
M. 12	Morningside College (H) +	L	3-5
M. 13	Washburn University (H) +	W	17-1
	West Texas A&M (H) +	W	4-1
M. 15	Northeast Missouri (H) +	W	6-5
M. 17	Oakland University (H) #	W	4-3
	Northeast Missouri (H) #	W	9-8
M. 18	Nebraska-Omaha (H) #	W	3-1
	Arkansas Tech (H) #	L	6-7
M. 20	Minnesota-Morris (H) #	W	11-1
M. 21	Northern Colorado (H) #	W	11-3
	Nebraska-Omaha (H) #	W	8-7
M. 22	Minnesota-Morris (H) #	W	8-3
	Northern Colorado (H) #	W	5-2
M. 24	Missouri-St. Louis (A) *	W	7-6
	Missouri-St. Louis (A) *	L	2-6
M. 29	Northeastern State (H)	W	15-13
M. 30	Missouri-Rolla (H) *	L	8-9
	Missouri-Rolla (H) *	W	12-1
M. 31	Missouri-Rolla (H) *	W	5-4
	Missouri-Rolla (H) *	W	4-0
A. 5	Southwest Baptist (A) *	W	10-1
	Southwest Baptist (A) *	W (10)	4-3
A. 6	Southwest Baptist (A) *	W	6-4
	Southwest Baptist (A) *	W	6-4
A. 9	Northwest Missouri (A)	W	5-0
	Northwest Missouri (A)	W	3-2
A. 10	Missouri Western (A)	W	6-0
	Missouri Western (A)	L	1-2
A. 13	Lincoln University (H) *	W	11-6
	Lincoln University (H) *	L	8-9
A. 14	Lincoln University (H) *	W	22-9
	Lincoln University (H) *	W	6-4
A. 16	University of Arkansas (A)	L	2-4



# Year-By-Year Results

A. 17	Emporia State (A)	L	2-10
	Emporia State (A)	W	20-3
A. 18	Washburn University (A)	W	19-9
A. 19	Pittsburg State (A) *	L (10)	7-10
A. 20	Pittsburg State (A) *	L	4-5
	Pittsburg State (A) *	L	3-6
A. 21	Pittsburg State (A) *	W	16-5
A. 26	Northwest Missouri (N) !	W (10)	9-8
	Central Missouri (N) !	L	7-14
A. 27	Northwest Missouri (N) !	L	7-10
Ma. 5	Oklahoma State (A)	L	2-17
Ma. 6	Oklahoma State (A)	W (11)	4-3

\* - MIAA South Division game (12-6, 2nd);  
+ - MSSC Larry Hickey Classic; # - MSSC Mutt  
Miller Classic; +- MIAA Tournament (1-2)

## 1997 -- 27-23-1

F. 2	Oklahoma State (A)	L	2-9
F. 11	University of Arkansas (A)	L	1-24
F. 15	Northeastern State (A)	W	3-2
	Northeastern State (A)	T	11-11
M. 1	SIU-Edwardsville (H)	L	8-12
	SIU-Edwardsville (H)	L	9-11
M. 3	Bemidji State (H) +	W	14-7
	Bemidji State (H) +	W	15-1
M. 4	University of Oklahoma (A)	L	2-20
M. 5	Bemidji State (H) +	W	8-3
M. 7	Fort Hays State (H) +	L	3-14
	Hillsdale College (H) +	L	5-6
M. 8	Northeastern State (H) +	W	8-6
M. 9	Morningside College (H) #	W	10-7
	Morningside College (H) #	W	13-4
M. 12	Central Missouri (H) *	L	3-13
	Central Missouri (H) *	L	3-5
M. 14	Morningside College (H) #	W	17-7
	Morningside College (H) #	W	9-5
M. 18	Emporia State (A) *	L	3-15
M. 19	Missouri-St. Louis (H)	W	10-5
M. 22	Missouri-Rolla (A) *	W (10)	10-8
	Missouri-Rolla (A) *	L	3-9
M. 23	Missouri-Rolla (A) *	W (11)	14-9
M. 24	Wisconsin-River Falls (H) ^	W	17-2
	Minnesota-Morris (H) ^	W	7-5
M. 26	Missouri Western (H) *	L	1-6
	Missouri Western (H) *	W	13-4
M. 27	Nebraska-Omaha (H) ^	L	8-22
	Nebraska-Omaha (H) ^	W	9-2
M. 28	Southwest Baptist (H) *	W	16-9
	Southwest Baptist (H) *	W	7-6
M. 29	Southwest Baptist (H) *	W	9-2
A. 1	Northwest Missouri (A) *	L	8-20
	Northwest Missouri (A) *	W	9-6
A. 2	University of Arkansas (A)	L	8-12
A. 6	Lincoln University (A) *	W	11-2
A. 7	Lincoln University (A) *	W	13-3
A. 9	Truman State (H) *	W	12-9
	Truman State (H) *	W	8-3
A. 12	Pittsburg State (H) *	L	11-12
A. 13	Pittsburg State (H) *	W	9-8
	Pittsburg State (H) *	L	5-16
A. 14	Oral Roberts (A)	L	2-12
	Oral Roberts (H)	L	5-19
A. 16	Washburn University (A) *	L	3-8
	Washburn University (A) *	L	5-6
A. 25	Washburn University (A) !	L	2-13
	Missouri Western (N) !	W (10)	7-6
A. 26	Washburn University (A) !	W	7-2
	Central Missouri (N) !	L	9-14

\* - MIAA game (12-10); + - MSSC Larry Hickey  
Classic; # - MSSC Mutt Miller Classic; ^ - MSSC  
Leroy Wilson Classic; ! - MIAA Tournament (2-2)

## 1998 -- 21-20

F. 7	University of Oklahoma (A)	L	7-20
F. 8	University of Oklahoma (A)	L	7-19
F. 11	University of Arkansas (A)	L	5-24
F. 18	Oral Roberts (A)	W	12-4
F. 24	Northeastern State (A)	L	2-4
	Northeastern State (A)	L	13-17
F. 28	SIU-Edwardsville (H)	L	6-11
	SIU-Edwardsville (H)	W	13-11
M. 4	Bemidji State (H) +	W	18-0
	Bemidji State (H) +	W	16-1
M. 6	Bemidji State (H) +	L	1-3
M. 13	Missouri-St. Louis (H) +	L	3-11
	Missouri-St. Louis (H) +	W	6-5

M. 18	Wisconsin-River Falls (H) #	W	12-3
	Wisconsin-Parkside (H) #	W	17-7
	Wisconsin-Parkside (H) #	W	12-7
M. 24	Emporia State (H) *	L (8)	8-10
	Emporia State (H) *	L	1-8
M. 25	Missouri Western (A) *	W	11-7
	Missouri Western (A) *	W	2-1
M. 26	Nebraska-Omaha (A) #	W	27-23
M. 28	Southwest Baptist (A) *	L	6-7
	Southwest Baptist (A) *	L	10-13
M. 29	Northeastern State (H) #	L	4-11
A. 2	Northwest Missouri (H) *	W	11-9
	Northwest Missouri (H) *	W	9-6
A. 4	Lincoln University (H) *	W	6-2
	Lincoln University (H) *	W	10-1
A. 5	Lincoln University (H) *	W	8-5
A. 10	Pittsburg State (A) *	L	4-7
A. 11	Pittsburg State (A) *	L	9-18
	Pittsburg State (A) *	W	12-8
A. 15	Washburn University (H) *	W	8-4
	Washburn University (H) *	W	9-2
A. 22	University of Arkansas (A)	L	2-11
	Central Missouri (A) *	L	2-13
	Central Missouri (A) *	L	6-11
A. 24	Missouri-Rolla (H) *	W	16-2
	Missouri-Rolla (H) *	W	17-15
Ma. 2	Emporia State (A) !	L	2-6
	Emporia State (A) !	L	4-9

\* - MIAA game (12-8); + - MSSC Larry  
Hickey Classic; # - MSSC Mutt Miller  
Classic; ! - MIAA Tournament (0-2)

## 1999 -- 11-32

F. 6	University of Arkansas (A)	L	6-7
F. 7	Oklahoma State (A)	L	1-22
F. 13	Oral Roberts (A)	L	2-23
F. 14	Oral Roberts (A)	L	7-16
F. 27	SIU-Edwardsville (A)	W	4-2
F. 28	SIU-Edwardsville (A)	L	2-6
	SIU-Edwardsville (A)	L	0-9
M. 10	Missouri-St. Louis (H)	L	0-6
	Missouri-St. Louis (H)	L	1-3
M. 11	Jamestown College (H) #	W	14-5
M. 17	Bemidji State (H) #	W	3-2
	Morningside College (H) #	W	10-8
M. 18	Morningside College (H) #	L	2-4
M. 19	Morningside College (H) #	L	7-8
M. 20	Missouri Western (H) *	W	13-10
	Grand View College (H) #	L	5-11
M. 21	Grand View College (H) ^	L	5-10
	Grand View College (H) ^	L	12-15
	Missouri Western (H) *	L	6-7
M. 23	Minnesota-Morris (H) ^	W	12-1
	Minnesota-Morris (H) ^	W	12-2
M. 24	Lincoln University (A) *	L	4-5
	Lincoln University (A) *	L	4-5
M. 25	Augustana College (H) ^	L	8-10
	Augustana College (H) ^	L	3-7
M. 26	Dallas Baptist (H) ^	L	4-10
M. 27	Northwest Missouri (A) *	L (10)	10-11
	Northwest Missouri (A) *	L	0-8
M. 28	Northwest Missouri (A) *	W	16-15
M. 31	Pittsburg State (H) *	W	7-6
	Pittsburg State (H) *	L	6-19
A. 2	Truman State (H) *	L	1-7
	Truman State (H) *	L	8-10
A. 10	Washburn University (A) *	L	9-14
	Washburn University (A) *	L	2-6
A. 11	Washburn University (A) *	L	5-16
A. 17	Central Missouri (H) *	L	4-17
	Central Missouri (H) *	L	10-13
A. 18	Central Missouri (H) *	L	3-13
A. 20	Southwest Baptist (H) *	W	2-0
	Southwest Baptist (H) *	L	8-9
A. 26	Emporia State (A) *	L	3-8
	Emporia State (A) *	W	6-2

\* - MIAA game (5-16); # - MSSC Mutt Miller  
Classic; ^ - MSSC Leroy Wilson Classic

## 2000 -- 32-23-1

F. 5	University of Arkansas (A)	L	5-18
F. 9	University of Oklahoma (A)	L	1-7
F. 11	Dallas Baptist (A)	L	2-3
F. 12	Dallas Baptist (A)	L	7-8
	Dallas Baptist (A)	W	9-6
F. 29	Oklahoma State (A)	W	14-9
M. 4	Oral Roberts (A)	L	2-14

M. 5	Oral Roberts (A)	L	6-7
M. 7	Oklahoma State (A)	L	2-19
M. 8	Northern State (H) +	W	18-4
	Northern State (H) +	W	16-0
M. 9	Jamestown College (H) +	W	12-0
M. 10	Jamestown College (H) +	W	6-2
	Missouri-St. Louis (H) +	T (11)	2-2
M. 12	Morningside College (H) #	W	16-15
	Mount Marty (H) #	W	10-9
M. 14	Northeastern State (H) #	L	2-4
M. 15	South Dakota State (H) #	W	6-5
	South Dakota State (H) #	L	2-4
M. 17	South Dakota State (H) #	W	13-7
M. 18	Morningside College (H) #	L	2-9
M. 21	Iowa Wesleyan (H) ^	W	11-2
M. 22	Henderson State (H) ^	W	6-4
	Iowa Wesleyan (H) ^	W	9-2
M. 25	Missouri-Rolla (A) *	W	6-5
	Missouri-Rolla (A) *	W	13-7
M. 26	Pittsburg State (A) *	W	10-7
	Pittsburg State (A) *	W	4-0
M. 30	Missouri-St. Louis (H)	W	10-8
A. 1	Central Missouri (H) *	L	1-4
	Central Missouri (H) *	L	4-6
A. 5	Pittsburg State (A-@) *	W	20-10
	Pittsburg State (A-@) *	W	8-5
A. 8	Northwest Missouri (A) *	W	7-5
	Northwest Missouri (A) *	L	1-7
A. 9	Northwest Missouri (A) *	W	9-5
A. 11	Southwest Baptist (H) *	W	6-3
	Southwest Baptist (H) *	L (10)	1-3
A. 15	Missouri Western (A) *	L	2-3
	Missouri Western (A) *	W	4-3
A. 16	Missouri Western (A) *	W	14-8
A. 19	Central Missouri (A) *	L	1-5
	Central Missouri (A) *	L	3-7
A. 21	Washburn University (A) *	L	8-9
	Washburn University (A) *	L	4-6
A. 22	Washburn University (A) *	L	4-8
A. 29	Emporia State (H) *	W (11)	18-17
	Emporia State (H) *	W	9-2
A. 30	Emporia State (H) *	W	13-7
Ma. 1	Southwest Baptist (A) *	W (8)	10-8
	Southwest Baptist (A) *	L (8)	7-8
Ma. 7	Truman State (H) *	W	5-4
	Truman State (H) *	W	8-2
Ma. 12	Washburn University (N) !	L	4-5
	Northwest Missouri (N) !	W	7-6
Ma. 13	Central Missouri (A) !	L	0-12

\* - MIAA game (17-11); + - MSSC Larry Hickey  
Classic; # - MSSC Mutt Miller Classic; ^ - MSSC  
Leroy Wilson Classic; ! - MIAA Tournament (1-2);  
@ - Southern was home team, but games played at  
Pittsburg because of field conditions at Joe Becker  
Stadium)

## \*\*\*\*\*

## 2001 -- 36-20

F. 4	University of Arkansas (A)	L	6-25
F. 7	Texas Christian (A)	W	9-6
F. 8	Dallas Baptist (A)	L	2-8
F. 9	Dallas Baptist (A)	L	4-8
F. 10	Dallas Baptist (A)	L	1-2
	Dallas Baptist (A)	L	1-7
M. 3	SIU-Edwardsville (A)	L	6-9
	SIU-Edwardsville (A)	W	3-2
M. 4	SIU-Edwardsville (A)	L	0-3
	SIU-Edwardsville (A)	L	6-11
M. 7	OK Panhandle State (H) +	W	13-2
M. 9	Concordia University (H) +	W	5-1
	Concordia University (H) +	W	8-7
M. 11	Northeastern State (H) #	W	9-3
M. 13	Lincoln University (H) #	W	28-10
	Morningside College (H) #	W	5-3
M. 16	McKendree College (H) #	W	9-7
M. 17	Lewis University (H) #	W	2-0
M. 18	Morningside College (H) ^	L	6-8
	Fort Hays State (H) ^	W	10-7
M. 19	Midland Lutheran (H) ^	W	13-4
M. 20	Southwest Baptist (H) *	W	3-2
	Southwest Baptist (H) *	W	12-8
M. 22	Sioux Falls (H)	W	13-7
M. 24	Missouri-Rolla (A) *	L	10-17
	Missouri-Rolla (A) *	L	9-17
M. 25	Pittsburg State (H) *	L	2-3
	Pittsburg State (H) *	W	9-4
M. 28	Missouri-Rolla (H) *	W	2-0

M. 31	Central Missouri (A) *	L	5-8
	Central Missouri (A) *	L	7-15
A. 4	Pittsburg State (A) *	W	15-2
	Pittsburg State (A) *	W	4-3
A. 7	Northwest Missouri (A) *	L	2-17
	Northwest Missouri (A) *	W	11-8
A. 8	Northwest Missouri (A) *	W	3-1
A. 10	Southwest Baptist (A) *	W	22-1
	Southwest Baptist (A) *	W	9-0
A. 13	Missouri Western (H) *	W	10-0
	Missouri Western (H) *	W	9-6
A. 14	Missouri Western (H) *	W	12-9
A. 18	Central Missouri (H) *	L	5-10
	Central Missouri (H) *	W	12-6
A. 21	Washburn University (H) *	W	5-4
	Washburn University (H) *	W	6-5
A. 22	Washburn University (H) *	W	11-1
A. 28	Emporia State (A) *	W	9-6
	Emporia State (A) *	W	19-18
A. 29	Emporia State (A) *	W	16-1
Ma. 11	Washburn Univ. (N) !	W (10)	3-2
Ma. 12	Central Missouri (A) !	L	3-4
	Washburn University (N) !	W	14-12
Ma. 13	Central Missouri (A) !	L	3-7
Ma. 18	Central Missouri (A) \$	L	7-9
	MN State-Mankato (N) \$	L	5-9

\* - MIAA Game (21-7, 2nd); + - MSSC Larry  
Hickey Classic; # - MSSC Mutt Miller Classic;  
^ - MSSC Leroy Wilson Classic; ! - MIAA  
Tournament (2-2, 2nd); \$ - NCAA Central Regional  
Tournament (0-2, 4th)

## \*\*\*\*\*

## 2002 -- 29-20

F. 8	Dallas Baptist (A)	L	4-9
F. 9	Dallas Baptist (A)	L	10-25
F. 9	Dallas Baptist (A)	W	14-7
F. 11	University of Arkansas (A)	L	1-13
F. 15	Oral Roberts (A)	L	1-7
F. 16	Oral Roberts (A)	W	2-0
F. 17	Oral Roberts (A)	L (11)	7-8
M. 10	Grandview (H)	L	3-4
M. 11	Missouri-St. Louis (H)	W	3-0
M. 11	South Dakota State (H)	W	20-3
M. 11	Morningside (H)	W	3-2
M. 12	Lincoln (H)	L	1-9
M. 14	South Dakota State (H)	W	16-15
M. 15	Metro State (H)	L	2-9
M. 17	Northeastern State (H)	W	2-1
M. 20	Wisconsin-Stout (H)	W	5-2
M. 21	Wisconsin-Stout (H)	W	7-4
M. 21	Wisconsin-Superior (H)	W	15-1
M. 23	Missouri-Rolla (A) *	W	3-0
M. 23	Missouri-Rolla (A) *	W	5-0
M. 24	Pittsburg State (A) *	W	22-5
M. 24	Pittsburg State (A) *	L (8)	5-6
M. 25	Augustana (H)	L	3-14
M. 27	Missouri-Rolla (H) *	L	6-14
M. 27	Missouri-Rolla (H) *	W	5-4
M. 29	Central Missouri (H) *	W (8)	4-3
M. 29	Central Missouri (H) *	L	4-7
A. 3	Pittsburg State (H) *	L (8)	4-5
A. 3	Pittsburg State (H) *	L (11)	0-2
A. 6	Northwest Missouri (H) *	W	9-8
A. 6	Northwest Missouri (H) *	W	6-1
A. 9	Southwest Baptist (H) *	W	8-0
A. 9	Southwest Baptist (H) *	W	12-3
A. 13	Missouri Western (A) *	L	3-8
A. 13	Missouri Western (A) *	W	5-1
A. 14	Missouri Western (H) *	W	13-3
A. 17	Central Missouri (A) *	L	3-12
A. 17	Central Missouri (A) *	L	10-11
A. 21	Washburn (A) *	W	10-7
A. 21	Washburn (A) *	W	6-2
A. 26	Emporia State (H) *	W	7-3
A. 26	Emporia State (H) *	W	3-2
A. 27	Emporia State (H) *	W	9-2
Ma. 4	Truman (H) *	W	4-3
Ma. 4	Truman (H) *	W	7-5
Ma. 5	Truman (H) *	L	1-7
Ma. 10	Pittsburg State (N) !	W (12)	8-7
Ma. 11	Central Missouri (A) !	L	5-11
* - MIAA Game (18-9, 2nd); # - MSSC Mutt Miller Classic; ^ - MSSC Leroy Wilson Classic; ! - MIAA Tournament (1-1, remainder of tournament was rained out)			



# Year-By-Year Results

2003 -- 27-23

F. 6	Dallas Baptist (A)	L	1-4
F. 7	Dallas Baptist (A)	L	6-16
F. 8	Dallas Baptist (A)	L	0-8
F. 8	Dallas Baptist (A)	L	3-11
F. 22	Quincy (H)	W	3-2
F. 22	Quincy (H)	W	1-0
F. 22	Oklahoma Panhandle (H)	W	12-0
M. 2	Grand Valley State (H) %	W	5-0
M. 2	Grand Valley State (H) %	L	1-7
M. 3	South Dakota State (H) %	W	8-2
M. 3	Grand Valley State (H) %	L	5-8
M. 8	South Dakota State (H) %	L	8-12
M. 10	Morningside (H) #	W	6-4
M. 12	Lincoln (H) #	W	4-1
M. 12	Lincoln (H) #	W	7-1
M. 13	Northern State (H) #	W	6-1
M. 16	Wisconsin-Superior (H) ^	W	17-2
M. 18	Southwest Baptist (H) *	W	5-4
M. 18	Southwest Baptist (H) *	W	5-1
M. 19	Oral Roberts (A)	L	2-6
M. 22	Missouri-Rolla (A) *	L	3-9
M. 22	Missouri-Rolla (A) *	W	14-10
M. 23	Pittsburg State (H) *	W	11-2
M. 23	Pittsburg State (H) *	W	6-2
M. 25	Sioux Falls (H)	W	11-4
M. 25	Sioux Falls (H)	W	6-2
M. 26	Missouri-Rolla (H) *	W	7-2
M. 26	Missouri-Rolla (H) *	W	7-6
M. 31	Central Missouri (A) *	L	4-5
M. 31	Central Missouri (A) *	L	3-6
A. 2	Pittsburg State (A) *	W	5-3
A. 2	Pittsburg State (A) *	L	8-9
A. 5	Northwest Missouri (H) * W(13)	4-3	
A. 5	Northwest Missouri (H) *	L	4-5
A. 9	Southwest Baptist (A) *	W	10-4
A. 10	Southwest Baptist (A) *	L	1-3
A. 12	Missouri Western (H) *	W	10-7
A. 12	Missouri Western (H) *	W(12)	10-9
A. 13	Missouri Western (H) *	L	14-21
A. 18	Washburn (H) *	L	1-9
A. 18	Washburn (H) *	W	8-6
A. 19	Washburn (H) *	W	8-6
A. 22	Central Missouri (H) *	L	4-6
A. 22	Central Missouri (H) *	L	1-4
A. 26	Emporia State (A) *	L	6-7
A. 26	Emporia State (A) *	L	9-10
A. 27	Emporia State (A) *	L	2-12
A. 29	Arkansas (A)	L	3-7
Ma. 3	Truman (A) *	W	5-4
Ma. 3	Truman (A) *	L	2-5

\* - MIAA Game (15-14, T-5th); % - MSSU  
Larry Hickey Classic; # - MSSC Mutt Miller  
Classic; ^ - MSSC Leroy Wilson Classic.

\* - MIAA Game (15-14, T-5th); % - MSSU Larry Hickey Classic; # - MSSC Mutt Miller Classic; ^ - MSSC Leroy Wilson Classic.

2004 -- 20-28

F. 13	Oral Roberts (A)	L	0-13
F. 14	Oral Roberts (A)	L	1-10
F. 15	Oral Roberts (A)	L	1-11
F. 27	SIU-Edwardsville (H) %	W	2-1
F. 28	SIU-Edwardsville (H) %	W	7-3
M. 1	Grand Valley State (H) %	L	6-17
M. 1	Grand Valley State (H) %	W	3-2
M. 2	Northwestern (Iowa) (H) %	W	7-1
M. 2	Northwestern (Iowa) (H) %	W	2-0
M. 2	Findlay (Ohio) (H) %	L	1-3
M. 6	Grand View (Iowa) (H) %	L	4-10
M. 6	Morningside (Iowa) (H) %	L	2-5
M. 7	Grand View (Iowa) (H) #	L	3-4
M. 8	Mt. Marty (S.D.) (H) #	W	13-3
M. 9	Morningside (Iowa) (H) #	L	3-5
M. 11	Northern State (H) #	W	3-1
M. 12	Morningside (Iowa) (H) #	W	6-3
M. 14	Waldorf (Iowa) (H) #	W	5-4
M. 17	Southern Arkansas (H) ^	L	2-9
M. 19	Northeastern State (H) ^	W	7-6
M. 19	Northeastern State (H) ^	L	1-11
M. 20	Missouri-Rolla (A) *	W	11-10
M. 20	Missouri-Rolla (A) *	W	10-6
M. 21	Pittsburg State (A) *	L	7-12
M. 21	Pittsburg State (A) *	L	0-5
M. 24	Missouri-Rolla (H) *	L	3-5
M. 24	Missouri-Rolla (H) *	L	7-13
M. 27	Central Missouri (H) *	L	5-17
M. 31	Pittsburg State (H) *	W	6-5
M. 31	Pittsburg State (H) *	W	6-5
A. 2	Northwest Missouri (H) *	L	3-4

A. 3	Northwest Missouri (H) *	L	0-12
A. 3	Northwest Missouri (H) *	L	1-3
A. 6	Southwest Baptist (H) *	W	6-0
A. 6	Southwest Baptist (H) *	W	6-4
A. 9	Missouri Western (A) *	W	2-1
A. 10	Missouri Western (A) *	W	5-2
A. 10	Missouri Western (A) *	L	1-2
A. 14	Central Missouri (H) * \$	L	2-16
A. 14	Central Missouri (A) *	W	3-1
A. 14	Central Missouri (A) *	L	2-5
A. 16	Washburn (A) *	W	8-7
A. 16	Washburn (A) *	L	3-10
A. 17	Washburn (A) *	L	6-14
A. 25	Emporia State (H) *	L	7-8
A. 25	Emporia State (H) *	L	4-9
Ma. 2	Truman (H) *	L	2-5
Ma. 2	Truman (H) *	L	6-10

\* MIAA game (10-17, 7th) % - MSSU-Larry Hickey Classic; # - MSSU Mutt Miller Classic; ^ - MSSU Leroy Wilson Classic;

\$ - Suspended game completed in Warrensburg but started March 27 in Joplin.

2005 -- 24-28

F. 11	Oral Roberts (A)	L	0-15
F. 12	Oral Roberts (A)	L	0-8
F. 13	Oral Roberts (A)	L	4-13
M. 5	Grand View (H) %	W	13-1
M. 5	Grand View (H) %	W	9-1
M. 6	Grand View (H) %	L	8-9
M. 7	Grand Valley State (H) %	L	3-8
M. 7	Grand Valley State (H) %	L	5-7
M. 9	Mount Marty (H) %	W	14-3
M. 10	William Penn (H) %	L	12-16
M. 11	Northern State (H) %	W	17-4
M. 12	Morningside (H) #	L	3-7
M. 13	Waldorf (H) #	W	19-10
M. 14	Morningside (H) #	L	5-9
M. 18	Washburn (H) #	L	1-4
M. 18	Missouri Western (H) #	W	11-8
M. 19	Southwest Baptist (H) *	L	2-7
M. 19	Southwest Baptist (H) *	L	5-7
M. 23	Southern Arkansas (H) ^	L	1-3
M. 23	Southern Arkansas (H) ^	W	8-3
M. 25	Nebraska-Omaha (H) ^	L	0-2
M. 25	Nebraska-Omaha (H) ^	L	0-2
M. 26	Missouri-Rolla (H) *	W	7-0
M. 26	Missouri-Rolla (H) *	W	5-2
M. 28	Pittsburg State (H) *	W	3-1
M. 28	Pittsburg State (H) *	L	1-11
M. 29	Sioux Falls (H) ^	W	7-4
M. 29	Sioux Falls (H) ^	W	13-3
M. 30	Missouri-Rolla (A) *	W	8-5
M. 30	Missouri-Rolla (A) *	L	7-13
A. 2	Central Missouri (A) *	L	3-14
A. 2	Central Missouri (A) *	L	5-6
A. 9	Northwest Missouri (A) *	W	2-0
A. 9	Northwest Missouri (A) *	W	4-2
A. 10	Northwest Missouri (A) *	L	2-13
A. 15	Missouri Western (H) *	L	8-10
A. 16	Missouri Western (H) *	L	7-12
A. 16	Missouri Western (H) *	L	6-8
A. 18	Pittsburg State (A) *	L	5-15
A. 20	Central Missouri (H) *	L	0-7
A. 20	Central Missouri (H) *	W	7-4
A. 23	Washburn (H) *	W	6-2
A. 23	Washburn (H) *	W	5-4
A. 24	Washburn (H) *	W	6-1
A. 29	Emporia State (A) *	W	9-4
A. 29	Emporia State (A) *	L	6-8
Ma. 1	Emporia State (A) *	L	5-15
Ma. 3	Southwest Baptist (A) *	W	9-4
Ma. 3	Southwest Baptist (A) *	W	13-6
Ma. 7	Truman (A) *	W	7-3
Ma. 7	Truman (A) *	L	3-5
Ma. 8	Truman (A) *	W	5-1

\* MIAA game (15-15, 6th) % - MSSU-Larry Hickey Classic; # - MSSU Mutt Miller Classic; ^ - MSSU Leroy Wilson Classic.

2006 -- 11-39

F. 10	Oral Roberts (A)	L	2-9
F. 11	Oral Roberts (A)	L	0-14
F. 12	Oral Roberts (A)	L	0-16
F. 24	SIU-Edwardsville (A)	L	0-9
F. 25	SIU-Edwardsville (A)	L	2-4
F. 26	SIU-Edwardsville (A)	L	1-12
M. 4	Morningside (H)	W	7-2

M. 5	Grand Valley State (H)	L	1-15
M. 5	Morningside (H)	W	16-3
M. 6	Grand Valley State (H)	L	3-8
M. 6	Morningside (H)	W	9-6
M. 7	Southwest Baptist (A) *	L	4-5
M. 7	Southwest Baptist (A) *	L	3-6
M. 8	Northern State (H)	W	13-8
M. 9	Grand Valley State (H)	L	2-6
M. 11	Grand Valley State (H)	L	1-3
M. 16	Wisconsin-Platteville (H)	L	8-16
M. 16	Truman (H)	L	3-4
M. 17	Bluefield State (H)	W	16-3
M. 25	Nebraska-Omaha (H)	L	4-6
M. 25	Nebraska-Omaha (H)	L	2-5
M. 26	Pittsburg State (A) *	L	7-12
M. 26	Pittsburg State (A) *	L	1-10
M. 28	Sioux Falls (S.D.) (H)	L	10-13
A. 1	Central Missouri (H) *	L	2-4
A. 1	Central Missouri (H) *	L	9-18
A. 5	Pittsburg State (H) *	W	14-10
A. 5	Pittsburg State (H) *	L	6-14
A. 7	NW Missouri State (H) *	L	7-14
A. 8	NW Missouri State (H) *	W	5-4
A. 8	NW Missouri State (H) *	L	0-7
A. 9	NW Missouri State (H) *	L	10-18
A. 11	Southwest Baptist (H) *	L	7-9
A. 11	Southwest Baptist (H) *	W	11-10
A. 14	Missouri Western (A) *	L	6-16
A. 14	Missouri Western (A) *	L	3-6
A. 15	Missouri Western (A) *	L	5-10
A. 15	Missouri Western (A) *	L	2-5
A. 19	Central Missouri (A) *	L	3-6
A. 19	Central Missouri (A) *	L	3-9
A. 21	Washburn (A) *	L	5-6
A. 21	Washburn (A) *	L	11-13
A. 22	Washburn (A) *	L	1-5
A. 22	Washburn (A) *	W	5-4
Ma. 1	Emporia State (A) *	L	1-6
Ma. 1	Emporia State (A) *	L	0-12
Ma. 2	Emporia State (A) *	L	4-13
Ma. 2	Emporia State (A) *	L	3-11
Ma. 7	Truman (H) *	W	4-1
Ma. 7	Truman (H) *	W	2-1

\* MIAA game (6-24, 8th)

2007 -- 18-32

F. 10	Oral Roberts (A)	L	5-14
F. 11	Oral Roberts (A)	L	1-11
F. 27	Minnesota-Duluth (H)	W	14-7
F. 27	Minnesota-Duluth (H)	W	8-2
M. 4	Grand Valley State (H)	L	2-9
M. 4	Grand Valley State (H)	L	2-7
M. 5	Morningside (H)	W	9-7
M. 6	Northern State (H)	L	3-7
M. 7	Northern State (H)	W	12-3
M. 7	Morningside (H)	W	7-3
M. 9	Grand Valley State (H)	L	4-11
M. 10	Grand Valley State (H)	L	6-9
M. 10	Findlay (H)	W	10-7
M. 11	Grandview (H)	L	6-7
M. 14	Wisconsin-Stout (H)	W	14-13
M. 16	Fort Hays State (A) *	W	12-10
M. 17	Fort Hays State (A) *	L	7-12
M. 17	Fort Hays State (A) *	L	2-5
M. 18	Fort Hays State (A) *	L	7-17
M. 24	Washburn (H) *	L	4-6
M. 24	Washburn (H) *	L	1-7
M. 25	Washburn (H) *	W	4-2
M. 25	Washburn (H) *	L	5-9
M. 27	Southwest Baptist (A) *	W	12-7
M. 27	Southwest Baptist (A) *	L	6-9
M. 31	Northwest Missouri (H) *	L	1-5
M. 31	Northwest Missouri (H) *	L	9-14
A. 1	Northwest Missouri (H) *	W	15-6
A. 1	Northwest Missouri (H) *	W	9-8
A. 7	Emporia State (A) *	L	1-8
A. 7	Emporia State (A) *	L	3-9
A. 8	Emporia State (A) *	L	6-7
A. 8	Emporia State (A) *	L	3-5
A. 14	Truman (H) *	W	5-4
A. 15	Truman (H) *	W	9-3
A. 15	Truman (H) *	L	4-6
A. 17	Southwest Baptist (A) *	W	4-0
A. 17	Southwest Baptist (A) *	L	11-12
A. 20	Missouri Western (A) *	L	3-4
A. 21	Missouri Western (A) *	L	2-6

A. 21	Missouri Western (A) *	L	0-17
A. 22	Missouri Western (A) *	L	10-13
A. 27	Central Missouri (A) *	L	0-10
A. 28	Central Missouri (A) *	L	0-13
A. 28	Central Missouri (A) *	L	1-8
A. 29	Central Missouri (A) *	L	2-12
M. 4	Pittsburg State (A) *	W	10-7
M. 5	Pittsburg State (A) *	W	11-9
M. 5	Pittsburg State (A) *	W	6-5
M. 6	Pittsburg State (A) *	L	1-9

\* MIAA game (11-24, 9th)



Bryce Darnell  
2008-present  
19-33 (.365)

2008 -- 19-33

F. 9	Northeastern State (A)	W	7-4
F. 9	Northeastern State (A)	L	3-11
F. 12	Central Oklahoma (A)	L	0-12
F. 13	Cameron (A)	L	5-12
F. 13	Cameron (A)	L	2-14
M. 1	Southern Arkansas (H)	L	4-22
M. 1	Southern Arkansas (H)	L	3-18
M. 2	Southern Arkansas (H)	L	9-17
M. 5	Grand Valley State (H)	L	8-9
M. 6	Grand Valley State (H)	L	5-17
M. 8	Ouachita Baptist (A)	L	4-5
M. 9	Ouachita Baptist (A)	L	2-12
M. 9	Ouachita Baptist (A)	L	1-6
M. 10	Indianapolis (H)	H	15-2
M. 14	Pittsburg State (A) *	L	4-5
M. 15	Pittsburg State (A) *	W	6-5
M. 16	Pittsburg State (A) *	W	7-1
M. 16	Pittsburg State (A) *	L	2-6
M. 20	Fort Hays State (H) *	W	15-6
M. 21	Fort Hays State (H) *	L	1-16
M. 21	Fort Hays State (H) *	L	11-24
M. 22	Fort Hays State (H) *	W	14-4
M. 28	Washburn (A) *	W	6-5
M. 28	Washburn (A) *	L	6-16
M. 29	Washburn (A) *	W	7-3
M. 29	Washburn (A) *	L	3-6
A. 1	Southwest Baptist (H) *	W	13-8
A. 1	Southwest Baptist (H) *	W	14-7
A. 4	Northwest Missouri (A) *	L	8-10
A. 5	Northwest Missouri (A) *	W	3-1
A. 5	Northwest Missouri (A) *	W	7-2
A. 6	Northwest Missouri (A) *	L	0-10
A. 11	Emporia State (H) *	L	1-9
A. 12	Emporia State (H) *	L	1-12
A. 12	Emporia State (H) *	L	2-10
A. 13	Emporia State (H) *	L	2-15
A. 15	Southwest Baptist (A) *	W	14-6
A. 15	Southwest Baptist (A) *	W	10-5
A. 19	Truman State (A) *	L	1-9
A. 19	Truman State (A) *	W	9-3
A. 20	Truman State (A) *	W	14-9

# Individual Records

## BATTING

### Games Played

Season: 63, Colon Kelly, 1986  
Career: 225, Colon Kelly, 1985-88

### At Bats

Game: 9, Mike Allen and Dennis Riffer vs. William Jewell, 5-13-79  
Season: 231, Scott Madden, 1992  
Career: 744, David Fisher, 1989-92

### Runs

Game: 5, Matt Meyr vs. Southwest Baptist, 4-10-01;  
Derrick Walters vs. Nebraska-Omaha, 3-26-98;  
Kevin Koch vs. Northwest Missouri State, 4-29-90; and Mark Handel vs. Culver Stockton, 5-7-87  
Season: 80, Tim Casper, 1991  
Career: 244, Colon Kelly, 1985-88

### Hits

Game: 5, several times, most recently by Kenny Hart vs. Fort Hays State, 3-20-08, Luke Lawver vs. Wisconsin-Stout, 3-14-07, Kyle Knight vs. Sioux Falls, 3-28-06, Matt Meyr vs. Southwest Baptist, 4-10-01 and Nathan Hughes vs. Pittsburg State, 4-4-01  
Season: 92, Bryan Larson, 1992  
Career: 257, David Fisher, 1989-92

### Consecutive Games Hitting Streak:

28 - Bryan Larson, 3-7-92 vs. Southern Illinois-Edwardsville to 4-5-92 vs. Missouri-Rolla

### Doubles

Game: 4, Wayne Wente vs. Southwest Baptist, 4-15-94  
Season: 28, Bryan Larson, 1991  
Career: 62, David Fisher, 1989-92

### Triples

Game: 2, Juan Hernandez vs. Washburn, 4-21-06, Matt Nelson vs. Huron, 3-6-94 and David Fisher vs. Minnesota-Morris, 3-1-90  
Season: 7, Joe Janiak, 1986; Joe Majeski, 1985; and Bob Breig, 1980  
Career: 16, Joe Majeski, 1984-85, 1987

### Home Runs

Game: 3, Mark Baker vs. Central State, 2-28-91  
Season: 16, Jim Baranoski, 1989; Mark Handel, 1987; and Randy Braun, 1981  
Career: 41, Jim Baranoski, 1986-89

### Runs Batted In

Game: 10, Chris Adams vs. Missouri Baptist, 3-23-86  
Season: 76, Bryan Larson, 1991  
Career: 191, David Fisher, 1989-92

### Walks

Game: 4, several times, most recently by Luke Lawver vs. Minnesota-Duluth, 2-27-07, Brett Velliquette vs. Central Missouri, 4-1-06 and Jeremy Hatfield vs. Missouri-St. Louis, 3-30-00  
Season: 83, Red O'Dell, 1979  
Career: 198, Tim Casper, 1988-91

### Sacrifice Hits

Game: 2, several times, most recently by Juan Hernandez vs. Grand Valley State, 3-6-08, Gabe Wyatt vs. Washburn, 3-29-08, Brett Velliquette vs. Northwest Missouri, 4-1-07, Warren Gaydusek vs. Truman, 5-7-06  
Season: 12, Aaron Techlin, 2002  
Career: 21, Rick Berg, 1984-87 and Zack Harpole, 1993-96

### Sacrifice Flies

Game: 3, Matt Meyr vs. Central Missouri, 4-18-01

Season: 10, Bryan Larson, 1991  
Career: 18, David Fisher, 1989-92  
Strikeouts  
Season: 46, Cory Wright, 2000  
Career: 115, Danny Rogers, 1988-90

### Batting Average

Season: .463, Pat McClarty, 1975  
Career: .420, Bryan Larson, 1991-92

### Slugging Percentage

Season: .838, Wayne Wente, 1994 (124 TB, 148 AB)  
Career: .714, Wayne Wente, 1993-94 (187 TB, 262 AB)

### On Base Percentage

Season: .588, Pat McClarty, 1975 (160 PA, 57 H, 37 BB, 0 HP, 0 SF)  
Career: .553, Jody Hunt, 1988-89 (364 PA, 131 H, 36 BB, 4 HP, 5 SF)

### Times Hit By Pitch

Season: 18, David Fisher, 1991  
Career: 43, Danny Pinkerton, 1999-2002

### Stolen Bases

Game: 7, Mike Zirngibl vs. Minn.-Morris, 3-22-94  
Season: 41, Mike Zirngibl, 1994  
Career: 89, Colon Kelly, 1985-88

## FIELDING

### Putouts

Game: 21, Danny Rogers vs. Washburn, 4-28-89  
Season: 444, Clark Wagner (1B), 1992  
Career: 975, Danny Rogers (1B), 1988-90

### Assists

Game: 10, Brad Smith vs. Washburn, 4-26-97  
Season: 174, Scott Madden (SS), 1992  
Career: 555, David Fisher (2B/SS), 1989-92

### Fielding Percentage

Season (min. 70 chances): 1.000 (179 chances, 0 errors), Dennis Shanks, 1986  
Career (min. 280 chances): .990 (823 chances, eight errors), Clark Wagner, 1991-94

### Double Plays

Season: 42, Tim Casper, 1991 and Chris Adams, 1986  
Career: 115, Bobby Braeckel, 1995-98

## PITCHING

### Appearances

Season: 26, Travis McGruder, 1997  
Career: 64, Jake Lawver, 2001-04

### Starts

Season: 15, Dwayne Walters, 1996 and Tim Williams, 1986  
Career: 47, Doug Stockam, 1984-87

### Complete Games

Season: 9, Tim Doss, 1974; Barry Jenkins, 1977 & 1978; and Gary Bradshaw, 1982  
Career: 24, Gary Bradshaw, 1981-83

### Innings Pitched

Game: 11, Dwayne Walters vs. Oklahoma State, 5-6-96 and Gary Bradshaw vs. Missouri Western, 3-12-83  
Season: 98.2, Scott Wright, 1995  
Career: 315, Doug Stockam, 1984-87  
Shutouts  
Season: 5, Barry Jenkins, 1978  
Career: 8, Barry Jenkins, 1977-78

### Saves

Season: 10, Todd Casper, 1992  
Career: 17, Todd Casper, 1990-93

### Fewest Hits Allowed

Game (min. 5 IP): 0, Steve Ketchum vs. Baptist Bible, 4-26-74 (7 IP, 9K, 3BB); Barry Jenkins vs. Columbia, 3-17-78 (7 IP, 15 K, 3 BB), Dave McCaulla vs. Park, 3-31-79 (7 IP, 8 K, 5 BB); Ralph Jackson vs. William Jewell, 3-22-79 (7 IP, 2 K, 3 BB); Trevor Brown vs. Jamestown, 3-10-00 (5 IP, 6 K, 3 BB); Chad Baker vs. Buena Vista, 3-26-92 (5 IP, 4 K, 2 BB); and Jeremy Beres vs. Buena Vista, 3-27-91 (5 IP, 5 K, 2 BB)  
Season (min. 20 IP): 15, Rob Sapko (31.2 IP) and Bill Heine (22 IP), 1995  
Career (min. 80 IP): 77, Mark Stephens (83 IP), 1988-89

### Fewest Earned Runs Allowed

Season (min. 20 IP): 3, Rob Sapko (31.2 IP), 1995  
Career (min. 80 IP): 25, Daniel Ritchhart (95.2 IP), 2004-05

### Fewest Walks Allowed

Season (min. 20 IP): 2, Luke Lawver, (29.1 IP), 2006  
Career (min. 80 IP): 13, Daniel Ritchhart, (95.2 IP), 2004-05

### Most Strikeouts

Game: 20, Tim Luther vs. Central Missouri, 4-26-91  
Season: 94, Tim Luther, 1991  
Career: 206, Doug Stockam, 1984-87

### Most Strikeouts Per Nine Innings

Season: 14.27 (65 K, 41 IP), Ralph Jackson, 1978  
Career: 9.40 (116 K, 111.1 IP), Ralph Jackson, 1978-79

### Lowest Earned Run Average

Season (min. 20 IP): 0.85, Rob Sapko (3 ER, 31.2 IP), 1995  
Career (min 80 IP): 2.13, Tim Doss (33 ER, 139.1 IP), 1972-74

### Victories

Season: 11, Tim Luther, 1991  
Career: 29, Chuck Pittman, 1989-92

### Losses

Season: 10, Michael Meyer, 2006  
Career: 22, Michael Meyer, 2004-07

### Winning Percentage

Season: 1.000, several times, best record 7-0, Matt Auer, 1992  
Career: .842 (16-3), Tim Doss, 1972-74

### Consecutive Scoreless Innings Pitched:

28 - Barry Jenkins, 5-10-78 vs. William Jewell to 5-26-78 vs. David Lipscomb (streak included nine-inning shutout vs. William Jewell [5-26], seven-inning shutout vs. Winona State [5-19], nine inning shutout vs. Emporia State [5-25], and first three innings vs. David Lipscomb [5-28])

### Most Consecutive Shutouts:

3 - Barry Jenkins, nine-inning shutout vs. William Jewell (5-26-78), seven-inning shutout vs. Winona State (5-19-78), and nine inning shutout vs. Emporia State (5-25-78)

# Team Records

## BATTING

**Games Played**  
Season: 63, 1986

**At Bats**  
Game: 61 vs. Missouri-St. Louis, 4-26-92  
Season: 1,855, 1992

**Runs**  
Game: 32 vs. Missouri-St. Louis, 4-26-92  
Season: 538, 1987

**Hits**  
Game: 34 vs. Missouri-St. Louis, 4-26-92  
Season: 635, 1992

**Doubles**  
Game: 9 vs. Wisconsin-Stout, 3-14-07; vs. Northeastern State, 3-29-96; vs. Missouri-St. Louis, 4-26-92; vs. Jamestown, 3-11-92  
Season: 132, 1992

**Triples**  
Game: 5 vs. Huron, 3-6-94  
Season: 28, 1992

**Home Runs**  
Game: 4 vs. Southwest Baptist, 4-15-08; vs. Truman State, 4-20-08; vs. Southwest Baptist, 3-27-07; vs. Missouri-Rolla, 3-20-04; vs. Pittsburg State, 3-5-00; vs. William Jewell, 5-5-89; vs. Culver-Stockton, 5-7-87  
Season: 51, 1989

**Total Bases**  
Game: 52 vs. Missouri-St. Louis, 4-26-92  
Season: 898, 1992 and 1987

**Runs Batted In**  
Game: 30 vs. Missouri-St. Louis, 4-26-92  
Season: 482, 1987

**Walks**  
Game: 18 vs. Harris-Stowe, 3-21-86  
Season: 413, 1987

**Strikeouts**  
Game: 16 vs. Arkansas, 3-2-94  
Season: 342, 1987

**Batting Average**  
Season: .342 (635 hits, 1855 at bats), 1992

**Slugging Percentage**  
Season: .513 (679 total bases, 1323 at bats), 1998

**On Base Percentage**  
Season: .473 (697 on base, 1475 plate app), 1984

**Times Hit By Pitch**  
Game: 6 vs. Jamestown College, 3-9-200  
Season: 71, 2001

**Stolen Bases**  
Game: 10 (of 11) vs. Minnesota-Morris, 3-22-94  
Season: 103 (of 117), 1991

## FIELDING

**Putouts**  
Game: 42 vs. Winona State, 5-16-85  
Season: 1,365, 1991

**Assists**  
Game: 24 vs. Emporia State, 3-29-00  
Season: 624, 1986

**Fewest Errors**  
Season: 70, 1990

**Most Double Plays**  
Game: 4 vs. Morningside, 3-13-01 and vs. Fort Hays State, 4-25-86  
Season: 55, 1991

**Fielding Percentage**  
Season: .958, 1991

## PITCHING

**Complete Games**  
Season: 30, 1986

**Shutouts**  
Season: 10, 1991

**Fewest Hits Allowed**  
Season: 332, 1993

**Fewest Runs Allowed**  
Season: 222, 1991

**Fewest Earned Runs Allowed**  
Season: 164, 1991

**Fewest Walks Allowed**  
Season: 116, 1990

**Most Strikeouts**  
Game: 20 vs. Central Missouri State, 4-26-91  
Season: 408, 1991

**Most Walks Allowed**  
Game: 17 vs. Tarkio College, 5-2-86  
Season: 356, 1986

**Most Strikeouts Per Nine Innings**  
Season: 8.07, 1991 (408 strikeouts, 455 innings)

**Lowest Earned Run Average**  
Season: 3.24, 1991

**Victories**  
Season: 48, 1991 (48-13)

**Losses**  
Season: 39, 2006

**Lowest Opponents Batting Average**  
Season: .243, 1991

**Longest Game:**  
14 innings vs. Winona St., 5-16-85 (MSSU won 5-4)

# Single Game Leaders

**At Bats**  
9 - Mike Allen vs. William Jewell (5-13-79)  
9 - Dennis Riffer vs. William Jewell (5-13-79)  
8 - Doug Adams vs. William Jewell (5-13-79)  
8 - Joe Janiak vs. Culver-Stockton (5-7-87)  
8 - Jason Halvorson vs. Mo.-St. Louis (4-26-96)  
7 - Rich Weisensee vs. William Jewell (5-13-79)  
7 - Joe Bidinger vs. William Jewell (5-13-79)  
7 - Tim Casper vs. Central Michigan (3-11-90)  
7 - Cody Morin vs. Missouri-Rolla (3-23-97)  
7 - R.J. Forth vs. Nebraska-Omaha (3-26-98)  
7 - W.L. Miller vs. Nebraska-Omaha (3-26-98)  
7 - Danny Pinkerton vs. Emporia St. (4-29-00)  
7 - Aaron Techlin vs. Northwest Missouri (4-5-03)  
7 - Nathan Hughes vs. Missouri Western (4-12-03)

**Runs**  
5 - Mark Handel vs. Culver-Stockton (5-7-87)  
5 - Kevin Koch vs. NW Missouri (4-29-90)  
5 - Derrick Walters vs. Nebraska-Omaha (3-26-98)  
4 - many times, most recently by Derek Ezell vs. Truman State, (4-20-08), Luke Lawver vs. Wisconsin-Stout (3-14-07) and vs. Northern State, (3-8-06), Brett Velliquette vs. Bluefield State, (3-17-06) & Matt Mantle vs. NW Missouri State, (4-9-06)

**Hits**  
5 - Bob Breig vs. St. Francis (5-11-80)  
5 - David Fisher vs. Central Missouri (5-17-91)  
5 - Scott Madden vs. Nebraska-Omaha (3-25-92)  
5 - David Fisher vs. Mo.-St. Louis (4-26-92)  
5 - Chris Raffin vs. Lincoln (4-6-97)  
5 - Joey Ballard vs. Emporia State (4-30-00)  
5 - Nathan Hughes vs. Pittsburg State (4-4-01)  
5 - Matt Meyr vs. Southwest Baptist (4-10-01)  
5 - Kyle Knight vs. Sioux Falls, (3-28-06)  
5 - Luke Lawver vs. Wisconsin-Stout (3-14-07)  
5 - Kenny Hart vs. Fort Hays State (3-20-08)

**Doubles**  
4 - Wayne Wente vs. Southwest Baptist (4-15-94) \*  
3 - Gabe Hensley vs. Northern State (3-8-06)  
3 - Luke Lawver vs. Northwest Missouri (4-1-07)  
3 - Brett Velliquette vs. Bluefield State, 3-17-06  
3 - Tim Casper vs. Missouri Western (4-8-89)  
3 - Jody Hunt vs. Nebraska-Kearney (4-28-89)  
3 - Bryan Larson vs. Buena Vista (3-25-91)  
3 - Bryan Larson vs. Regis (5-18-91)  
3 - Clark Wagner vs. SIU-Edwardsville (5-15-92)  
3 - Wayne Wente vs. Nebraska-Kearney (2-27-94)  
3 - Chris Putnam vs. Missouri-Rolla (4-1-94)

3 - Derrick Walters vs. Bemidji State (3-4-98)  
3 - Kyle Knight vs. Waldorf (3-13-05)  
\* - also NCAA Division II record

**Triples**  
2 - David Fisher vs. Minnesota-Morris (3-1-90)  
2 - Matt Nelson vs. Huron (3-6-94)  
2 - Juan Hernandez vs. Washburn (4-21-06)

**Home Runs**  
3 - Mark Baker vs. Central State (2-28-91)  
2 - many times, most recently by Scott Klassen vs. Southwest Baptist (4-15-08), Derek Ezell vs. Truman State (4-20-08), Landon Harris vs. Morningside (3-5-06)

**Runs Batted In**  
10 - Chris Adams vs. Missouri Baptist (3-23-86)  
9 - Clark Wagner vs. Pittsburg State (4-10-93)  
9 - Chris Raffin vs. Lincoln (4-6-97)  
8 - David Fisher vs. Mo.-St. Louis (4-26-92)  
7 - Jim Baranoski vs. Lincoln (4-11-89)  
7 - Kevin Koch vs. Lincoln (4-23-90)  
7 - Bryan Larson vs. Buena Vista (3-25-91)  
7 - Bryan Larson vs. Mo.-St. Louis (3-31-91)



# Single Game Leaders

7 - Derrick Walters vs. Wis.-Parkside (3-18-98)  
7 - Cody Morin vs. Nebraska-Omaha (3-26-98)  
7 - Brad Ward vs. Nebraska-Omaha (3-26-98)

## Walks

4 - Tim Casper vs. Westminster (3-24-89)  
4 - Tim Casper vs. Oklahoma State (2-18-90)  
4 - Tom Busch vs. NW Missouri (4-29-90)  
4 - David Fisher vs. Augustana (3-22-91)  
4 - Tim Casper vs. Southwest Baptist (3-23-91)  
4 - Wayne Wente vs. Minn.-Morris (3-22-94)  
4 - R. J. Forth vs. Morningside (3-9-97)  
4 - Tucker Hagedorn vs. Northern State (3-8-00)  
4 - Jeremy Hatfield vs. Mo.-St. Louis (3-30-00)  
4 - Brett Velliquette vs. Central Missouri (4-1-06)  
4 - Luke Lawver vs. Minnesota-Duluth (2-27-07)

## Stolen Bases

7 - Mike Zirngibl vs. Minn.-Morris (3-22-94)  
4 - David Fisher vs. Truman (3-16-91)  
3 - Red O'Dell vs. Wisconsin-Parkside (3-15-79)  
3 - Rich Weisensee vs. Park College (3-31-79)  
3 - Red O'Dell vs. William Jewell (4-22-79)  
3 - Bob Breig vs. Hanover (5-9-80)  
3 - Tim Casper vs. Marymount (4-1-89)  
3 - Mike Zirngibl vs. Central Missouri (3-31-92)  
3 - Scott Madden vs. Missouri-Rolla (4-5-92)  
3 - Mike Zirngibl vs. Wayne State (3-5-94)  
3 - Stephen Crane vs. Augustana (3-24-95)  
3 - Tony Curro vs. Missouri-Rolla (4-2-95)  
3 - Stephen Crane vs. NW Missouri (3-9-95)  
3 - Cory Wright vs. Northern State (3-8-00)

3 - Cory Wright vs. Jamestown (3-10-00)  
3 - Aaron Techlin vs. Wisconsin-Superior (3-21-02)  
3 - Juan Hernandez vs. Morningside (3-5-07)  
3 - Juan Hernandez vs. Truman State (4-20-08)

## Putouts

21 - Danny Rogers vs. Washburn (4-28-89)  
20 - Kevin Koch vs. Central Missouri (4-26-91)  
19 - Jeff Taylor vs. Northwest Missouri (4-5-03)  
17 - Nathan Hughes vs. NW Missouri (4-6-02)  
17 - Jeff Taylor vs. Truman (5-2-04)  
16 - Clark Wagner vs. NW Missouri (4-24-92)  
16 - Clark Wagner vs. Florida Tech (5-24-92)  
16 - Flave Darnell vs. Missouri Western (4-25-97)  
16 - Tucker Hagedorn vs. Emporia St. (4-29-00)  
16 - Nathan Hughes vs. Missouri Western (4-10-04)  
15 - Clark Wagner vs. Lincoln (3-19-94)  
15 - Matt Nelson vs. Oklahoma State (5-6-96)  
15 - Brandon Eggleston vs. Mo.-Rolla (3-23-97)  
15 - Brandon Eggleston vs. Washburn (4-26-97)  
15 - Jeff Taylor vs. Missouri Western (4-9-04)  
14 - Kyle Knight vs. Grand Valley State, (3-9-06)  
14 - Danny Rogers vs. St. Francis (3-13-90)  
14 - Kevin Koch vs. Southwest Baptist (3-24-91)  
14 - Clark Wagner vs. Missouri-Rolla (4-2-94)  
14 - Matt Nelson vs. Oklahoma (4-19-95)  
14 - Matt Nelson vs. Missouri-Rolla (3-30-96)

## Assists

10 - Brad Smith vs. Washburn (4-26-97)  
9 - David Fisher vs. Florida Tech (5-24-92)  
9 - Bobby Braeckel vs. NW Missouri (4-26-96)

9 - Brett Molden vs. NW Missouri (4-3-04)  
9 - Jake Lawver vs. Missouri Western (4-10-04)  
8 - Gabe Hensley vs. Truman (3-16-06)  
8 - Rich Weisensee vs. Winona State (4-2-80)  
8 - David Fisher vs. Missouri Western (4-15-91)  
8 - Dan Reid vs. Missouri-Rolla (4-2-94)  
8 - Will Miller vs. Arkansas (4-2-97)  
8 - Bobby Braeckel vs. SIU-Edwardsville (2-28-98)

## Innings Pitched

11 - Gary Bradshaw vs. Missouri Western (3-12-83)  
11 - Dwayne Walters vs. Oklahoma State (5-6-96)  
9 2/3 - Scott Wright vs. Central Missouri (5-5-95)  
9 - many times, most recently Michael Meyer vs. Truman (5-8-05)

## Strikeouts

20 - Tim Luther vs. Central Missouri (4-26-91)  
15 - Barry Jenkins vs. Columbia (3-17-78)  
15 - Tim Luther vs. Southwest Baptist (3-24-91)  
15 - Dwayne Walters vs. Lincoln (4-15-95)  
14 - Gary Bradshaw vs. Missouri Western (3-12-83)  
13 - Dale Olker vs. Notre Dame (3-18-83)  
13 - Dwayne Walters vs. Lincoln (4-15-95)  
12 - Randy Curry vs. Lincoln (3-21-92)  
12 - Chuck Pittman vs. SIU-Edwardsville (5-15-92)  
12 - Scott Wright vs. Lincoln (4-14-95)  
12 - Ralph Iovinelli vs. Bemidji State (3-4-98)

# Single Season Leaders

## Games Played

63 - Colon Kelly, 1986  
62 - Chris Adams, 1986  
61 - Tim Casper, 1991  
61 - David Fisher, 1991  
61 - Tom Busch, 1991  
61 - Tony Tichy, 1991  
59 - Joe Majeski, 1987  
59 - LeRoy Hagedorn, 1987  
58 - Rick Berg, 1985  
58 - Chris Adams, 1985  
58 - Joe Majeski, 1985  
58 - Tim Casper, 1989  
58 - David Fisher, 1989  
58 - Jody Hurt, 1989  
58 - Danny Rogers, 1989  
58 - Jim Baranoski, 1989

## At Bats

231 - Scott Madden, 1992  
221 - Joe Janiak, 1986  
221 - David Fisher, 1991  
215 - Joe Janiak, 1987  
215 - Bryan Larson, 1992  
213 - Jody Hunt, 1989  
209 - Rich Weisensee, 1980  
207 - Tony Tichy, 1991  
206 - Joey Ballard, 2000  
206 - Joe Majeski, 1985

## Runs Scored

80 - Tim Casper, 1991  
75 - Colon Kelly, 1987  
74 - Scott Madden, 1992  
71 - Matt Meyr, 2001  
68 - Tim Casper, 1989  
65 - Joey Ballard, 2000  
64 - Randy Braun, 1981

64 - Jonathan Wengert, 2001  
63 - Bryan Larson, 1992  
61 - Colon Kelly, 1986  
61 - Bryan Larson, 1991  
61 - Tony Curro, 1995

## Hits

92 - Bryan Larson, 1992  
90 - Rich Weisensee, 1980  
89 - Scott Madden, 1992  
85 - Joe Majeski, 1987  
85 - Matt Meyr, 2001  
81 - Bryan Larson, 1991  
80 - Tony Curro, 1995  
79 - David Fisher, 1992  
77 - Jody Hunt, 1989  
76 - Joe Janiak, 1987

## Doubles

28 - Bryan Larson, 1991  
24 - Rich Weisensee, 1980  
22 - Matt Meyr, 2001  
21 - David Fisher, 1991  
21 - David Fisher, 1992  
20 - Randy Braun, 1981  
20 - Tony Tichy, 1991  
20 - Bryan Larson, 1992  
20 - Wayne Wente, 1994  
20 - Bryce Darnell, 1996  
20 - Matt Meyr, 2000  
20 - Luke Lawver, 2007

## Triples

7 - Bob Breig, 1980  
7 - Joe Majeski, 1985  
7 - Joe Janiak, 1986  
6 - Chris Adams, 1986  
6 - Joe Majeski, 1987

6 - Scott Madden, 1992  
6 - Brad Smith, 1997  
5 - Dennis Shanks, 1985  
5 - Tim Casper, 1989  
5 - Danny Rogers, 1990  
5 - David Fisher, 1990  
5 - Tim Casper, 1991  
5 - David Fisher, 1992  
5 - Wayne Wente, 1993  
5 - Wayne Wente, 1994  
5 - Mike Zirngibl, 1994  
5 - Joey Ballard, 2001

## Home Runs

16 - Randy Braun, 1981  
16 - Mark Handel, 1987  
16 - Jim Baranoski, 1989  
14 - Danny Rogers, 1989  
13 - Jim Baranoski, 1989  
12 - Kevin Marsh, 1986  
11 - Jim Baranoski, 1987  
11 - Nathan Hughes, 2004  
10 - Danny Rogers, 1990  
10 - Wayne Wente, 1994  
10 - Derrick Walters, 1998  
10 - Mark Keister, 2003

## Runs Batted In

76 - Bryan Larson, 1991  
73 - Matt Meyr, 2001  
71 - Joe Janiak, 1987  
71 - Randy Braun, 1981  
68 - Jim Baranoski, 1987  
68 - Joe Majeski, 1987  
68 - Danny Rogers, 1989  
68 - Jim Baranoski, 1989  
68 - Scott Madden, 1992  
66 - David Fisher, 1992

## Walks

83 - Red O'Dell, 1979  
70 - Tim Casper, 1991  
61 - Rick Berg, 1985  
60 - Colon Kelly, 1987  
59 - Will Miller, 1997  
58 - Rick Berg, 1986  
58 - Colon Kelly, 1986  
53 - Tony Tichy, 1991  
50 - Colon Kelly, 1988  
49 - Tim Casper, 1989

## Sacrifice Hits

12 - Aaron Techlin, 2002  
9 - Pat McClarty, 1975  
9 - Rick Berg, 1985  
9 - Tony Tichy, 1991  
9 - Zac Bronson, 2003  
8 - Colon Kelly, 1985  
8 - Kevin Marsh, 1985  
8 - Rick Berg, 1986  
8 - R.J. Forth, 1996  
8 - Joey Ballard, 2001

## Sacrifice Flies

10 - Bryan Larson, 1991  
9 - Jim Baranoski, 1989  
8 - Matt Baker, 1991  
8 - Matt Meyr, 2001  
6 - Rick Berg, 1987  
6 - Steve Phillips, 1988  
6 - Tim Casper, 1989  
6 - David Fisher, 1991  
6 - David Fisher, 1992  
6 - Zack Harpole, 1996  
6 - Flave Darnell, 1999  
6 - Matt Meyr, 2000

## Batting Average

.463 - Pat McClarty, 1975  
.459 - Randy Braun, 1981  
.457 - Matt Meyr, 2001  
.444 - Tony Curro, 1995  
.440 - Joe Majeski, 1987  
.436 - Bryce Darnell, 1994  
.432 - Wayne Wente, 1994  
.431 - Rich Weisensee, 1980  
.428 - Bryan Larson, 1992  
.427 - Dwayne Walters, 1996

## Slugging Percentage

.838 - Wayne Wente, 1994  
.758 - Mark Handel, 1987  
.738 - Derrick Walters, 1998  
.732 - Danny Rogers, 1990  
.720 - Matt Meyr, 2001  
.711 - Bryan Larson, 1991  
.706 - Tony Curro, 1995  
.691 - Pat McClarty, 1975  
.691 - Jim Baranoski, 1987  
.689 - Jim Baranoski, 1989

## On Base Percentage

.588 - Pat McClarty, 1975  
.584 - Rick Berg, 1984  
.577 - Bryce Darnell, 1994  
.557 - Red O'Dell, 1979  
.550 - Joe Majeski, 1987  
.550 - Wayne Wente, 1994  
.542 - Tony Curro, 1995  
.528 - Derrick Walters, 1998  
.528 - Matt Meyr, 2001  
.527 - Dwayne Walters, 1996

## Stolen Bases

41 - Mike Zirngibl, 1994

# Single Season Leaders

33 - Tim Casper, 1991  
30 - Red O'Dell, 1979  
28 - Chick Chickering, 1975  
27 - Rich Weisensee, 1979  
27 - Colon Kelly, 1985  
26 - Stephen Crane, 1995  
24 - Colon Kelly, 1988  
24 - Scott Madden, 1992  
23 - Tom Busch, 1991

## Putouts

444 - Clark Wagner, 1992  
423 - Danny Rogers, 1989  
420 - LeRoy Hagedorn, 1987  
399 - Tucker Hagedorn, 2000  
368 - Rocky Williams, 1991  
367 - Kevin Koch, 1991  
359 - Matt Nelson, 1995  
355 - Derek Ezell, 2008  
353 - Danny Rogers, 1990  
340 - Clark Wagner, 1994

## Assists

174 - Scott Madden, 1992  
168 - Rick Berg, 1985  
167 - Rick Berg, 1986  
164 - David Fisher, 1991  
163 - Bobby Braeckel, 1996  
159 - Jonathan Wengert, 2001  
152 - Tim Casper, 1991  
150 - David Fisher, 1992  
149 - Rich Weisensee, 1980  
149 - David Fisher, 1989

## Fielding Percentage

(PO, A, E; Min. 70 chances)  
1.00 - Dennis Shanks (155-24-0), 1986  
1.00 - David Woolsey (118-8-0), 2001  
1.00 - Bubba Carlton (67-10-0), 1981  
.996 - Bryce Darnell (242-41-1), 1995  
.994 - Mike Dicenso (149-9-1), 1985  
.993 - Brandon Eggleston (278-10-2), 1998  
.993 - Matt Nelson (257-26-2), 1996  
.992 - Clark Wagner (336-20-3), 1993  
.992 - Stephen Crane (130-2-1), 1996

.992 - Juan Hernandez (119-0-1), 2006

## Pitching Appearances

26 - Travis McGruder, 1997  
25 - Nick Johnson, 2000  
24 - Todd Casper, 1992  
22 - John Hofer, 1987  
22 - Ralph Iovinelli, 1998  
21 - Todd Casper, 1991  
21 - Jake Lawver, 2001  
20 - Marty Nagel, 1985  
20 - Gene Busby, 1989  
20 - Bill Heine, 1996

## Starts

15 - Tim Williams, 1986  
15 - Dwayne Walters, 1996  
14 - Doug Stockam, 1985  
14 - Doug Stockam, 1986  
14 - Jim Krull, 1988  
14 - Chuck Pittman, 1991  
14 - Ken Grundt, 1991  
14 - Chuck Pittman, 1992  
14 - Scott Wright, 1994  
14 - Scott Wright, 1995  
14 - Andy Hill, 1996  
14 - John Langenbacher, 2001

## Complete Games

9 - Tim Doss, 1974  
9 - Barry Jenkins, 1977  
9 - Barry Jenkins, 1978  
9 - Gary Bradshaw, 1982  
8 - Gary Bradshaw, 1981  
8 - Dale Olker, 1983  
8 - Doug Stockam, 1986  
7 - Brad Coggin, 1980  
7 - Gary Bradshaw, 1983  
7 - Mick Gildehaus, 1984  
7 - Tim Williams, 1986  
7 - Tim Williams, 1987  
7 - Mike Parker, 1989  
7 - Chuck Pittman, 1991  
7 - Scott Wright, 1994

## Innings Pitched

98 2/3 - Scott Wright, 1995  
96 2/3 - Doug Stockam, 1986  
96 - Doug Stockam, 1985  
93 1/3 - Dwayne Walters, 1996  
91 - Tim Williams, 1986  
89 1/3 - Scott Wright, 1994  
88 2/3 - Barry Jenkins, 1978  
88 - Tim Williams, 1987  
87 2/3 - Chuck Pittman, 1991  
85 2/3 - John Langenbacher, 2001

## Shutouts

5 - Barry Jenkins, 1978  
3 - Steve Carlton, 1976  
3 - Barry Jenkins, 1977  
3 - Mick Gildehaus, 1984  
3 - Ken Grundt, 1991  
2 - many times, last by Nathan Hughes, 2002

## Saves

10 - Todd Casper, 1992  
8 - Nick Johnson, 2000  
6 - Todd Casper, 1991  
6 - Rob Sapko, 1995  
6 - Ralph Iovinelli, 1998  
5 - Jake Lawver, 2002  
5 - Jake Lawver, 2003  
5 - Evan Bates, 2004  
4 - Marty Nagel, 1985  
4 - Travis McGruder, 1997  
4 - Jake Lawver, 2001

## Winning Percentage

1.000 (7-0) - Matt Auer, 1992  
1.000 (5-0) - Larry Augustine, 1979  
1.000 (5-0) - Dave McCaulla, 1979  
1.000 (5-0) - Mike Ashmore, 1992  
1.000 (5-0) - Travis McGruder, 1997  
1.000 (4-0) - Mark Stephens, 1988  
1.000 (4-0) - Rob Sapko, 1995  
1.000 (4-0) - Nate Ulepich, 2002  
1.000 (4-0) - Matt Lawrence, 2004  
1.000 (3-0) - Fred Warden, 1986

1.000 (3-0) - Brian Walker, 1989  
1.000 (3-0) - Gene Busby, 1990  
1.000 (3-0) - Ryan Curry, 1992  
1.000 (3-0) - Scott Miller, 1993  
1.000 (3-0) - Marcus Patton, 1996

## Strikeouts

94 - Tim Luther, 1991  
93 - Scott Wright, 1995  
83 - Steve Carlton, 1976  
80 - Dwayne Walters, 1996  
79 - John Langenbacher, 2001  
78 - Ken Grundt, 1991  
73 - Barry Jenkins, 1978  
73 - Nick Davis, 2003  
71 - Mike Parker, 1989  
69 - Chuck Pittman, 1991  
68 - Dale Olker, 1983  
68 - Doug Stockam, 1985  
68 - Tim Williams, 1987

## Earned Run Average

0.85 - Rob Sapko (3 ER, 31.2 IP), 1995  
1.24 - Todd Casper (7 ER, 51 IP), 1992  
1.36 - Steve Carlton (11 ER, 72.2 IP), 1976  
1.55 - Tom Hilton (5 ER, 29 IP), 1973  
1.66 - Bob Wisdom (4 ER, 21.2 IP), 1974  
1.69 - Tom Hilton (6 ER, 32 IP), 1974  
1.74 - Chad Baker (4 ER, 20.2 IP), 1994  
1.74 - Dennis Selbe (11 ER, 57 IP), 1977  
1.76 - Ralph Jackson (8 ER, 41 IP), 1978  
1.78 - Tim Doss (15 ER, 75.2 IP), 1974

# Career Leaders

## Games Played

225 - Colon Kelly, 1985-88  
213 - David Fisher, 1989-92  
209 - Rick Berg, 1984-87  
207 - Tim Casper, 1988-91  
205 - Jody Hunt, 1985-86, 88-89  
200 - Stephen Crane, 1995-98  
199 - Joey Ballard, 1999-02  
197 - Bobby Braeckel, 1995-98  
192 - Nathan Hughes, 2001-04  
191 - Zack Harpole, 1993-96

## At Bats

744 - David Fisher, 1989-92  
733 - Stephen Crane, 1995-98  
723 - Colon Kelly, 1985-88  
693 - Bobby Braeckel, 1995-98  
692 - Joey Ballard, 1999-02  
683 - Tim Casper, 1988-91  
648 - Nathan Hughes, 2001-04  
600 - Brett Velliquette, 2004-07  
586 - Rick Berg, 1984-87  
580 - Danny Pinkerton, 1999-02  
580 - Luke Lawver, 2004-07

## Runs

244 - Colon Kelly, 1985-88  
239 - Tim Casper, 1988-91  
221 - David Fisher, 1989-92  
204 - Joey Ballard, 1999-02  
198 - Stephen Crane, 1995-98  
167 - Jody Hunt, 1985-86, 88-89  
159 - Bobby Braeckel, 1995-98  
154 - Mike Zirngibl, 1991-94  
148 - R.J. Forth, 1995-98  
147 - Tony Tichy, 1988-91

## Hits

257 - David Fisher, 1989-92  
247 - Stephen Crane, 1995-98  
232 - Tim Casper, 1988-91  
227 - Bobby Braeckel, 1995-98  
226 - Joey Ballard, 1999-02  
217 - Nathan Hughes, 2001-04  
210 - Colon Kelly, 1985-88  
200 - Joe Majeski, 1984-85, 87  
194 - Danny Pinkerton, 1999-02  
188 - Jody Hunt, 1985-86, 88-89  
188 - R.J. Forth, 1995-98

## Doubles

62 - David Fisher, 1989-92  
52 - Stephen Crane, 1995-98  
52 - Luke Lawver, 2004-07  
48 - Bryan Larson, 1991-92  
48 - Nathan Hughes, 2001-04  
46 - Colon Kelly, 1985-88  
46 - Tim Casper, 1988-91  
44 - Danny Pinkerton, 1999-02  
42 - Rick Berg, 1984-87  
42 - Matt Meyr, 2000-01  
40 - Bryce Darnell, 1994-96  
39 - Joey Ballard, 1999-02

## Triples

16 - Joe Majeski, 1984-85, 87  
15 - Tim Casper, 1988-91  
12 - David Fisher, 1989-92  
12 - Joey Ballard, 1999-2002  
11 - Joe Janiak, 1986-87  
11 - Mike Zirngibl, 1991-94  
10 - Danny Rogers, 1988-90  
10 - Wayne Wente, 1993-94  
10 - R.J. Forth, 1995-98  
9 - Chris Adams, 1983-86

## Home Runs

41 - Jim Baranoski, 1986-89  
31 - Nathan Hughes, 2001-04  
30 - Danny Rogers, 1988-90  
21 - Kevin Marsh, 1984-86  
21 - Danny Pinkerton, 1999-02  
17 - Mark Baker, 1989-91  
16 - Randy Braun, 1981  
16 - Mark Handel, 1987  
16 - David Fisher, 1989-92  
16 - Brad Ward, 1995-96, 98

## Runs Batted In

191 - David Fisher, 1989-92  
181 - Jim Baranoski, 1986-89  
163 - Nathan Hughes, 2001-04  
153 - Colon Kelly, 1985-88  
152 - Danny Rogers, 1988-90  
151 - Rick Berg, 1984-87  
149 - Stephen Crane, 1995-98  
146 - Danny Pinkerton, 1999-02  
140 - Bryan Larson, 1991-92  
139 - Joe Majeski, 1984-85, 87

# Career Leaders

<p>Walks</p> <p>209 - Rick Berg, 1984-87</p> <p>198 - Tim Casper, 1988-91</p> <p>171 - Colon Kelly, 1985-88</p> <p>146 - Joey Ballard, 1999-02</p> <p>135 - Jim Baranoski, 1986-89</p> <p>128 - Tony Tichy, 1988-91</p> <p>125 - Zack Harpole, 1993-96</p> <p>120 - Stephen Crane, 1995-98</p> <p>112 - Dennis Shanks, 1984-87</p> <p>110 - R.J. Forth, 1995-98</p> <p>110 - David Fisher, 1989-92</p> <p>Sacrifice Hits</p> <p>21 - Rick Berg, 1984-87</p> <p>21 - Zack Harpole, 1993-96</p> <p>19 - Colon Kelly, 1985-88</p> <p>19- Brett Velliquette, 2004-07</p> <p>17 - Tony Tichy, 1988-91</p> <p>17 - Bobby Braeckel, 1995-98</p> <p>15 - Mike Zirngibl, 1991-94</p> <p>15 - Stephen Crane, 1995-98</p> <p>14 - Dennis Shanks, 1984-87</p> <p>14 - Jody Hunt, 1985-86, 88-89</p> <p>Sacrifice Flies</p> <p>18 - David Fisher, 1989-92</p> <p>15 - Jim Baranoski, 1986-89</p> <p>14 - Matt Meyr, 2000-01</p> <p>13 - Matt Baker, 1989-91</p> <p>13 - Flave Darnell, 1996-99</p> <p>11 - Bryan Larson, 1991-92</p> <p>11 - Zack Harpole, 1993-96</p> <p>10 - Clark Wagner, 1991-94</p> <p>10 - Ryan Lauderdale, 1993-94</p> <p>9 - Matt Nelson, 1993-96</p> <p>9 - Bobby Braeckel, 1995-98</p> <p>9 - Stephen Crane, 1995-98</p> <p>9 - R.J. Forth, 1995-98</p> <p>9 - Danny Pinkerton, 1999-02</p> <p>9- Luke Lawver, 2004-07</p> <p>Batting Average</p> <p>.420 - Bryan Larson, 1991-92</p> <p>.404 - Pat McClarty, 1975-76</p> <p>.376 - Matt Meyr, 2000-01</p> <p>.374 - Rich Weisensee, 1979-80</p> <p>.374 - Wayne Wente, 1993-94</p> <p>.372 - Joe Majeski, 1984-85, 87</p> <p>.369 - Jeremy Hatfield, 2000-01</p> <p>.366 - Bryce Darnell, 1994-96</p> <p>.364 - Dwayne Walters, 1995-96</p> <p>.357 - Jonathan Wengert, 2000-01</p> <p>Slugging Percentage</p> <p>.714 - Wayne Wente, 1993-94</p> <p>.662 - Jim Baranoski, 1986-89</p> <p>.659 - Danny Rogers, 1989-90</p> <p>.650 - Bryan Larson, 1991-92</p> <p>.599 - Bob Kneefe, 1991-92</p> <p>.593 - Matt Meyr, 2000-01</p> <p>.584 - Pat McClarty, 1975-76</p> <p>.580 - Jeremy Hatfield, 2000-01</p> <p>.578 - Mark Keister, 2002-03</p> <p>.576 - Dwayne Walters, 1995-96</p> <p>.565 - Nathan Hughes, 2001-04</p> <p>.565 - Landon Harris, 2005-06</p> <p>On-Base Percentage</p> <p>.553 - Jody Hunt, 1988-89</p> <p>.549 - Rick Berg, 1984, 86-88</p> <p>.516 - Bryan Larson, 1991-92</p> <p>.496 - Jim Baranoski, 1986-89</p> <p>.495 - Joe Majeski, 1984-87</p> <p>.489 - Tim Casper, 1988-91</p> <p>.489 - Wayne Wente, 1993-94</p>	<p>.481 - Pat McClarty, 1975-76</p> <p>.470 - Jeremy Hatfield, 2000-01</p> <p>.463 - Jason Halvorson, 1992-93</p> <p>Stolen Bases</p> <p>89 - Colon Kelly, 1985-88</p> <p>87 - Mike Zirngibl, 1991-94</p> <p>82 - Tim Casper, 1988-91</p> <p>62 - Joey Ballard, 1999-02</p> <p>53 - Red O'Dell, 1976-79</p> <p>49 - Stephen Crane, 1995-98</p> <p>42 - David Fisher, 1989-92</p> <p>42 - Phil Morgan, 1972-76</p> <p>40 - Jason Halvorson, 1992-93</p> <p>38 - Cory Wright, 1999-2000</p> <p>Putouts</p> <p>975 - Danny Rogers, 1988-90</p> <p>928 - Danny Pinkerton, 1999-02</p> <p>840 - Jeff Taylor, 2003-05</p> <p>768 - Clark Wagner, 1991-94</p> <p>743 - Matt Nelson, 1993-96</p> <p>593 - Brandon Eggleston, 1995-98</p> <p>593 - Luke Lawver, 2004-07</p> <p>566 - LeRoy Hagedorn, 1984-87</p> <p>536 - Chris Adams, 1983-86</p> <p>507 - Jim Baranoski, 1986-89</p> <p>495 - Tucker Hagedorn, 1998-00</p> <p>487 - Kevin Marsh, 1984-86</p> <p>Assists</p> <p>555 - David Fisher, 1989-92</p> <p>549 - Rick Berg, 1984-87</p> <p>528 - Bobby Braeckel, 1995-98</p> <p>493 - Tim Casper, 1988-91</p> <p>294 - Chris Adams, 1983-86</p> <p>289 - Jonathan Wengert, 2000-01</p> <p>288 - Brett Velliquette, 2004-07</p> <p>282 - Cory Wright, 1999-00</p> <p>270 - Brett Molden, 2004-05</p> <p>260 - Colon Kelly, 1985-88</p> <p>Fielding Percentage</p> <p>.990 - Clark Wagner, 1991-94</p> <p>.985 - Jeff Taylor, 2003-05</p> <p>.984 - Matt Nelson, 1993-96</p> <p>.983 - Brandon Eggleston, 1995-98</p> <p>.983 - Dave Scott, 1979-81</p> <p>.983 - Wayne Wente, 1993-94</p> <p>.979 - Danny Rogers, 1988-90</p> <p>.978 - Stephen Crane, 1995-98</p> <p>.978 - Landon Harris, 2005-06</p> <p>.975 - Juan Hernandez, 2006-present</p> <p>Pitching Appearances</p> <p>64 - Jake Lawver, 2001-04</p> <p>60 - Todd Casper, 1990-93</p> <p>58 - Nick Johnson, 1999-03</p> <p>55 - Doug Stockam, 1984-87</p> <p>50 - Evan Bates, 2002-05</p> <p>49 - Chuck Pittman, 1989-92</p> <p>47 - Nate Ulepich, 1999-02</p> <p>46 - Michael Meyer, 2004-07</p> <p>45 - Mike Stebbins, 1987-90</p> <p>45 - Darren Gaffney, 1990-92</p> <p>Starts</p> <p>47 - Doug Stockam, 1984-87</p> <p>45 - Chuck Pittman, 1989-92</p> <p>39 - Nathan Hughes, 2001-04</p> <p>35 - Andy Hill, 1993-96</p> <p>34 - Gary Bradshaw, 1981-83</p> <p>34 - Michael Meyer, 2004-07</p> <p>33 - Mike Stebbins, 1987-90</p> <p>31 - Ken Grundt, 1988-91</p> <p>30 - Nick Johnson, 1999-03</p>	<p>28 - Dennis Shanks, 1984-87</p> <p>28 - Tim Williams, 1986-87</p> <p>28 - Scott Wright, 1994-95</p> <p>Complete Games</p> <p>24 - Gary Bradshaw, 1981-83</p> <p>20 - Doug Stockam, 1984-87</p> <p>18 - Barry Jenkins, 1977-78</p> <p>15 - Chuck Pittman, 1989-92</p> <p>14 - Tim Williams, 1986-87</p> <p>13 - Tim Doss, 1972-74</p> <p>13 - Bob Baker, 1974-76</p> <p>12 - Dale Olker, 1983-84</p> <p>12 - Dennis Shanks, 1984-87</p> <p>10 - Steve Carlton, 1973-76</p> <p>10 - Jim Krull, 1987-88</p> <p>10 - Mike Stebbins, 1987-90</p> <p>10 - Scott Wright, 1994-95</p> <p>10 - Michael Meyer, 2004-07</p> <p>Innings Pitched</p> <p>314 1/3 - Doug Stockam, 1984-87</p> <p>255 1/3 - Chuck Pittman, 1989-92</p> <p>226 2/3 - Mike Stebbins, 1987-90</p> <p>222 - Nick Johnson, 1999-03</p> <p>216 - Michael Meyer, 2004-07</p> <p>199 - Nathan Hughes, 2001-04</p> <p>188 - Scott Wright, 1994-95</p> <p>186 - Dennis Shanks, 1984-87</p> <p>181 2/3 - Bob Baker, 1974-77</p> <p>179 - Tim Williams, 1986-87</p> <p>177 2/3 - Tim Allan, 1972-75</p> <p>161 2/3 - Barry Jenkins, 1977-78</p> <p>161 2/3 - Steve Carlton, 1973-76</p> <p>Shutouts</p> <p>8 - Barry Jenkins, 1977-78</p> <p>6 - Steve Carlton, 1973-76</p> <p>5 - Bob Baker, 1974-76</p> <p>4 - Tim Doss, 1972-74</p> <p>4 - Chuck Pittman, 1989-92</p> <p>4 - Scott Wright, 1994-95</p> <p>3 - Tim Williams, 1986-87</p> <p>2 - Tim Allan, 1972-73</p> <p>2 - Tom Hilton, 1973-74</p> <p>2 - Dave Beezley, 1975-76</p> <p>2 - Bob Blakenship, 1975-77</p> <p>2 - Gary Bradshaw, 1981-83</p> <p>2 - Dennis Shanks, 1984-87</p> <p>2 - Doug Stockam, 1984-87</p> <p>2 - Kevin Pozniak, 1987</p> <p>2 - Mike Stebbins, 1987-90</p> <p>2 - Tim Luther, 1991</p> <p>2 - Nathan Hughes, 2001-04</p> <p>2 - Nick Johnson, 1999-00, 2002-03</p> <p>2 - Kyle Rogers, 2002-04</p> <p>Saves</p> <p>17 - Todd Casper, 1990-93</p> <p>14 - Jake Lawver, 2001-04</p> <p>10 - Evan Bates, 2002-05</p> <p>9 - Nick Johnson, 1999-03</p> <p>8 - Rob Sapko, 1993-95</p> <p>7 - Darren Gaffney, 1990-92</p> <p>7 - Marty Nagel, 1983-85</p> <p>6 - John Hofer, 1987-88</p> <p>6 - Ralph Iovinelli, 1997-98</p> <p>5 - Travis McGruder, 1996-97</p>	<p>Victories</p> <p>29 - Chuck Pittman (29-11), 1989-92</p> <p>25 - Doug Stockam (25-13), 1984-87</p> <p>21 - Mike Stebbins (21-10), 1987-90</p> <p>19 - Gary Bradshaw (19-12), 1981-83</p> <p>17 - Bob Baker (17-12), 1974-77</p> <p>17 - Scott Wright (17-8), 1994-95</p> <p>16 - Tim Allen (16-13), 1972-75</p> <p>16 - Tim Doss (16-3), 1972-74</p> <p>16 - Jake Lawver (16-12), 2001-04</p> <p>15 - Randy Curry (15-5), 1990-92</p> <p>15 - Ken Grundt (15-8), 1988-91</p> <p>15 - Dennis Shanks (15-13), 1984-87</p> <p>Winning Percentage (min. 10 decisions)</p> <p>.842 (16-3) - Tim Doss, 1972-74</p> <p>.750 (12-4) - Nick Davis, 2002-03</p> <p>.733 (11-4) - Steve Langhauser, 1985-86</p> <p>.725 (29-11) - Chuck Pittman, 1989-92</p> <p>.714 (10-4) - Matt Auer, 1992-93</p> <p>.684 (13-6) - Jim Krull, 1987-88</p> <p>.680 (17-8) - Scott Wright, 1994-95</p> <p>.677 (21-10) - Mike Stebbins, 1987-90</p> <p>.667 (14-7) - Tim Williams, 1986-87</p> <p>.667 (10-5) - Dave Beezley, 1975-76</p> <p>.667 (10-5) - Terry Swartz, 1980-81</p> <p>.667 (8-4) - Daniel Ritchhart, 2004-05</p> <p>Strikeouts</p> <p>206 - Doug Stockam, 1984-87</p> <p>203 - Chuck Pittman, 1989-92</p> <p>190 - Nathan Hughes, 2001-04</p> <p>168 - Nick Johnson, 1999-03</p> <p>158 - Steve Carlton, 1973-76</p> <p>158 - Scott Wright, 1994-95</p> <p>145 - Tim Allan, 1972-75</p> <p>143 - Dwayne Walters, 1995-96</p> <p>135 - Tim Williams, 1986-87</p> <p>127 - Nick Davis, 2002-03</p> <p>122 - Mike Stebbins, 1987-90</p> <p>120 - Dale Olker, 1983-84</p> <p>119 - Dennis Shanks, 1984-87</p> <p>Earned Run Average (min. 80 IP)</p> <p>2.13 - Tim Doss (33 ER, 139.2 IP), 1972-74</p> <p>2.31 - Dave Beezley (34 ER, 104 IP), 1975-76</p> <p>2.35 - Daniel Ritchhart (25 ER, 95.2 IP), 2004-05</p> <p>2.38 - Mike Stebbins (60 ER, 226.7 IP), 1987-90</p> <p>2.45 - Barry Jenkins (44 ER, 161.2 IP), 1977-78</p> <p>2.53 - Todd Casper (36 ER, 128 IP), 1990-93</p> <p>2.57 - Dennis Selbe (27 ER, 94.2 IP), 1977-78</p> <p>2.63 - Tim Allan (52 ER, 177.2 IP), 1972-75</p> <p>2.67 - Steve Carlton (48, 161.2 IP), 1973-76</p> <p>3.38 - Nick Davis (51 ER, 135.2 IP), 2002-03</p>
---	--	--	---



# Annual Leaders

## Batting Average

2008	Derek Ezell	.394
2007	Luke Lawver	.376
2006	Matt Mantle	.330
2005	Evan Bates	.351
2004	Nathan Hughes	.344
2003	Zac Bronson	.356
2002	Danny Pinkerton	.358
2001	Matt Meyr	.457
2000	Jeremy Hatfield	.363
1999	Joey Ballard	.358
1998	Brandon Eggleston	.426
1997	Chris Raffin	.380
1996	Bobby Braeckel	.355
1995	Tony Curro	.444
1994	Bryce Darnell	.436
1993	Jason Halvorson	.343
1992	Bryan Larson	.428
1991	Bryan Larson	.411
1990	Danny Rogers	.380
1989	Tim Casper	.370
1988	Steve Cole	.365
1987	Joe Majeski	.440
1986	Kevin Marsh	.381
1985	Colon Kelly	.357
1984	Joe Gho	.371
1983	Not Available	
1982	Not Available	
1981	Randy Braun	.459
1980	Rich Weisensee	.431
1979	Rich Weisensee	.307
1978	Greg Curran	.373
1977	Red O'Dell	.346
1976	Jack Patchin	.374
1975	Pat McClarty	.463
1974	Ellis Gaydou	.392
1973	Russ Selvey	.348
1972	Doug Page	.382

## Runs

2008	Derek Ezell	37
2007	Luke Lawver	40
2006	B. Velliquette, M. Mantle	33
2005	Brett Velliquette	44
2004	Nathan Hughes	28
2003	Mark Catanzaro	42
2002	Joey Ballard	52
2001	Matt Mery	71
2000	Joey Ballard	65
1999	Flave Darnell	32
1998	R.J. Forth	55
1997	Brad Smith	54
1996	Bryce Darnell	44
1995	Tony Curro	61
1994	Wayne Wente	49
1993	Jason Halvorson	42
1992	Scott Madden	74
1991	Tim Casper	80
1990	Tom Busch	46
1989	Tim Casper	68
1988	Tim Casper	56
1987	Joe Majeski	58
1986	Colon Kelly	61
1985	Colon Kelly	53
1984	Rick Berg	38
1983	Bubba Carlton, Mark Hall	15
1982	Ken Sherrell	21
1981	Randy Braun	64
1980	Bob Breig	45
1979	Red O'Dell	52
1978	Roger Dreier	37
1977	Red O'Dell	31
1976	Jack Patchin, Chick Chickering	33
1975	Chick Chickering	52

1974	Ellis Gaydou	30
1973	Russ Selvey	12
1972	Ellis Gaydou	16

## Hits

2008	Derek Ezell	67
2007	Juan Hernandez	60
2006	Matt Mantle	60
2005	Brett Molden	55
2004	Nathan Hughes	52
2003	Mark Keister	51
2002	Danny Pinkerton	57
2001	Matt Meyr	85
2000	Jeremy Hatfield	70
1999	Joey Ballard, Cory Wright	53
1998	Derrick Walters	61
1997	Stephen Crane, Brad Smith	71
1996	Bobby Braeckel	70
1995	Tony Curro	80
1994	Wayne Wente	64
1993	Jason Halvorson	46
1992	Bryan Larson	92
1991	Bryan Larson	81
1990	Danny Rogers	54
1989	Jody Hunt	77
1988	Jody Hunt	54
1987	Joe Majeski	85
1986	Kevin Marsh	75
1985	Joe Majeski	73
1984	Rick Berg	44
1983	Mark Hall	27
1982	Brad Beattie	38
1981	Randy Braun	56
1980	Rich Weisensee	90
1979	Mike Allen	46
1978	Roger Dreier	44
1977	Dan Hartley, Greg Curran	38
1976	Jack Patchin	55
1975	Pat McClarty	57
1974	Ellis Gaydou	60
1973	Fred Hill	21
1972	Ellis Gaydou	24

## Doubles

2008	Derek Ezell	18
2007	Luke Lawver	20
2006	Luke Lawver	14
2005	Brett Molden	17
2004	Zac Bronson	10
2003	Aaron Techlin, Nathan Hughes	13
2002	Danny Pinkerton, Chris Nelson	12
2001	Matt Meyr	22
2000	Matt Meyr	20
1999	Cory Wright	14
1998	Derrick Walters	16
1997	Cody Morin, Brad Smith	17
1996	Bryce Darnell	20
1995	Tony Curro	18
1994	Wayne Wente	20
1993	Wayne Wente	13
1992	David Fisher	21
1991	Bryan Larson	28
1990	Danny Rogers	10
1989	Jody Hunt	19
1988	Jody Hunt, Tim Casper	9
1987	Joe Majeski, Dale Rice	16
1986	Rick Berg, Joe Janiak	14
1985	Colon Kelly, Joe Majeski, Kevin Marsh	15
1984	Ed Phillips	11
1983	Mark Hall	8

1982	Dave Rampey	10
1981	Randy Braun	20
1980	Rich Weisensee	24
1979	Mike Allen	15
1978	Roger Dreier	8
1977	Dan Hartley	6
1976	Jack Patchin	11
1975	Pat McClarty	18
1974	Jim Long	12
1973	Fred Hill	5
1972	Joe Ketchum	5

## Triples

2008	Skyler Rawlins	3
2007	Juan Hernandez	2
2006	Juan Hernandez	4
2005	Luke Lawver, Jeff Taylor, Landon Harris, Trevor Whipkey	1
2004	Jeff Taylor	3
2003	Aaron Techlin, Mark Keister	2
2002	Joey Ballard	3
2001	Joey Ballard	5
2000	Joey Ballard, Justin Dudinsky	4
1999	Flave Darnell, Cory Wright	1
1998	R.J. Forth, Will Miller, Cody Morin	2
1997	Brad Smith	6
1996	Stephen Crane, R.J. Forth, Matt Nelson	3
1995	Tony Curro, Dwayne Walters	4
1994	Wayne Wente, Mike Zirngibl	5
1993	Wayne Wente	5
1992	Scott Madden	6
1991	Tim Casper	5
1990	Danny Rogers	5
1989	Tim Casper	5
1988	Jim Baranoski, Steve Carvajal	2
1987	Joe Majeski	6
1986	Joe Janiak	7
1985	Joe Majeski	7
1984	Mike McQuality, Ed Phillips, Joe Majeski	3
1983	Mark Hall	4
1982	Tony Good	7
1981	Randy Braun, Mike Merrifield	3
1980	Bob Breig	7
1979	Dennis Riffer	4
1978	Roger Dreier	3
1977	Greg Curran	4
1976	Jack Patchin, Chick Chickering	3
1975	Carl Nitsche, Mike Hagedorn	5
1974	Ellis Gaydou, Doug Page, Joe Eberhard	3
1973	Ken Schroer, Jim Long	2
1972	Doug Page, Tim Allan	3

## Home Runs

2008	Derek Ezell	8
2007	Luke Lawver	6
2006	Landon Harris	9
2005	Brett Molden	5
2004	Nathan Hughes	11
2003	Mark Keister	10
2002	Danny Pinkerton	9
2001	Matt Meyr, Nathan Hughes	7
2000	Jeremy Hatfield	8

1999	Justin Dudinsky	4
1998	Derrick Walters	10
1997	Brad Smith	5
1996	Brad Ward	6
1995	Tony Curro	7
1994	Wayne Wente	10
1993	Clark Wagner	4
1992	David Fisher	6
1991	Bryan Larson	9
1990	Danny Rogers	10
1989	Jim Baranoski	16
1988	Jim Baranoski	13
1987	Mark Handel	16
1986	Kevin Marsh	12
1985	Kevin Marsh, Rick Berg	5
1984	Mike McQuality	6
1983	Joe Gasaway, Rick Dzingel	2
1982	Mark Hall, Brad Beattie, Dave Rampey, Rich Willhite, Mike Merrifield	2
1981	Randy Braun	16
1980	Rich Weisensee	5
1979	Gary Wallace	5
1978	Doug Adams	5
1977	Dan Hartley	4
1976	Jack Patchin	5
1975	Chick Chickering	6
1974	Mike Hagedorn	7
1973	Mike Whelan	1
1972	Doug Page, Chuck Bottero, Bob Tignor, Dave Evans	1

## Runs Batted In

2008	Derek Ezell	42
2007	Henry Adams	35
2006	Kyle Knight	34
2005	Brett Molden	47
2004	Nathan Hughes	42
2003	Mark Keister	53
2002	Nathan Hughes	42
2001	Matt Meyr	73
2000	Jeremy Hatfield	54
1999	Cory Wright	29
1998	Derrick Walters	50
1997	Chris Raffin	46
1996	Bryce Darnell	48
1995	Tony Curro	57
1994	Wayne Wente	58
1993	Wayne Wente	36
1992	Scott Madden	68
1991	Bryan Larson	76
1990	Danny Rogers	56
1989	Jim Baranoski, Danny Rogers	68
1988	Jody Hunt	44
1987	Joe Janiak	71
1986	Chris Adams	58
1985	Joe Majeski	49
1984	Rick Berg	34
1983	Joe Gasaway	16
1982	Mike Merrifield	22
1981	Randy Braun	71
1980	Bob Breig	42
1979	Mike Allen	37
1978	Greg Curran	27
1977	Greg Curran	28
1976	Jack Patchin	44
1975	Pat McClarty	33
1974	Mike Hagedorn	26
1973	Russ Selvey	15
1972	Joe Ketchum	17

# Annual Leaders

## Slugging Percentage

2008	Derek Ezell	.653
2007	Luke Lawver	.618
2006	Landon Harris	.579
2005	Landon Harris	.545
2004	Nathan Hughes	.623
2003	Mark Keister	.614
2002	Danny Pinkerton	.604
2001	Matt Meyr	.720
2000	Jeremy Hatfield	.611
1999	Justin Dudinsky	.600
1998	Derrick Walters	.738
1997	Brad Smith	.605
1996	Bryce Darnell	.511
1995	Tony Curro	.706
1994	Wayne Wente	.838
1993	Wayne Wente	.553
1992	David Fisher	.612
1991	Bryan Larson	.711
1990	Danny Rogers	.732
1989	Jim Baranoski	.635
1988	Jim Baranoski	.689
1987	Mark Handel	.758
1986	Kevin Marsh	.629
1985	Joe Majeski	.524
1984	Mike McQuality	.608
1983	Not Available	
1982	Not Available	
1981	Not Available	
1980	Rich Weisensee	.655
1979	Gary Wallace	.465
1978	Greg Curran	.527
1977	Dan Hartley	.500
1976	Jack Patchin	.592
1975	Pat McClarty	.691
1974	Mike Vaughan	.568
1973	Russ Selvey	.435
1972	Tim Allan	.667

## On Base Percentage

2008	Derek Ezell	.488
2007	Matt Mantle	.491
2006	Brett Velliquette	.402
2005	Evan Bates	.457
2004	Nathan Hughes	.429
2003	Zac Bronson	.423
2002	Joey Ballard	.482
2001	Matt Meyr	.528
2000	Jeremy Hatfield	.525
1999	Joey Ballard	.455
1998	Derrick Walters	.528
1997	Chris Raffin	.465
1996	Dwayne Walters	.527
1995	Tony Curro	.542
1994	Bryce Darnell	.577
1993	Jason Halvorson	.506
1992	Bryan Larson	.525
1991	Tim Casper	.523
1990	Danny Rogers	.503
1989	Tim Casper	.488
1988	Jim Baranoski	.487
1987	Joe Majeski	.550
1986	Rick Berg	.522
1985	Kevin Marsh	.462
1984	Rick Berg	.584
1983	Not Available	
1982	Not Available	
1981	Not Available	
1980	Rich Weisensee	.476
1979	Not Available	
1978	Not Available	
1977	Not Available	
1976	Not Available	
1975	Pat McClarty	.587
1974	Not Available	
1973	Russ Selvey	.474

1972	Doug Page	.452
------	-----------	------

## Walks

2008	Derek Ezell	19
2007	Luke Lawver	22
2006	Brett Velliquette	25
2005	Brett Velliquette	37
2004	Brett Velliquette	26
2003	Mark Catanzaro	25
2002	Joey Ballard	47
2001	Joey Ballard	36
2000	Jeremy Hatfield	43
1999	Shawn Mayes	37
1998	R.J. Forth	30
1997	Will Miller	59
1996	Stephen Crane	36
1995	Stephen Crane	41
1994	Wayne Wente	40
1993	Jason Halvorson	41
1992	Bob Kneefe	45
1991	Tim Casper	70
1990	Tim Casper	38
1989	Tim Casper	49
1988	Colon Kelly	50
1987	Colon Kelly	60
1986	Colon Kelly, Rick Berg	58
1985	Rick Berg	61
1984	Rick Berg	46
1983	Not Available	
1982	Not Available	
1981	Not Available	
1980	Bob Breig	36
1979	Red O'Dell	83
1978	Red O'Dell	8
1977	Not Available	
1976	Not Available	
1975	Pat McClarty	37
1974	Not Available	
1973	Ellis Gaydou	13
1972	Tyrone Hill	12

## Strikeouts (batting)

2008	Skyler Rawlins	43
2007	Matt Mantle	27
2006	Matt Mantle	45
2005	Brett Velliquette	41
2004	Brett Molden, Jeff Taylor	28
2003	Mark Keister	29
2002	Mark Keister	36
2001	Nathan Hughes	27
2000	Cory Wright	46
1999	Shawn Mayes	27
1998	Cody Morin	29
1997	Will Miller, Cody Morin	33
1996	Stephen Crane, Zack Harpole	31
1995	Chris Gold	37
1994	Clark Wagner	39
1993	David Leathers	33
1992	Clark Wagner	34
1991	Mark Baker	34
1990	Danny Rogers	39
1989	Danny Rogers	40
1988	Danny Rogers	36
1987	Mark Handel	40
1986	Kevin Marsh	45
1985	Brian Taylor	45
1984	Ed Phillips	25
1983	Not Available	
1982	Not Available	
1981	Not Available	
1980	Ken Sherrell	25
1979	Not Available	
1978	Randy Cable	8
1977	Not Available	
1976	Not Available	

1975	Mike Vaughan	27
1974	Not Available	
1973	Brene Busken	15
1972	Bob VonPaige	13

## Stolen Bases

2008	Juan Hernandez	10
2007	Juan Hernandez	12
2006	Matt Mantle	9
2005	Brett Velliquette	7
2004	Mark Catanzaro	7
2003	Zac Bronson	6
2002	Joey Ballard	16
2001	Joey Ballard	21
2000	Cory Wright	22
1999	Cory Wright	16
1998	Stephen Crane, Will Miller	4
1997	Brad Smith	7
1996	Stephen Crane, Andrew Buchanan	13
1995	Stephen Crane	26
1994	Mike Zirngibl	41
1993	Mike Zirngibl	22
1992	Scott Madden	24
1991	Tim Casper	33
1990	Tom Busch	14
1989	Tim Casper	20
1988	Colon Kelly	21
1987	Colon Kelly	24
1986	Scott Luton	21
1985	Colon Kelly	27
1984	Rick Berg	8
1983	Rich Canan	7
1982	Mark Hall, Dave Rampey	6
1981	Ken Sherrell	7
1980	Bob Breig	18
1979	Red O'Dell	30
1978	Jay Coleman, Red O'Dell	9
1977	Charles Valentine	12
1976	Not Available	
1975	Chick Chickering	28
1974	Phil Morgan	23
1973	Brene Busken	18
1972	Doug Page, Joe Ketchum	9

## Sacrifice Hits

2008	Skyler Rawlins	5
2007	Brett Velliquette	7
2006	Juan Hernandez	6
2005	Kyle Knight	7
2004	Mark Catanzaro, Brett Velliquette	5
2003	Zac Bronson	9
2002	Aaron Techlin	12
2001	Joey Ballard	8
2000	Richard Petty	5
1999	Shawn Mayes, Sean Ritchie	6
1998	Bobby Braeckel, Stephen Crane	3
1997	Bobby Brackel, Stephen Crane, Chris Raffin, Brad Smith	3
1996	R.J. Forth	8
1995	Zack Harpole	6
1994	Zack Harpole, Dan Reid	4
1993	Zack Harpole, Mike Zirngibl	5
1992	Jason Halvorson, Mike Zirngibl	6
1991	Tony Tichy	9
1990	Kevin Koch	6
1989	Robert Fisher, Mike Swidler	6
1988	Tim Casper	3

1987	Leroy Hagedorn	5
1986	Rick Berg	8
1985	Rich Berg	9
1984	Mike Gibson	5
1983	Joe Gasaway, Rick Dzingel	2
1982	Ken Sherrell, Mike Merrifield	3
1981	Randy Braun, Ken Henderson, Harris Randles	3
1980	Dennis Riffer	5
1979	Lindy Snider	5
1978	Mike Allen, Lindy Snider, Steve Spatz	1
1977	Not Available	
1976	Not Available	
1975	Pat McClarty	9
1974	Not Available	
1973	Not Available	
1972	Doug Page	6

## Pitching Appearances

2008	Jacob Garrison	19
2007	L. Lawver, A. Jenkins	16
2006	Pete Marjamaa	15
2005	Michael Meyer	13
2004	Evan Bates	14
2003	Evan Bates	17
2002	Jake Lawver	18
2001	Jake Lawver	21
2000	Nick Johnson	25
1999	Nathan Robertson	14
1998	Ralph Iovinelli	22
1997	Travis McGruder	26
1996	Bill Heine	20
1995	Rob Sapko	19
1994	Scott Wright	15
1993	Ryan Curry	11
1992	Todd Casper	24
1991	Todd Casper	21
1990	Gene Busby	15
1989	Gene Busby	20
1988	John Hofer	19
1987	John Hofer	22
1986	Greg Chappell	17
1985	Marty Nagel	20
1984	Marty Nagel	14
1983	Dale Olker	13
1982	Jeff Miller	13
1981	Jon Blossom	14
1980	Randy Burleson	15
1979	Ralph Jackson	17
1978	Barry Jenkins, Rob Morris	14
1977	Barry Jenkins	13
1976	Mark Butler	14
1975	Tim Allan	13
1974	Tim Doss	12
1973	Tim Doss	9
1972	Roy Knight	13

## Starts

2008	Tyler Lipscomb	13
2007	Luke Lawver	12
2006	Michael Meyer	12
2005	Michael Meyer	9
2004	Ross Bailey	10
2003	Nick Johnson	13
2002	Nick Davis, Nathan Hughes	10
2001	John Langenbacher	14
2000	Jared Mountford	13
1999	Jeremy Fowler	9
1998	Kevin Escala, Dana Morris	9
1997	Justin Dudinsky	11

# Annual Leaders

1996	Dwayne Walters	15
1995	Scott Wright	14
1994	Scott Wright	14
1993	Matt Auer	10
1992	Chuck Pittman	14
1991	Ken Grundt, Chuck Pittman	14
1990	Chuck Pittman, Mike Stebbins	10
1989	Mike Parker, Mike Stebbins	13
1988	Jim Krull	14
1987	Tim Williams	13
1986	Tim Williams	15
1985	Doug Stockam	14
1984	Dale Olker	12
1983	Gary Bradshaw	11
1982	Gary Bradshaw	12
1981	Gary Bradshaw	11
1980	Brad Coggin	13
1979	Ralph Jackson	12
1978	Barry Jenkins	13
1977	Barry Jenkins	13
1976	Mark Butler	11
1975	Bob Baker, Tim Allan	12
1974	Tim Doss	10
1973	Tim Doss	9
1972	Bob Tignor	8

## Complete Games

2008	Tyler Lipscomb	4
2007	Luke Lawver	3
2006	Michael Meyer	5
2005	Daniel Ritchhart	5
2004	Kyle Rogers	2
2003	Nick Davis, Nick Johnson	5
2002	Nick Davis, Nick Johnson, Jeremy McMullen	3
2001	John Langenbacher	5
2000	Jerrold Reineke	3
1999	Malachi Momper	2
1998	Ralph Iovinelli	3
1997	Justin Dudinsky, Ralph Iovinelli	1
1996	Andy Hill, Dwayne Walters	5
1995	Scott Wright	3
1994	Scott Wright	7
1993	Matt Auer	3
1992	Matt Auer	2
1991	Chuck Pittman	7
1990	Chuck Pittman, Mike Stebbins	4
1989	Mike Parker	7
1988	Jim Krull	4
1987	Tim Williams	7
1986	Doug Stockam	8
1985	Dennis Shanks	6
1984	Mick Gildehaus	7
1983	Dale Olker	8
1982	Gary Bradshaw	9
1981	Gary Bradshaw	8
1980	Brad Coggin	7
1979	Ralph Jackson	6
1978	Barry Jenkins	9
1977	Barry Jenkins	9
1976	Mark Butler	6
1975	Bob Baker	5
1974	Tim Doss	9
1973	Tim Doss	4
1972	Bob Tignor	3

## Victories

2008	T. Lipscomb, S. Roberson, R. Verfurth	4
2007	L. Lawver, L. Vestal	5
2006	Michael Meyer	4
2005	Daniel Ritchhart	7
2004	Matt Lawrence	4
2003	Nick Davis	6
2002	Nick Davis	6
2001	Jake Lawver	8
2000	Jerrold Reineke	5
1999	Nathan Robertson	4
1998	Ralph Iovinelli	5
1997	Ralph Iovinelli, Travis McGruder	5
1996	Dwayne Walters	6
1995	Scott Wright	9
1994	Scott Wright	8
1993	Rick Lapka	4
1992	Chuck Pittman	10
1991	Tim Luther	11
1990	Mike Stebbins	7
1989	Mike Parker	8
1988	Jim Krull	7
1987	Tim Williams	7
1986	Doug Stockam	10
1985	Doug Stockam	8
1984	Mick Gildehaus	7
1983	Dale Olker	8
1982	Gary Bradshaw	7
1981	Gary Bradshaw	8
1980	Brad Coggin	7
1979	Larry Augustine, Ralph Jackson, Dave McCaulla	5
1978	Barry Jenkins	9
1977	Barry Jenkins	5
1976	Mark Butler, Steve Carlton	6
1975	Bob Baker	7
1974	Tim Doss	9
1973	Tim Doss	6
1972	Tim Allan	5

## Saves

2008	J. Garrison, J. Katchmar, M. Mantle, S. Roberson	1
2007	Kyle Knight	3
2006	None	
2005	Evan Bates	2
2004	Evan Bates	5
2003	Jake Lawver	5
2002	Jake Lawver	5
2001	Jake Lawver	4
2000	Nick Johnson	8
1999	Nathan Robertson	2
1998	Ralph Iovinelli	6
1997	Travis McGruder	4
1996	Kirk Harryman	2
1995	Rob Sapko	6
1994	Chad Baker, Rob Sapko	2
1993	Scott Miller	3
1992	Todd Casper	10
1991	Todd Casper	6
1990	Darren Gaffney, Ken Grundt	2
1989	Mark Stephens, Gene Busby	1
1988	John Hofer	3
1987	John Hofer	3
1986	Greg Chappell	2
1985	Marty Nagel	4
1984	Marty Nagel	3
1983	None	
1982	None	
1981	Jon Blossom	3
1980	Terry Swartz	7

1979	Ron Koenig	2
1978	None	
1977	David Miller	3
1976	None	
1975	Tim Allan	1
1974	None	
1973	David Smith	1
1972	Dave Efrid, Bryan Wisdom	1

## Earned Run Average

(min. 20 innings)

2008	Tyler Lipscomb	6.43
2007	Aaron Jenkins	4.84
2006	Luke Lawver	2.45
2005	Daniel Ritchhart	2.43
2004	Daniel Ritchhart	2.13
2003	Jake Lawver	2.96
2002	Nick Davis	3.53
2001	Jeremy Hatfield	2.41
2000	Nick Johnson	4.04
1999	Malachi Momper	5.40
1998	Kevin Escala	5.77
1997	Jon Henry	4.25
1996	Dwayne Walters	4.15
1995	Rob Sapko	0.85
1994	Chad Baker	1.74
1993	Todd Casper	3.51
1992	Todd Casper	1.24
1991	Tim Luther	1.97
1990	Mike Stebbins	4.06
1989	Mike Stebbins	3.29
1988	Mark Stephens	4.18
1987	Mike Stebbins	3.34
1986	Doug Stockam	4.84
1985	Steve Langhauser	2.31
1984	Dale Olker	5.17
1983	Not Available	
1982	Not Available	
1981	Gary Bradshaw	3.12
1980	Terry Swartz	2.81
1979	Dave McCaulla	1.95
1978	Ralph Jackson	1.76
1977	Dennis Selbe	1.74
1976	Steve Carlton	1.36
1975	Bob Baker	2.36
1974	Bob Wisdom	1.66
1973	Tom Hilton	1.55
1972	Bob Tignor	1.93

## Innings Pitched

2008	Tyler Lipscomb	84.0
2007	L. Lawver, L. Vestal	64.2
2006	Michael Meyer	72.1
2005	Daniel Ritchhart	70.1
2004	Ross Bailey	59.0
2003	Nick Davis, Nick Johnson	72.0
2002	Nick Davis	63.2
2001	John Langenbacher	85.2
2000	Jared Mountford	65.0
1999	Malachi Momper	45.0
1998	Ralph Iovinelli	78.0
1997	Ralph Iovinelli	54.7
1996	Dwayne Walters	93.3
1995	Scott Wright	98.7
1994	Scott Wright	89.3
1993	Matt Auer	64.1
1992	Chuck Pittman	69.0
1991	Ken Grundt	86.1
1990	Mike Stebbins	62.0
1989	Mike Parker	78.7
1988	Jim Krull	73.7
1987	Tim Williams	88.0
1986	Doug Stockam	96.7
1985	Doug Stockam	96.0
1984	Dale Olker	69.2

1983	Dale Olker	73.0
1982	Gary Bradshaw	73.0
1981	Gary Bradshaw	66.1
1980	Brad Coggin	79.0
1979	Ralph Jackson	76.1
1978	Barry Jenkins	88.2
1977	Barry Jenkins	73.0
1976	Steve Carlton	72.2
1975	Dave Beezley	53.1
1974	Tim Doss	75.2
1973	Tim Doss	57.0
1972	Bob Tignor	51.1

## Strikeouts (pitching)

2008	Tyler Lipscomb	64
2007	Luke Lawver	39
2006	Michael Meyer	37
2005	Michael Meyer	36
2004	Ross Bailey	42
2003	Nick Davis	73
2002	Nathan Hughes	57
2001	John Langenbacher	79
2000	Jared Mountford	63
1999	Malachi Momper	37
1998	Ralph Iovinelli	67
1997	Justin Dudinsky	52
1996	Dwayne Walters	80
1995	Scott Wright	93
1994	Scott Wright	65
1993	Matt Auer	50
1992	Mark Baker	44
1991	Tim Luther	94
1990	Chuck Pittman	47
1989	Mike Parker	71
1988	Jim Krull	51
1987	Tim Williams	68
1986	Tim Williams	77
1985	Doug Stockam	68
1984	Mick Gildehaus	60
1983	Dale Olker	68
1982	Gary Bradshaw	43
1981	Gary Bradshaw	47
1980	Brad Coggin	62
1979	Ralph Jackson	55
1978	Barry Jenkins	73
1977	Barry Jenkins	38
1976	Steve Carlton	83
1975	Dave Beezley	48
1974	Tim Doss	43
1973	Tim Allan, Tim Doss	32
1972	Bob Tignor	39

\* - Many statistics from 1981-1983 were found by using box scores and line scores in the Joplin Globe. Therefore, leaders for those years are as accurate as possible. Some statistics, such as batting average, slugging percentage, and earned run average are not included, as these would be inaccurate based on limited information in the necessary categories.



# The MIAA



MIAA Commissioner  
Jim Johnson  
Phone: (913) 341-3839  
Fax: (913) 341-5887  
jjohnson@themiaa.com



Assistant to the  
Commissioner for  
Media Relations  
Matt Newbery  
Phone: (913) 341-3080  
Fax: (913) 341-2995  
mnewbery@themiaa.com



Assistant Commissioner/  
Senior Woman  
Administrator  
Natasha Oakes  
Phone: (913) 754-0444  
noakes@themiaa.com



Over the past 96 years, the MIAA has gained the reputation of being one of the top NCAA Division II conferences in the nation.

MIAA student-athletes have won 13 NCAA team championships and, since 1964, 141 individual national titles. The MIAA currently conducts championships in seven sports for men and seven for women.

For the men, champions are crowned in football, cross country, basketball, indoor and outdoor track & field, baseball, tennis and golf. The women compete for titles in volleyball, cross country, soccer, basketball, indoor and outdoor track & field, softball and tennis.

The MIAA turned a new page on July 1, 1992, when the NCAA Division II conference changed its name from the Missouri Intercollegiate Athletic Association to the Mid-America Intercollegiate Athletics Association.

The decision to make the change originated in 1989, when Pittsburg State University and Washburn University became the first schools outside the state of Missouri to gain membership in the MIAA.

The conference was first organized in 1912 with 14 member institutions. Of those original members, Central Missouri State University, Truman State University, and Northwest Missouri State University are the only original schools still members.

The first change in membership came in 1924, when the MIAA reorganized to include only the five regional Missouri state colleges: Central, Truman (at the time known as Northeast Missouri State), Northwest, Southeast Missouri State University and Southwest Missouri State University. Over the next 56 years, three schools joined the membership: the Missouri School of Mines (now University of Missouri Science & Technology) in 1935, Lincoln University in 1970, and the University of Missouri-St. Louis in 1980.



The 1980s brought the biggest changes in the conference. In 1981, Southwest Missouri State University opted to move to NCAA Division I and the MIAA appointed its first full-time commissioner, Ken Jones, in July.

He would be in the position for 16 years, retiring in 1997. Former Gulf South and Metro commissioner Ralph McFillen succeeded Jones, serving 10 years before his retirement in 2007. Jim Johnson succeeded McFillen in July of that year.

Southwest Baptist University brought membership back to eight schools in 1986, before the major expansion of the conference in 1989. Pittsburg State, Washburn, Missouri Southern State College (now University) and Missouri Western State College – formerly members of the Central States Intercollegiate Conference – began competition in the 1989-90 season.

Southeast Missouri State left the MIAA following the 1990-91 season to move on to NCAA Division I, and was replaced by Emporia State University in the 1991-92 season.

In August 1991, Judy Willson was hired as the MIAA's first full-time sports information director. She left in 1994, and was succeeded by Matt Newbery, formerly the assistant sports information director at Pittsburg State. He became the assistant to the commissioner for media relations in 2005.

A third full-time staff member was added in 2005, as former Emporia State track athlete Natasha Oakes was hired as assistant to the commissioner for compliance.

The membership of the MIAA is at 10 schools, with the departure of Missouri-St. Louis in 1996 and Missouri-Rolla in 2005 and the forfeiture of membership by Lincoln in 1999. The conference added Fort Hays State University in 2006 and the University of Nebraska-Omaha in 2008.

## MIAA Members

School	Joined
University of Central Missouri	1912
Emporia State University	1991
Fort Hays State University	2006
Missouri Southern State University	1989
Missouri Western State University	1989
Nebraska-Omaha	2008
Northwest Missouri State University	1912
Pittsburg State University	1989
Southwest Baptist University	1986
Truman State University	1912
Washburn University	1989

## All-Time MIAA Champions

Year	School	1986.....CMSU
2008.....	ESU	1985.....SEMSU
2007.....	UCM	1984.....UMSL
2006.....	ESU	1983.....NWMSU
2005.....	CMSU	1982.....NWMSU
2004.....	CMSU	1981.....CMSU
2003.....	CMSU	1980.....NWMSU
2002.....	CMSU	1979.....SMSU
2001.....	CMSU	1978.....NWMSU
2000.....	CMSU	1977.....SEMSU
1999.....	PSU	1976.....SEMSU
1998.....	CMSU	1975.....NWMSU
1997.....	CMSU	1974.....CMSU
1996.....	CMSU	1973.....NWMSU
1995.....	CMSU	1972.....UMR
1994.....	CMSU	1971.....CMSU
1993.....	ESU	1970.....SMSU
1992.....	MSSU	1969.....SMSU
1991.....	MSSU	1968.....UMR
1990.....	CMSU	1967.....SEMSU
1989.....	CMSU	1966.....CMSU
1988.....	CMSU	
1987.....	SEMSU	

### MIAA titles won or shared:

UCM 19, NWMSU 6, SEMSU 5, SMSU 3, ESU 3, UMR 2, MSSU 2, UMSL 1, PSU 1.

### How the MIAA champion was determined

1966-70, 1979-83: Best-of-three series between Northern and Southern Division winners.

1971-78: Best regular season conference record.

1984: Top three teams in each division advanced to six-team, double-elimination bracket (one of the teams, UMR, chose not to participate).

1985-93: Top two teams in each division advanced to a four-team, double-elimination bracket.

1994-96, 1998-2000: Eight teams advanced to postseason, with four teams eliminated through best-of-three series. The series winners played a four-team, double-elimination tournament.

1997: Two four-team double elimination brackets, with winners playing a best-of-three championship series.

2001-present: Best regular season conference record. Four-team, double-elimination tournament winner is recognized separately.

Southeast Missouri State, Southwest Missouri State, Missouri-Rolla and Missouri-St. Louis are no longer members of the MIAA.

# MIAA Review

## 2008 MIAA Baseball Standings

	MIAA				Overall			
	W	L	T	Pct.	W	L	T	Pct.
Emporia State	32	4	0	.889	50	10	0	.833
Central Missouri	26	8	0	.765	47	17	0	.734
Missouri Western	22	14	0	.611	25	24	0	.510
Fort Hays State	21	15	0	.583	28	30	0	.483
Northwest Missouri St.	18	16	0	.529	29	22	0	.569
Pittsburg State	16	20	0	.444	22	28	0	.440
Missouri Southern	16	20	0	.444	19	33	0	.365
Washburn	12	24	0	.333	17	29	0	.370
Southwest Baptist	9	27	0	.250	11	33	0	.250
Truman	6	30	0	.167	8	42	0	.160
Nebraska-Omaha	0	0	0	.000	0	0	0	.000

Brian Majors, ESU	OF	5-10	175	Sr.	Owasso, Okla.
Blaine Rutledge, UCM	OF	6-0	195	Sr.	Victoria, Minn.
Connor Crumbliss, ESU	DH	5-8	170	Jr.	Arkansas City, Kan.
Brett Becker, FHSU	UT	5-9	170	Jr.	Topeka, Kan.
Ben Toedebusch, MWSU	UT	6-0	205	Sr.	Troy, Mo.

\* - Unanimous selection

Two utility players selected due to a tie in voting

Player of the Year: Keith Hernandez, C, ESU (unanimous choice)

Pitcher of the Year: Mark Carey, RHP, UCM

Freshman of the Year: Ryan Majercik, C, FHSU

Wilson Coach of the Year: Bob Fornelli, ESU (unanimous choice)

Second Team	Pos	Ht	Wt	Yr	Hometown
Bret Harvel, NWMSU	P	6-3	200	Jr.	Lee's Summit, Mo.
Danny Potje, UCM	P	6-4	190	So.	Arnold, Mo.
Jared Potts, UCM	P	6-3	200	Sr.	Grove, Okla.
Evan Nickell, NWMSU	RP	6-0	230	Sr.	Lee's Summit, Mo.
Luis Perez, UCM	C	6-1	205	Sr.	Valencia, Venezuela
Derek Ezell, MSSU	1B	6-0	205	Jr.	Lee's Summit, Mo.
Nick Pfeiffer, NWMSU	2B	5-10	175	So.	Winigan, Mo.
Ryan Bledsoe, NWMSU	SS	5-9	180	Sr.	Union, Mo.
Iain Dykins, UCM	3B	6-3	205	Sr.	Reno, Nev.
Greg Bieker, FHSU	OF	6-5	190	So.	Hays, Kan.
Taylor House, PSU	OF	5-9	175	Jr.	Neosho, Mo.
Troy Landi, MWSU	OF	6-1	185	So.	Blue Springs, Mo.
Brad Mountjoy, SBU	OF	6-0	190	Jr.	Blue Springs, Mo.
Mike Hallam, UCM	DH	6-3	215	Jr.	Forney, Texas
Justin Barnhart, SBU	UT	5-11	170	So.	St. Charles, Mo.

Four outfielders selected due to ties in voting

## 2008 All-MIAA Baseball Team

First Team	Pos	Ht	Wt	Yr	Hometown
*Tyler Applehans, ESU	P	6-0	215	Jr.	Fredonia, Kan.
*Mark Carey, UCM	P	6-2	215	Jr.	East Alton, Ill.
Everett Saul, MWSU	P	6-4	210	Sr.	Cochecton, N.Y.
Chris Matlock, UCM	RP	6-2	180	Jr.	Springfield, Mo.
*Keith Hernandez, ESU	C	5-10	200	Sr.	Pio Rico, Ariz.
*Dusty Washburn, FHSU	1B	6-3	230	Jr.	Hays, Kan.
*Anthony Dreiling, ESU	2B	6-2	180	Jr.	Shawnee, Kan.
Brian McBryde, UCM	SS	6-0	180	Sr.	Humble, Texas
Adam Carolan, MWSU	3B	5-11	180	Sr.	Sacramento, Calif.
*Eric Shortell, ESU	OF	6-0	190	Sr.	Mission, Kan.

## 2008 MIAA Team Statistics

### BATTING

Team	Gms	AB	H	RBI	2B	3B	HR	Avg.
ESU	60	2009	721	576	128	12	97	.359
FHSU	58	1932	646	427	130	20	88	.334
UCM	64	2149	689	403	147	15	55	.321
MSSU	52	1638	496	263	94	14	32	.303
NWMSU	51	1605	484	293	92	12	50	.302
MWSU	49	1512	445	257	92	11	35	.294
PSU	50	1536	449	250	83	11	29	.292
WU	46	1439	406	209	78	11	26	.282
SBU	44	1334	363	195	83	7	24	.272
TSU	50	1511	407	209	60	8	25	.269

### PITCHING

Team	Gms	IP	H	R	ER	BB	SO	HR	ERA
UCM	64	536.0	516	289	219	189	490	52	3.68
MWSU	49	368.0	424	249	196	145	282	27	4.79
NWMSU	51	390.2	471	283	224	140	272	51	5.16
ESU	60	482.0	587	346	285	156	425	60	5.32
WU	46	359.1	436	279	228	138	242	29	5.71
PSU	50	381.2	519	362	295	164	274	57	6.96
FHSU	58	442.1	590	411	349	185	294	60	7.10
MSSU	52	388.1	596	463	351	174	238	40	8.13
SBU	44	320.0	512	412	290	147	194	42	8.16
TSU	50	363.2	571	426	348	154	188	66	8.61

### FIELDING

Team	Gms	PO	A	E	DP	Pct.
UCM	64	1608	602	80	44	.965
NWMSU	51	1172	536	72	48	.960
ESU	60	1446	532	91	51	.956
WU	46	1078	502	76	37	.954
PSU	50	1145	469	80	37	.953
FHSU	58	1327	619	98	56	.952
MWSU	49	1104	463	82	35	.950
TSU	50	1091	469	94	31	.943
SBU	44	960	414	99	27	.933
MSSU	52	1165	429	122	25	.929

### SCORING

Team	Gms	Runs	Avg.
ESU	60	634	10.6
FHSU	58	465	8.0
UCM	64	456	7.1
NWMSU	51	336	6.6
MWSU	49	298	6.1
PSU	50	289	5.8
MSSU	52	296	5.7
WU	46	236	5.1
TSU	50	239	4.8
SBU	44	208	4.7

## 2008 MIAA Individual Statistics

### BATTING

	Yr.	Team	Gms	AB	H	Avg.
1. Keith Hernandez	Sr.	ESU	50	169	78	.462
2. Brian Majors	Sr.	ESU	60	253	107	.423
3. Taylor House	Fr.	PSU	50	172	70	.407
4. Greg Bieker	So.	FHSU	53	198	79	.399
5. Blaine Rutledge	Sr.	UCM	63	220	87	.395
6. Derek Ezell	Jr.	MSSU	50	170	67	.394
7. Ryan Bledsoe	Sr.	NWMSU	51	207	81	.391
8. Brad Mountjoy	Sr.	SBU	42	138	53	.384
9. Dusty Washburn	Jr.	FHSU	58	206	79	.383
10. Clay Weatherford	Sr.	UCM	62	204	78	.382

### SLUGGING PCT

	Yr.	Team	Gms	AB	TB	Slug%
1. Keith Hernandez	Sr.	ESU	50	169	149	.882
2. Eric Shortell	Sr.	ESU	60	210	164	.781
3. Dusty Washburn	Jr.	FHSU	58	206	157	.762
4. Greg Bieker	So.	FHSU	53	198	144	.727
5. Derek Ezell	Jr.	MSSU	50	170	111	.653
6. Adam Carolan	Sr.	MWSU	49	176	114	.648
7. Brian Majors	Sr.	ESU	60	253	157	.621
8. Ryan Bledsoe	Sr.	NWMSU	51	207	128	.618
9. Brad Mountjoy	Sr.	SBU	42	138	84	.609
10. Taylor House	Fr.	PSU	50	172	104	.605

# MIAA Review

## 2008 MIAA Individual Statistics (continued)

ON BASE PCT							STOLEN BASES							
1. Keith Hernandez	Sr.	ESU	50	225	128	.569	1. Troy Landi	Jr.	MWSU	49	28	0.57		
2. Taylor House	Fr.	PSU	50	220	117	.532	2. Eric Shortell	Sr.	ESU	60	33	0.55		
3. Kevin Wempe	Fr.	ESU	52	198	97	.490	3. Brian Majors	Sr.	ESU	60	29	0.48		
4. Derek Ezell	Jr.	MSSU	50	201	98	.488	4. Chris Benham	Jr.	NWMSU	49	21	0.43		
5. Eric Shortell	Sr.	ESU	60	279	136	.487	5. Ryan Bledsoe	Sr.	NWMSU	51	18	0.35		
6. Brad Mountjoy	Sr.	SBU	42	165	79	.479	6. Blaine Rutledge	Sr.	UCM	63	22	0.35		
7. Ben Malick	Jr.	NWMSU	51	214	100	.467	7. Brian McBryde	Sr.	UCM	64	22	0.34		
8. Brian Majors	Sr.	ESU	60	279	133	.462	8. Will Feil	Jr.	UCM	60	17	0.28		
9. Blaine Rutledge	Sr.	UCM	63	252	115	.460	9. Adam Carolan	Sr.	MWSU	49	13	0.27		
10. Anthony Dreiling	Jr.	ESU	57	248	114	.460	10. Taylor House	Fr.	PSU	50	13	0.26		
DOUBLES							VICTORIES							
1. Adam Carolan	Sr.	MWSU	49	21	0.43		1. Tyler Applehans	Jr.	ESU	14	10-1			
2. Greg Bieker	So.	FHSU	53	21	0.40		2. Brock Nehls	Sr.	ESU	17	10-2			
3. Justin Barnhart	So.	SBU	44	17	0.39		3. Mark Carey	Jr.	UCM	17	10-2			
4. Ryan Bledsoe	Sr.	NWMSU	51	19	0.37		4. Danny Potje	So.	UCM	14	9-2			
5. Derek Ezell	Jr.	MSSU	50	18	0.36		5. Everett Saul	Sr.	MWSU	17	8-4			
6. Keith Hernandez	Sr.	ESU	50	17	0.34		6. Daniel Waggoner	Sr.	ESU	18	6-0			
7. Brian Majors	Sr.	ESU	60	20	0.33		7. Richard Timbrook	Sr.	ESU	14	6-2			
8. Brian McBryde	Sr.	UCM	64	21	0.33		8. Jared Potts	Sr.	UCM	15	6-5			
9. Dusty Washburn	Jr.	FHSU	58	19	0.33		6 tied with 5 victories							
10. Tyler Robbins	Jr.	FHSU	55	18	0.33									
TRIPLES							SAVES							
1. Brian Gorges	Jr.	WU	46	7	0.15		1. Chris Matlock	Jr.	UCM	33	11			
2. Brad Mounjoy	Sr.	SBU	42	3	0.07		2. Evan Nickell	Sr.	NWMSU	21	8			
3. Taylor House	Fr.	PSU	50	3	0.06		3. Curtis Hamilton	Jr.	WU	15	6			
4. Skyler Rawlins	Fr.	MSSU	50	3	0.06		4. Aaron Burris	Sr.	ESU	24	5			
5. Joshua Dilday	Fr.	TSU	39	2	0.05		5. Nate Templeton	Fr.	PSU	14	5			
6. Brian Majors	Sr.	ESU	60	3	0.05		6. Bobby McMillin	Jr.	SBU	14	4			
7. Will Feil	Jr.	UCM	60	3	0.05		7. Alex Kent	So.	UCM	21	3			
8. Wes Joy	So.	WU	41	2	0.05		8. Kyle Grup	Sr.	MWSU	14	3			
9. Tommy Bone	Sr.	MWSU	43	2	0.05		3 tied with 2 saves							
10. Brandon Kirsch	So.	NWMSU	45	2	0.04									
HOME RUNS							EARNED RUN AVG							
1. Eric Shortell	Sr.	ESU	60	23	0.38		1. Chris Matlock	Jr.	UCM	33	67.2	19	2.13	
2. Keith Hernandez	Sr.	ESU	50	18	0.36		2. Chris Rusler	Sr.	MWSU	13	56.0	26	19	3.05
3. Dusty Washburn	Jr.	FHSU	58	19	0.33		3. Mark Carey	Jr.	UCM	17	99.1	42	34	3.08
4. Britt Westman	Sr.	NWMSU	51	14	0.27		4. Danny Potje	So.	UCM	14	74.1	35	26	3.15
5. Greg Bieker	So.	FHSU	53	14	0.26		5. Tyler Applehans	Jr.	ESU	14	87.2	38	32	3.29
6. Brian Gorges	Jr.	WU	46	9	0.20		6. Billy Jones	Sr.	MWSU	9	50.2	35	24	4.26
7. Iain Dykins	Sr.	UCM	64	12	0.19		7. Bill Disselhoff	Jr.	NWMSU	9	51.2	33	27	4.70
8. Adam Carolan	Sr.	MWSU	49	9	0.18		8. Darrel Dinger	Fr.	PSU	12	69.0	49	37	4.83
9. Chris Martinez	Sr.	SBU	44	8	0.18		9. Everett Saul	Sr.	MWSU	17	76.0	46	41	4.86
10. Ryan Majercik	Fr.	FHSU	46	8	0.17		10. Chris Jackson	Jr.	MWSU	10	58.2	38	33	5.06
RUNS BATTED IN							STRIKEOUTS/GM							
1. Keith Hernandez	Sr.	ESU	50	80	1.60		1. Jarod Potts	Sr.	UCM	15	89	10.59		
2. Eric Shortell	Sr.	ESU	60	86	1.43		2. Chris Matlock	Jr.	UCM	33	79	10.51		
3. Brian Majors	Sr.	ESU	60	69	1.15		3. Richard Timbrook	Sr.	ESU	14	74	10.19		
4. Adam Carolan	Sr.	MWSU	49	54	1.10		4. Everett Saul	Sr.	MWSU	17	79	9.36		
5. Greg Bieker	So.	FHSU	53	58	1.09		5. Danny Potje	So.	UCM	14	75	9.08		
6. Tyler Robbins	Jr.	FHSU	55	57	1.04		6. Mark Carey	Jr.	UCM	17	99	8.97		
7. Dusty Washburn	Jr.	FHSU	58	59	1.02		7. Brock Nehls	Sr.	ESU	17	75	8.84		
8. Iain Dykins	Sr.	UCM	64	64	1.00		8. Bret Harvel	Jr.	NWMSU	14	64	8.82		
9. Britt Westman	Sr.	NWMSU	51	51	1.00		9. Tyler Applehans	Jr.	ESU	14	76	7.80		
10. Anthony Dreiling	Jr.	ESU	57	53	0.93		10. Chris Rusler	Sr.	MWSU	13	48	7.71		
RUNS SCORED							OPP. BATTING AVG.							
1. Kyle Peter	Jr.	WU	48	61	1.27		1. Chris Matlock	Jr.	UCM	33	240	41		.171
2. Conner Crumbliss	So.	ESU	64	75	1.17		2. Tyler Applehans	Jr.	ESU	14	330	69		.209
3. Gered Mochizuki	Sr.	UCM	64	66	1.03		3. Mark Carey	Jr.	UCM	17	361	80		.222
4. Iain Dykins	Jr.	UCM	63	61	0.97		4. Everett Saul	Sr.	MWSU	17	296	74		.250
5. Josh Paul	Sr.	UCM	58	55	0.95		5. Chris Rusler	Sr.	MWSU	13	218	56		.257
6. Brian Majors	Jr.	ESU	50	47	0.94		6. Jared Potts	Sr.	UCM	15	300	80		.267
7. Mark McBratney	Jr.	ESU	65	61	0.94		7. Danny Potje	So.	UCM	14	291	78		.268
8. Jeff Deao	Sr.	PSU	52	48	0.92		8. Bill Disselhoff	Jr.	NWMSU	9	199	56		.281
9. Troy Landi	So.	MWSU	50	44	0.88		9. Zach Engelken	Sr.	WU	11	273	80		.293
10. Nick Jaros	Sr.	UCM	49	43	0.88		10. Chris Jackson	Jr.	MWSU	10	238	70		.294



# MIAA Records

## INDIVIDUAL BATTING

### Most Games Played

Season: 66, Will Bradley, Shawn Callahan, & Josh Eftink, UCM, 2005  
Career: 246, Brian McBryde, UCM 2005-08

### Most At-Bats

Game: 9, Iain Dykins, UCM vs. Sonoma (Calif.) State, 5/26/08; Balin Bergman, UCM vs. Sonoma (Calif.) State, 5/26/08  
Season: 258, Eric Errante, UCM, 2004  
Career: 862, Brian McBryde, UCM 2005-08

### Most Runs Scored:

Game: 7, Ben Slemmer, UCM vs. ESU, 4/19/98  
Season: 103, Eric Stuckenschneider, UCM, 1994; Eric Errante, UCM 2004  
Career: 297, Craig Ringe, UCM 1999-2002

### Most Hits

Game: 6, Jay Hearn, NWMSU vs. Nebraska-Omaha, 4/2/96; Jason Meysenburg, WU vs. TSU, 4/2/03; Jeff Maxon, WU vs. Minnesota-Crookston, 3/12/07  
Season: 107, Brian Majors, ESU 2008  
Career: 312, Brian McBryde, UCM 2005-08

### Most Doubles

Game: 4, Wayne Wenthe, MSSU vs. SBU, 1993  
Season: 28, Bryan Larson, MSSU, 1991  
Career: 66, Brian McBryde, UCM 2005-08

### Most Triples

Game: 3, Ken Brown, SMSU vs. UMR, 5/8/66; Mark Smith, NWMSU vs. Eckerd (Fla.), 3/1/79; Brian McBryde, UCM vs. UMR, 5/4/05; James Morrison, ESU vs. TSU, 3/15/08  
Season: 14, Pat Colley, WU, 2000  
Career: 23, Pat Colley, WU, 1998-2001

### Most Home Runs

Game: 4, Rick Ladjevich, UCM vs. TSU, 4/16/94; Tim Sheeler, UCM vs. Missouri, 2/25/95; Eric Shortell, ESU vs. NWMSU, 4/20/08  
Season: 23, Eric Shortell, ESU 2008  
Career: 52, Steve Williams, SEMSU, 1981-84

### Most Total Bases

Game: 17, Rick Ladjevich, UCM vs. TSU, 4/16/91  
Season: 165, Shawn Callahan, UCM, 2005; Bridger Hunt, UCM 2006  
Career: 444, Brian McBryde, UCM 2005-08

### Most Runs Batted In

Game: 10, by five players, most

recently: Gus Marsala, SBU vs. TSU, 4/18/03  
Season: 97, Rick Ladjevich, UCM, 1994  
Career: 214, Joe Strada, UCM, 2002-04

### Most Walks

Game: 4, by several players  
Season: 70, Tim Casper, MSSU, 1991  
Career: 181, Craig Ringe, UCM 1999-2002

### Most Strikeouts

Game: 4, by several players  
Season: 56, Josh Rubin, TSU 2004  
Career: 166, John Sipes, NWMSU, 2000-03

### Highest Batting Average

Season: .489, Dan Shy, SEMSU, 1989  
Career: (300 at-bats), .445, Rick Ladjevich, UCM, 1993-94 (153-for-344)

### Highest Slugging Average

Season: 1.007, Scott Spurgeon, NWMSU, 1988  
Career: (300 at-bats), .779, Justin Annin, PSU, 1999-2000 (265 TB/340 AB)

### Most Stolen Bases

Game: 7, Mike Zirngibl, MSSU vs. Minnesota-Morris, 1994  
Season: 58, Rich Devine, ESU, 2000  
Career: 121, Sittichoke Huckuntod, UCM, 1988-90

### Most Sacrifice Hits

Game: 3, Ken Watkins, SMSU vs. Minnesota State-Mankato, 5/23/69; Courtney Jackson, MWSU vs. Harding (Ark.), 2/26/06  
Season: 14, Terry Kasper, SMSU, 1975  
Career: 26, Brian McBryde, UCM 2005-08

### Consecutive Games With a Hit

32, Brayden Whitney, UCM, 5/26/97-4/19/98

### Consecutive At Bats With a Hit

11, Ryan Baker, PSU, 4/11/98; Josh Stratman, ESU, 4/14-17/02

### Consecutive Games With a Home Run

7, Ben Slemmer, UCM, 4/13-19/98

## INDIVIDUAL FIELDING

### Most Putouts

Game: 23, Chris Brown, UCM vs. Sonoma (Calif.) State, 5/26/08  
Season: 509, Britt Westman, NWMSU, 2007  
Career: 1,732, Britt Westman, NWMSU 2005-08

### Most Assists

Game: 11, Chad Basler, NWMSU vs. PSU, 3/20/99  
Season: 182, Thad Pealer, UCM, 2000; Craig Ringe, UCM 2001  
Career: 597, Brian McBryde, UCM 2005-08

### Most Errors

Game: 4, by several players  
Season: 34, Nate Tutt, NWMSU, 2000  
Career: 81, Chris Schnurbusch, UCM, 1984-87

### Most Total Chances

Game: 25, Chris Brown, UCM vs. Sonoma (Calif.) State, 5/26/08 (23 po, 2 a)  
Season: 548, Britt Westman, NWMSU 2007  
Career: 1,855, Britt Westman, NWMSU, 2005-08

### Double Plays

Game: 5, by three players, most recently: Jay Hearn, NWMSU vs. TSU, 3/18/95  
Season: 51, D.J. Thrash, UCM, 2000  
Career: 172, Britt Westman, NWMSU, 2005-08

## INDIVIDUAL PITCHING

### Most Appearances

Season: 36, Grant Barker, ESU 2004  
Career: 80, Eric Hoerner, UCM, 2000-03

### Most Games Started

Season: 20, Rick Nilges, LU, 1975  
Career: 53, Paul Neal, UCM, 1988-91

### Most Complete Games

Season: 18, Rick Nilges, LU, 1975  
Career: 42, Rick Nilges, LU, 1973-76

### Most Innings Pitched

Game: 14, Mike Backes, LU vs. UCM, 4/6/91  
Season: 137.7, Rick Nilges, LU, 1975  
Career: 346.7, Rick Nilges, LU, 1973-76

### Most Shutouts

Season: 4, by four players, most recently: Danny Powers, UCM, 2005  
Career: 8, Rick Nilges, LU, 1973-76

### Most Saves

Season: 12, Matt Goodman, NWMSU, 2000  
Career: 19, Nick Webber, UCM, 2003-05

### Most Hits Allowed

Game: 19, Rob Simms, TSU vs. UCM, 4/21/99  
Season: 167, Darrin Ankrom, SBU, 2001  
Career: 340, Jerry Mick, LU, 1977-80

# MIAA Records

## Most Runs Allowed

Game: 16, Mike Cavender, LU vs. NWMSU, 4/29/77  
Season: 121, Darrin Ankrom, SBU, 2001  
Career: 219, Rick Nilges, LU, 1973-76

## Most Earned Runs Allowed

Game: 14, Mike Cavender, LU vs. NWMSU, 4/29/77; Tim Walter, UMR vs. PSU, 4/28/04  
Season: 84, Darrin Ankrom, SBU, 2001  
Career: 153, Rick Nilges, LU, 1973-76

## Most Walks Allowed

Game: 13, Larry Thompson, LU vs. Central Methodist (Mo.), 3/14/77  
Season: 84, Rick Nilges, LU, 1976  
Career: 239, Rick Nilges, LU, 1973-76

## Most Strikeouts

Game: 21, Bruce Berenyi, TSU vs. UMR, 4/2/76  
Season: 153, Rick Nilges, LU, 1975  
Career: 349, Rick Nilges, LU, 1973-76

## Lowest Earned Run Average

Season: 0.59, Dick Jones, SMSU, 1971  
Career: 1.14, Dave Wehrmeister, TSU, 1971-72

## Most Victories

Season: 15, Danny Powers, UCM 2005  
Career: 32, Josh Reynolds, UCM, 1998-2000

## Most Losses

Season: 13, Rob Simms, TSU, 2000  
Career: 29, Jerry Mick, LU, 1977-80

## Winning Percentage

Season: (min. 14 decisions): 1.000, Jason Herz, UCM 2002 (14-0)  
Career (min. 13 decisions): 1.000, Steve Sharpe, UCM, 2004 (13-0)

## Consecutive Wins

Season: 14, P.J. McGinnis, UCM, 2/18-5/29/01; Jason Herz, UCM, 2/15-5/26/02  
Overall: 21, Jason Herz, UCM, 3/7/01-5/26/02

## Consecutive Losses

Season: 13, Rob Simms, TSU, 2/20-5/7/00  
Overall: 16, Rob Simms, TSU, 3/31/99-5/7/00

## Consecutive Scoreless Innings pitched

34, Brett Jones, NWMSU, 3/5-30/02

## TEAM BATTING

### Most At-Bats

Game: 68, UCM vs. Sonoma (Calif.)

State, 5/26/08

Season: 2,158, UCM 2004

### Most Runs Scored

Game: 34, PSU vs. Sioux Falls (S.D.), 3/24/03  
Season: 655, UCM 2004

### Most Hits

Game: 34, MSSU vs. UMSL, 4/26/92  
Season: 765, UCM 2004

### Most Doubles

Game: 13, NWMSU vs. Upper Iowa, 4/22/06  
Season: 149, UCM 2003 & 2004

### Most Triples

Game: 6, SMSU vs. UMR, 4/8/66  
Season: 34, NWMSU 1989

### Most Home Runs

Game: 9, UCM vs. TSU, 4/16/94  
Season: 102, UCM 1998

### Most Runs Batted In

Game: 33, PSU vs. UMR, 4/21/99; PSU vs. Sioux Falls (S.D.), 3/24/03  
Season: 584, UCM 2004

### Most Total Bases

Game: 59, FHSU vs. TSU, 4/12/08  
Season: 1,254, UCM 2004

### Highest Batting Average

Season: .390, UCM 1998

### Highest Slugging Average

Season: .685, UCM 1998

### Most Stolen Bases

Game: 17, UMSL vs. Harris-Stowe (Mo.) State, 4/14/86  
Season: 176, NWMSU 1989

## TEAM FIELDING

### Most Putouts

Game: 57, UCM vs. Sonoma (Calif.) State, 5/26/08  
Season: 1,608, UCM 2008

### Most Assists

Game: 28, UCM vs. SBU, 4/23/94  
Season: 685, UCM 2000

### Most Errors

Game: 12, SBU vs. Ozarks (Mo.), 4/9/96  
Season: 170, SBU 1996

### Highest Fielding Average

Season: .994, UMR 1982

### Most Double Plays

Game: 5, SEMSU vs. NWMSU, 4/21/81; NWMSU vs. TSU, 3/18/95; UCM vs. Oklahoma Panhandle State, 3/8/03; WU vs. Drury (Mo.), 3/1/08; NWMSU vs. PSU, 4/26/08  
Season: 64, UCM 2000

## TEAM PITCHING

### Most Complete Games

Season: 27, PSU 2002

### Most Shutouts

Season: 14, UCM 1981

### Most Strikeouts

Game: 22, UCM vs. Sonoma (Calif.) State, 5/26/08  
Combined, extra-inning game: 34, UCM (21) vs. MWSU (13), 4/4/08 (12 inn.)  
Combined, 9-inning game: 27, UCM (7) vs. MSSU (20), 4/26/91  
Combined, 7-inning game: 26, SBU (14) vs. UMR (12), 4/25/00  
Season: 563, UCM 2004

### Most Walks

Game: 18, TSU vs. Quincy (Ill.), 4/2/78  
Season: 294, UCM 1994

### Best Earned Run Average

Season: 1.83, SEMSU 1973

## MISCELLANEOUS

### Most Games Played

Season: 66, UCM 2005

### Most Wins

Season: 57, UCM 2004 & 2005

### Most Losses

Season: 45, SBU, 2001

### Most Consecutive Wins

Season: 35, ESU, 3/8-4/20/08

### Most Consecutive Losses

Season: 34, LU, 1984-85

### Best Overall Percentage

Season: .879, UCM, 2003 (51-7)

### Most MIAA Wins

Season: 32, ESU, 2008

### Most MIAA Losses

Season: 30, SBU, 2008

### Best MIAA Percentage

Season: 1.000, SMSU, 1981 (12-0)

### Longest Game

19 innings, UCM (5) vs. Sonoma (Calif.) State (6), 5/26/08

Longest Game, two MIAA schools  
16 innings, UCM (7) vs. FHSU (6), 5/11/07

### Consecutive Games Without Being Shutout

474, UCM, 2/17/96-3/30/04

# *The NCAA*

## Putting the Student in Student-Athlete

### Wanna Play? Know the Rules

By the National Collegiate Athletic Association

Over the last few years, the NCAA and its member colleges and universities have worked hard to emphasize the student in the term student-athlete. Academic standards and rules have been developed and changed to ensure that student-athletes can excel in the classroom as they do in their sports. The result of these reforms has been that student-athletes are more likely than ever before to succeed in the collegiate environment.

The CHAMPS/Life Skills program was developed by the NCAA to help prepare student-athletes for the challenges of life beyond the playing field. The focus of the program is on commitments viewed as critical to personal growth: academic excellence, personal development, service, and career development. In addition, NCAA schools work hard to offer further academic support programs to help student-athletes prosper. These programs offer access to study facilities and tutors as well as monitor student-athlete progress.

One result of these programs is that NCAA Division I student-athletes have been consistently graduating at a rate higher than the rest of the student body. For the class entering college in 1989, 57 percent of the overall student body at NCAA Division I institutions graduated, while Division I student-athletes graduated at a rate of 58 percent. The rate does not include student-athletes who transfer to and graduate from other institutions.

Minimum academic requirements that student-athletes must meet to play sports as freshmen in college are one reason for the higher graduation rates. In 1982, a group of college presidents, sponsored by the American Council on Education, proposed a set of minimum academic standards to determine freshman athletics eligibility. The first set of standards was implemented in 1986. They required that freshmen graduate high school with a minimum grade-point average of 2.000 in 11 core academic courses and a minimum standardized test score of 700 on the SAT or 15 on the ACT to be eligible to play sports and receive an athletics scholarship.

Two years ago, the number of required core academic courses was raised to 13 and last fall, a grade-point average and test-score sliding index went into effect. This scale allows student-athletes with higher grades to qualify with lower test scores, and vice versa.

Any high school student who is interested in playing sports at the NCAA Division I or II level should learn about the standards as early as possible. In addition, high school student-athletes should talk to their guidance counselors and coaches to learn more.

High school students can also call the NCAA Eligibility Hotline, 1-800-638-3731. This number features recordings with information on a number of freshman eligibility topics, including accommodations for students with learning disabilities. Students can also order a free copy of the "Guide for the College-Bound Student-Athlete" by calling the hotline and following the prompts.


The NCAA's Initial-Eligibility Clearinghouse ensures that student-athletes have met the academic requirements and certifies their eligibility to play sports as a freshman. High school student-athletes aspiring to play Division I or II athletics should register with the clearinghouse after completing their junior year.

Clearinghouse information and registration forms are available from high school guidance counselors; from the NCAA Eligibility Hotline (1-800-638-3731); or from the NCAA Clearinghouse, P. O. Box 4044, Iowa City, IA 52243-4044, telephone 319-337-1492. The clearinghouse keeps registered student-athletes informed about the qualifications they have and have not met concerning freshmen eligibility.

Once student-athletes are enrolled in college, there are more academic standards to be met. Student-athletes must show continuing progress toward a degree each year, including a minimum number of credits passed. From the junior year on, these standards place great emphasis on progress made toward a specific degree program and ensure that student-athletes don't accumulate large numbers of credits that won't help them earn a specific degree.

The NCAA also has established various scholarship and grant programs to encourage student-athletes to pursue their undergraduate and postgraduate degrees. The Degree-Completion Grant program assists those who have exhausted their eligibility for institutional financial aid. There are also Women's and Ethnic Minority Enhancement programs and several postgraduate scholarship opportunities.

The end result? Student-athletes are now more likely than ever to enter their collegiate programs prepared and ready to succeed athletically and academically.





# Media Information

## Media Credentials

All requests for press, photo, or broadcast credentials and press row space for Southern home games should be made at least one week in advance to Sports Information in care of Missouri Southern State University. The address is 3950 East Newman Road, Joplin, MO 64801. Credentials will not be mailed.

## Radio/Television Broadcasts

Approval for radio/television broadcasts of all home baseball games must be received in advance from the Sports Information Office.

The Intercollegiate Athletics Department provides one telephone line for use by visiting radio stations on a reciprocal basis. Stations wishing to use the line should contact Sports Information well in advance.

Television stations seeking videotape highlights may wish to contact one of the Joplin affiliates listed below.

## Photographers

Photo credentials allow access to both the sideline and press areas and must be displayed at all times. NCAA rules require photographers to stay off of the field of play. Anyone not following these guidelines will be removed from the sideline area.

## Game Services

Working media members are provided with a program, pregame notes and statistics, as well as halftime and complete final game statistics and play-by-play accounts.

## Telephones

Telephones are available in the Joe Becker Stadium pressbox on a first-come, first-served basis. A fax machine is also available in the sports information office on a limited basis.

## Player Interviews

Player interviews during the week must be arranged through the Sports Information Office. For best results, please make arrangements in advance. For telephone interviews, players will be instructed to return all calls collect or toll-free. Home-phone numbers will not be released.

## Joe Becker Stadium Press Box Phone: (918) 533-8707

## Coach Darnell Interviews

Coach Bryce Darnell can be contacted in his office by the media during the week. The best time to reach coach Darnell is during the morning hours, Monday through Friday.

## Sports Information Office

The Sports Information Office is located downstairs in Room 104 of Robert Ellis Young Gymnasium. Easiest access is available from the southeast entrance to the building. The telephone number is (417) 625-9359. The fax is 625-9397.

## Lions Info Available on the Internet

Lions opponents, media members and fans can access information about the Lions around the clock, as information about Missouri Southern Athletics, the MIAA, and NCAA Division II is available via the internet. To access information, go to the Missouri Southern home page at <http://www.mssu.edu/athletics>.

## Primary Sports Media Outlets

### Newspapers

The Chart ..... (417) 625-9311 / Fax (417) 625-9742  
MSSU, 3950 East Newman Road, Joplin, MO 64801

Sports Editor: Student editor each year

The Joplin Globe..... (417) 623-3480 / Fax (417) 623-8598  
P.O. Box 7, Joplin, MO 64802

Sports Editor: Jim Henry

The Kansas City Star..... (816) 234-4355 / Fax (816) 234-4360  
1729 Grand Ave., Kansas City, MO 64108

College Beat Writer: Blair Kerkhoff

The Springfield News-Leader.... (417) 836-1118 / Fax (417) 864-6677  
651 Boonville Ave., Springfield, MO 65801

College Beat Writer: Larry Hazelrigg

### Wire Service

Associated Press Sports ..... (816) 421-4844  
215 West Pershing Road, Kansas City, MO 64108

### Radio

Missouri Southern Sports Network ..... (417) 625-3075  
c/o MSSU, 3950 East Newman Road, Joplin, MO 64801

Director: Kevin Greim, MSSN Affiliate: The Rocket 101.7 FM

### Television

KGCS-LP/K57DR ..... (417) 625-9375  
MSSU, 3950 East Newman Road, Joplin, MO 64801

Sports Director: Student director each year

KOAM (CBS—Channel 7)..... (417) 624-0233 / Fax (417) 624-3158  
KJFX (FOX — Channel 14)

P.O. Box 659, Pittsburg, KS 66762

Sports Director: Cody Coil

KODE (ABC—Channel 12)..... (417) 623-7260 / Fax (417) 623-3736  
P.O. Box 46, Joplin, MO 64802

Sports Director: Brett Newton

KSNF (NBC—Channel 16)..... (417) 781-2345 / Fax (417) 781-9249  
P.O. Box 1393, Joplin, MO 64802

Sports Director: Eric Knecht

KOLR (CBS—Channel 10)..... (417) 862-6397  
P.O. Box 1716, Springfield, MO 65801

Sports Director: Dan Lucy

KSPR (ABC—Channel 33) ..... (417) 831-1234  
1359 St. Louis St., Springfield, MO 65802

Sports Director: Whitney Scott

KYTV (NBC—Channel 3) ..... (417) 831-0000  
999 West Sunshine, Springfield, MO 65808

Sports Director: Ned Reynolds