

2009 MSSU Volleyball

2009 Schedule

DATE	OPPONENT	LOCATION	TIME
August 28	Missouri Southern Invitational (Aug. 28-29, Joplin, Mo.)		
August 28	Midwestern State	Joplin	4 pm
August 28	Missouri S&T	Joplin	7 pm
August 29	Southeastern Okla. St.	Joplin	10 am
August 29	Harding	Joplin	4 pm
September 5	@ Arkansas Fort Smith	Fort Smith, Ark	2 pm
	@ UCO Broncho/Fairfield Inn Invitational (Sept. 11-12, Edmond, Okla.)		
September 11	vs. Arkansas Fort Smith	Edmond, Okla.	9 am
September 11	@ Central Oklahoma	Edmond, Okla.	3:30 pm
September 12	vs. St. Edwards	Edmond, Okla.	9:30 am
September 12	vs. Southeastern Oklahoma St.	Edmond, Okla	6 pm
September 16	Nebraska-Omaha*	Joplin	5 pm
September 18	@ Central Missouri*	Warrensburg, Mo.	7 pm
September 25	@ Truman*	Kirkville, Mo.	7 pm
September 26	@ Missouri Western*	St. Joseph, Mo.	2 pm
	@ Pittsburg State Invitational (Oct. 2-3)		
October 2	vs. Newman	Pittsburg, Kan.	Noon
October 2	vs. Abilene Christian	Pittsburg, Kan.	6 pm
October 3	vs. Dallas Baptist	Pittsburg, Kan.	9:30 am
October 3	vs. Texas A&M Commerce	Pittsburg, Kan.	2 pm
October 6	@ Washburn*	Topeka, Kan	7 pm
October 9	Fort Hays*	Joplin, Mo.	7 pm
October 10	Emporia State*	Joplin, Mo.	2 pm
October 14	@ Pittsburg State*	Pittsburg, Kan	7 pm
October 16	Southwest Baptist*	Joplin	7 pm
October 17	@ Northwest Missouri*	Maryville, Mo.	5 pm
October 20	@ Rockhurst	Kansas City, Mo.	7 pm
October 21	@ Nebraska-Omaha*	Omaha, Neb.	7 pm
October 23	Central Missouri*	Joplin	7 pm
October 30	Truman*	Joplin	7 pm
October 31	Missouri Western*	Joplin	2 pm
November 3	Washburn*	Joplin	7 pm
November 6	@ Fort Hays*	Hays, Kan	7 pm
November 7	@ Emporia State*	Emporia, Kan	7 pm
November 11	Pittsburg State*	Joplin	7 pm
November 13	@ Southwest Baptist	Bolivar, Mo.	7 pm
November 14	Northwest Missouri*	Joplin	5 pm
Nov. 18-21	@ NCAA Regional	TBA	
Dec.	@ NCAA National Tournament	TBA	

Schedule is subject to change

* Indicates Mid-America Intercollegiate Athletics Association match
Home matches in bold

General Information (area code 417)

Location	Joplin, MO 64801-1595
Founded	1937 (As Joplin Junior College; became a senior college in 1968)
Enrollment	5,740
Affiliation	NCAA Division II
Conference	Mid-America Intercollegiate Athletics Association
Nickname/Colors	Lions/Green & Gold
Home Court (Volleyball)	Robert Ellis Young Gymnasium
Press-Area Telephone Number	437-4513
Ticket-Office Number (Hours: 9 a.m.-2 p.m., Mon.-Fri.)	625-9366
Head Coach	Chris Willis 625-9705
Assistant Coach	Ryan Meek 625-3043
President	Dr. Bruce W. Speck
Faculty Athletic Representative	Dr. Richard Miller
Athletics Director	Jared Bruggeman 625-9317
Assistant Athletics Director for Special Projects	Robert Corn 625-9330
Assistant Athletics Director for Compliance	Julie Wengert 625-9712
Assistant Athletics Director for External Operations	Kevin Greim 625-3075
Head Trainer	Darin Moore 625-9337
Strength & Conditioning Coordinator	Troy Jorgensen 625-9804
Facilities Coordinator	Aaron Lewis 625-9820
Sports Information Director	Justin Maskus 625-9359 (Office)
	FAX: 625-9397 EMail: maskus-j@mssu.edu
	Web Site: www.mssu.edu/athletics
Athletics Secretary	Karessa Burr 625-9317

What's Inside

Missouri Southern State University

This is Missouri Southern	2-3
Missouri Southern Administration	4
Missouri Southern Athletics Administration	5
Missouri Southern Athletic Support Staff	6
Missouri Southern Coaches & Staff	7
Strength & Conditioning	8-9
Missouri Southern Athletics	10

2009 Volleyball

Robert Ellis Young Gymnasium	11
Head Coach Chris Willis	12
Assistant Coach Ryan Meek	12
Assistant Coaches Robert Creekmore & Katie Gage	13
2009 Roster	13
2009 Preview	14-15
2009 MIAA Preseason Coaches Poll	14

Meet the Lions

Returnees	16-20
Newcomers	20-21

Season in Review

2008 Statistics	22
2008 Award Winners	22
2008 Results	23

History & Records

MSSU Volleyball Coaching History	24
Individual Records	25-26
Team Records	26
Single Season & Career Leaders	27
Annual Leaders	28
Year-By-Year Results	29-33

The MIAA

About the MIAA	34
MIAA Volleyball Champions	35
2008 MIAA Volleyball Final Standings	36
2008 MIAA Volleyball Statistics	36-37
2008 All-MIAA Volleyball Team	37
MIAA Records & Leaders	38
The NCAA	39
CHAMPS/Life Skills	40

Credits

Editor/Designer: Justin Maskus

Special Assistance: Levi Convis

Photography: Justin Maskus, Terra Baugh, Mike Gullett, David Weaver

Special thanks to the Missouri Southern Public Information Office staff for providing the information on the University and administration and to opposing teams sports information offices for providing opponent information.

THIS IS MISSOURI SOUTHERN

IMAGINE THE FUN

Just like university students everywhere, you will find times when you need to "blow off some steam." When you do, you will find that sometimes there is so much going on at Missouri Southern, it is hard to pick and choose.

Free activities happen throughout the year: ball games, plays, music concerts, campus-wide picnics, lectures by famous people, intramural sports, and more.

The Billingsly Student Center offers pool tables, the campus bookstore, and the ticket office with discount tickets to area concerts, attractions, and professional sporting events. The Campus Activities Board (CAB), a student-run group, plans **concerts and special events** for the campus.

Joplin is also a **fun place to live and learn**. There are movie theaters, restaurants, and a large shopping mall less than a mile from campus.

And if you feel like getting away for a while, Kansas City, Mo. is a 2 1/2 hour drive from Joplin, and Branson and Tulsa, Okla. are less than two hours away. The Four-State Region is also a great place for hiking, fishing, camping, and canoeing.

JOPLIN COMMUNITY

Joplin is located in southwest Missouri in the "four states" region encompassing Oklahoma, Kansas, Missouri and Arkansas. At the edge of the Ozark Mountain region, Joplin has a current population of 49,024. The daytime population swells to 270,000 while the population within a 40-mile radius of Joplin is 400,000, making it Missouri's fourth largest metropolitan area. Joplin combines the beauty and hospitality of country living, with the convenience and commerce of city vitality.



MAJORS

accounting
art
biology
business
chemistry
communications
computer-aided
drafting & design
computer-assisted
manufacturing
technology
computer information
science
criminal justice
administration
dental hygiene
economics & finance
elementary education
English
environmental health
technology
history
international studies
kinesiology
law enforcement
management
management
technology
marketing
mathematics
medical technology
music

nursing
physics
political science
pre-dentistry
pre-engineering
pre-medicine
pre-optometry
pre-pharmacy
pre-physical therapy
pre-veterinary
psychology
radiologic technology
secondary education
sociology
Spanish
theatre

MINORS

coaching
corrections
French
geography
German
interdisciplinary
studies
juvenile justice
paralegal
philosophy
social science
total quality
management

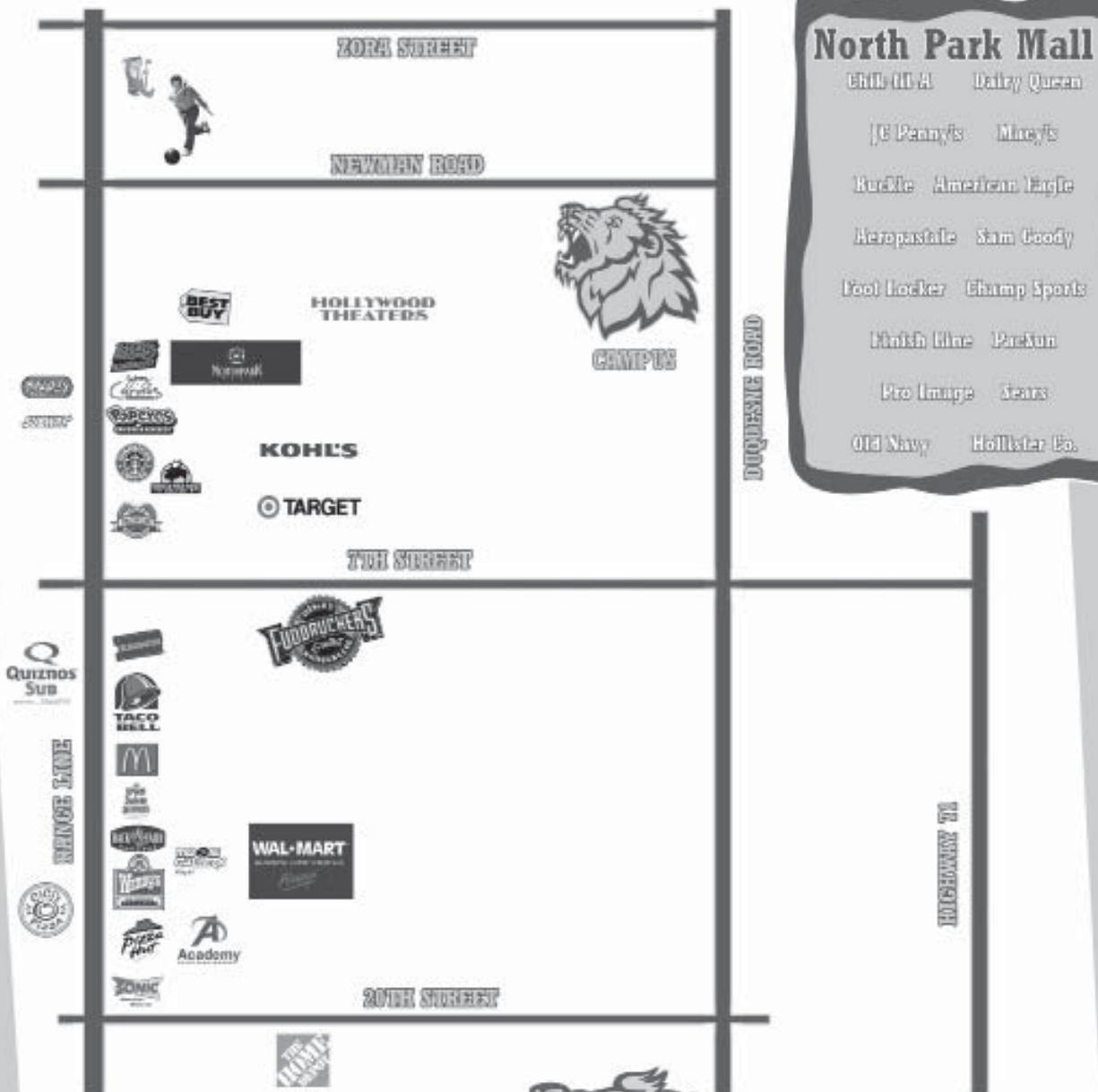
MILEAGE CHART

BRANSON, MO	115
CHICAGO, IL	581
DALLAS, TX	422
DES MOINES, IA	344
FORT SMITH, AR	103
JEFFERSON CITY, MO	206
KANSAS CITY, MO	150
LITTLE ROCK, AR	355
MEMPHIS, TN	355
OKLAHOMA CITY, OK	214
SPRINGFIELD, MO	70
ST. LOUIS, MO	280
TULSA, OK	109
WICHITA, KS	214



THIS IS MISSOURI SOUTHERN

JOPLIN Missouri



www.visitjoplinmo.com



MSSU
LIONS



Dr. Bruce W. Speck, President

Dr. Bruce Speck was named the fourth president in the history of Missouri Southern State University on January 18, 2008. He previously served as Provost and Vice President for Academic and Student Affairs at Austin Peay State University (APSU) in Clarksville, Tenn., one of six universities in the Tennessee Board of Regents System. In that position, Speck was involved with financial management, fundraising and grant development, hiring, mentoring and evaluating faculty and served as "chief guardian of academic integrity."

From 2001-2005, Speck served as Vice President for Academic Affairs and tenured Professor of English.

Before joining APSU, Speck served at the University of North Carolina at Pembroke as the Associate Vice Chancellor for Academic Affairs and Professor of English and Interim Dean of the College of Arts and Sciences (1999-2000) and Dean of the College of Arts and Sciences and Professor of English (2000-2001).

Prior to that, Speck was at the University of Memphis in the capacity of Assistant Professor (1990-1993), Associate Professor, Department of English, and Coordinator, Writing-Across-the-Curriculum program (1993-1997), Professor, Department of English and Coordinator, Writing-Across-the-Curriculum program (1997-1999), and Acting Director, Center for Academic Excellence (1997-1999).

Speck has also served at Indiana University Purdue University at Fort Wayne as an assistant professor, where he was hired to develop a master's program in technical writing (1987-1990).

His industry experience includes being a science writer at Norden Laboratories in Lincoln, Nebraska (1984-1986) and an associate at Kamterter, Inc. in Lincoln.

Speck's academic credentials include a Ph.D. in English with emphasis in Rhetoric and Composition, University of Nebraska-Lincoln (1980-1984), an M.A.E. in English, Wayne State College in Nebraska (1978-1980), and a B.A. in English, University of Northern Colorado (1973-1975).

Speck is the author of numerous book monographs, book chapters, annotated bibliographies and journal articles.

One of his most recent monographs, co-authored with Jordy Rocheleau, is Rights and Wrongs in the College Classroom: Ethical Issues in Postsecondary Teaching.

Dr. Speck and his wife, Carmen, have three grown children, Heidi, Ryan and Rose-Marie.

Missouri Southern Governors, Vice Presidents & Deans

(student governor representative not pictured)



Dwight Douglas
Governors
Joplin



Nancy Perry
Governor,
Carthage



Rod Anderson
Chair
Governor, Monett



David Ansley
Governor,
Springfield



Dr. Charles C. McGinty
Governor, Joplin



David Jones
Vice Chair,
Springfield



Richard Walter
Governor,
Joplin



Dr. Terri Agee
Senior Vice
President



Dr. Jerry Williams
Asst. VP
for
Lifelong
Learning



Dr. Brad Kleindl
Interim VP
for Academic
Affairs



Dr. Glenn Coltharp
Dean, School of
Education



Dr. Richard Miller
Dean, School
of Arts and
Sciences



Dr. Tia Strait
Dean, School of
Technology



Jared Bruggeman

Athletics Director

Jared Bruggeman was introduced as the new Director of Athletics at Missouri Southern State University on June 11, 2009. He becomes just the fifth Director the school has seen.

Bruggeman previously served as the Associate Director of Athletics

at Northern Arizona University for four years, working as the school's compliance director, as well as overseeing the men's and women's track and field and cross country programs and equipment room. He was also in charge of overall athletic game management and facilities.

Prior to NAU, Bruggeman served as an Assistant Director of Athletics for Compliance and Student Life at the University of North Dakota for four years. He also oversaw facilities and game management, as well as marketing and ticketing. He was the student-athlete Academic Coordinator as well as Director of the Student-Athlete Advisory Committee and during his time as Assistant AD, North Dakota was awarded seven NCAA postgraduate scholarships, two NCAA Division II Degree Completion Awards and the NCAA Walter Byers Post Graduate Scholarship.

Bruggeman also served as an assistant track and field and cross country coach at UND from 1998-01. He assisted in the daily operations of both men's and women's programs and played a major role in the recruitment of student-athletes. Bruggeman was also a volunteer assistant volleyball coach. A three-time graduate of UND, Bruggeman was an All-American in the indoor 800 meters.

Prior to his career in collegiate athletics, Bruggeman was a high school science teacher. He taught at Stephen Hempstead High School in Dubuque, Iowa and Red River High School in Grand Forks, N.D. Bruggeman also served as track and field and cross country coach at both schools.

Bruggeman earned a bachelor of science in natural science and a bachelor of science in education with an emphasis in physics from the University of North Dakota in 1994. He went on to earn a master's of education in educational leadership from UND, and is working on his doctorate in educational leadership.

Bruggeman and his wife, Maria have three children, a son Micah (6), and daughters Logan (5), and Reese (1).



Robert Corn

Assistant Athletics Director

With the restructuring of the Missouri Southern athletic department management team in 2001, the position of Assistant Athletic Director was created. Corn is now in his ninth year as Assistant Athletic Director.

But even though the position was new, the man selected to assume that role — Robert Corn — was no stranger to Missouri Southern athletics. Corn, the Lions head basketball coach for the

past 20 years, is also responsible for alumni relations, development, and game management in his role as assistant athletics director for special projects.

No one is more familiar with Southern or the Joplin community than the Lions' basketball mentor. Few have been as successful on the hardwood, either. Corn has led the Lions to 11 straight Mid-America Intercollegiate Athletics Association Postseason Tournament berths, 16 total, and two trips to the NCAA Division II Tournament.

The 1999-2000 Division II Bulletin National Coach of the Year holds a career record of 310-259 (.548) at Southern, and has produced six

20-win seasons, highlighted by a 30-3 campaign in 1999-2000. That squad won the MIAA Regular Season and Postseason Tournament Championships, the South Central Regional title, and advanced to the NCAA Division II Elite Eight semifinals. The winningest men's basketball coach in Missouri Southern history, he led the Lions to four consecutive 20-win campaigns from 1999-2003.

A native of Benton, Ill., where he was twice a special mention prep All-Stater, Corn played basketball for two seasons at Memphis State University (now the University of Memphis), before transferring to Missouri Southern. As a senior, he was co-captain of the 1977-78 squad that went 27-9 to capture both the Central States Intercollegiate Conference and National Association of Intercollegiate Athletics District 16 crowns, and advanced to the quarterfinals of the NAIA Tournament.

Southern's Outstanding Physical Education Major as a senior, he received his bachelor's degree in 1978, and went on to earn a master's degree in physical education in 1981 from the Alabama-Birmingham. Corn has just recently been named to serve on the NCAA Basketball Rules Committee.

Corn, who is also an instructor of kinesiology, is married to the former Cindy Little of Muscle Shoals, Ala. They have two sons, Rob (24) and Scott Michael (16).

Support Staff



Kevin Greim *Assistant AD for External Operations/ Men's Golf Coach*

Kevin Greim begins his tenth full year as the Voice of the Lions after joining the Missouri Southern family in the spring of 1999. He was named Assistant Athletics Director for External Operations in the fall of 2008.

In addition to broadcasting Missouri Southern athletic events, Greim also serves as director of sports marketing. While at Southern, his efforts have increased revenue and given Green & Gold sporting events a first-class collegiate atmosphere.

Greim also serves as coach for the MSSU men's golf squad. In 2004-05, his first year as the golf coach, Greim's Lions finished fourth in the MIAA's yearly standings but placed second at the NCAA-II Central Regional. The squad posted one tournament title in 2005, winning the Central Region Invitational at Iron Horse Golf Club in Leawood, Kan. In 2007 the team hosted the Division II Super Regional at Twin Hills Golf and Country Club and finished second in the Central Region. Senior Tommy Clifford was an All-Conference selection and freshman Adam Nelson was second in the tournament.

A graduate of Southwest Missouri State University with a bachelor's degree in electronic media, Greim received his master's degree in health, physical education and recreation from Delta State (Miss.) University.

Greim's broadcast background includes radio play-by-play of Delta State football, basketball and baseball. He also produced and hosted the DSU Sports Show and maintained advertising sales for both radio and television.

He also served as a sports announcer for WSLI-AM 930 radio in Jackson, Miss., where he provided play-by-play and color commentary for area high school and college sports and served as co-host of a daily sports talk show.

A native of Excelsior Springs, Mo., Greim and his wife, the former Sarah Yates, live



Aaron Lewis *Athletic Facilities & Operations Dir.*

Aaron Lewis begins his second year with Southern as the Athletic Facilities and Operations Coordinator.

Lewis graduated from Missouri Southern in 1999 with a bachelor's degree in health promotion and wellness. He was a member of the Lions football team from '94-'98, where he played deep snapper and wide receiver. He lettered three years and was voted co-captain of the team his senior year.

After college, Lewis moved to Allen, TX to work for The Adams Course. He was a certified strength and conditioning specialist, helping develop strength and conditioning programs for high school athletes and local faculty of the Allen school district.

After three years in Texas Lewis moved back to Missouri and went to work for Peterbilt of Joplin where he served as a sales and marketing assistant for the dealership. Lewis and his wife Miranda reside in Joplin. A graduate of Seneca High School, Lewis is originally from Greeley, Co.



Justin Maskus *Sports Information Director*

Justin Maskus enters his fourth year as the Sports Information Director at Missouri Southern State University.

At Southern, he is responsible for all athletics publications, media relations for all 16 sports, statistics, and maintenance and design of the Missouri Southern athletics website.

Prior to Southern, Maskus spent three years as the Sports Information Director at Christian Brothers University in Memphis, and two years as the Assistant

Sports Information Director at Southeast Missouri State University.

Maskus was the primary media relations contact for each of CBU's 13 intercollegiate sports and served as the lead designer on the departmental web site. He also served as the lead statistician and was instrumental in the debut of the Buccaneer Sports Network, broadcasting basketball and baseball games live via the internet.

At Southeast, Maskus was responsible for media relations efforts of five Division I programs as well as development of media guides and the athletic website. He worked with baseball, women's basketball, volleyball, golf and gymnastics while assisting with football and men's basketball.

Maskus is in year three of a four-year term on the NCAA Division II Baseball Committee and will serve as the South Central Region Chair.

Maskus earned a Bachelors of Science degree in Public Relations and Graphic Arts from the University of Central Missouri in 2001. He is a member of the College Sports Information Directors of America, the National Collegiate Baseball Writers Association, the United States Basketball Writers Association and the United States



Julie Wengert *Assistant AD for Compliance*

Julie Wengert was named Compliance Coordinator at Missouri Southern in January of 2003 and was named Assistant Athletics Director for Compliance in the fall of 2008. A former standout for the Lions tennis team, she served from August 2001 until March 2003 as the squad's head coach.

A native of Parsons, Kan., Wengert had a stellar career for the Southern tennis team, lettering at No. 1 and No. 2 singles and at No. 1 doubles all four years. She was a three-time Academic All-MIAA and MIAA

Commissioner's Academic Honor Roll selection. Wengert won back-to-back No. 1 doubles championships in the conference tournament as a sophomore and a junior and was an integral part of the Lions' MIAA championship run her sophomore year.

Wengert graduated magna cum laude from MSSU in May 2001 with a degree in elementary education. She earned her masters in Athletics Administration from William Woods University in 2007. Formerly Julie Posch, she is married to former Lion baseball player Jonathan Wengert and the couple welcomed their first child, Jocelyn, in March of 2007.



Darin Moore *Head Athletic Trainer*

Darin Moore, now in his eighth year at Missouri Southern, took over in January of 2003 as head athletic trainer.

He heads the Southern staff after serving three years as head athletic trainer at Vancleve (Miss.) High School and one year at Greenville (Ala.) High School.

A certified member of the National Athletic Trainers Association, he also was assistant athletic trainer at

Coffeyville (Kan.) Community College. Moore received a master's of education-physical education degree in 1998 from Delta State University, where he was a graduate assistant athletic trainer, and a bachelor of science degree in physical education/human movement studies from Kent State University in 1996. A native of Lewistown, Ill., Moore also earned an associate of arts degree from Coffeyville Community College.

Moore is married to the former Stephanie Shrum in July of 2007. The couple resides in Joplin and welcomed their first child, Ella, in November of 2008.



Amanda Wolf *Assistant Athletic Trainer*

With nearly 15 years of athletic training experience, Amanda Wolf is in her sixth year as assistant athletic trainer at Missouri Southern State University.

A certified member of the National Athletic Trainers Association, Wolf came to the Lions after two years as the head athletic trainer at McPherson (Kan.) College. There, she worked with 14 activities at the NAIA Division II institution and taught courses in the

physical education department.

Wolf previously worked as a graduate assistant athletic trainer at Fort Hays (Kan.) State University, where she assisted with 16 NCAA Division II activities.

Wolf, a native of Nevada, Mo., graduated from Missouri Southern in 2000 with a bachelor's degree in health promotion & wellness. While a student at MSSU, Wolf served as a student athletic trainer under former head trainer Marty Conklin and helped with 17 Southern sports and activities.

She earned her master's degree in health, physical education and recreation, with an emphasis in exercise science and sports administration, from Fort Hays State in 2002.

Wolf and her husband, Kyle, welcomed have a two year old daughter, Ava

Coaches & Staff



Jamie Burnham
Ast. Track & Field/Cross
Country Coach



Karesa Burr
Athletics Secretary



David Wright
Asst. Softball Coach



Alese Woolard
Assistant Soccer Coach



Robert Corn
Head Men's
Basketball Coach



Bryce Darnell
Head Baseball Coach



Daryl Daye
Assistant Football Coach



Kevin Greim
Asst. AD/Men's Golf
Coach



Bill Gray
Head Softball Coach



Brenda Hayes
Athletics / Kinesiology
Secretary



Ronda Hubbard
Assistant Women's
Basketball Coach



Raleigh Jackson
Assistant Football Coach



Tyrone Jones
Assistant Women's
Basketball Coach



Troy Jorgensen
Head Strength
& Conditioning Coach



Matt Karleskint
Assistant Football Coach



Marcus Moeller
Assistant Women's
Basketball Coach



Dr. Richard Miller
Faculty Athletics
Representative



Maryann Mitts
Head Women's
Basketball Coach



Mike Mutz
Assistant Football Coach



Matt Plunkett
Assistant Football Coach



Ryan Meek
Asst. Volleyball Coach



Ronnie Ressel
Assistant Men's
Basketball Coach



Tom Rutledge
Head Men's Cross
Country/Track Coach



John Tatum
Assistant Football Coach



Bart Tatum
Head Football Coach



Patty Vavra
Head Women's Cross
Country/Track Coach



Trevor Wachsmen
Head Women's Soccer
Coach



Chris Willis
Head Volleyball Coach



Bryan Schiding
Asst. Track/XC Coach

Strength & Conditioning



The Missouri Southern Strength and Conditioning Performance Center is a 3,480 square foot facility offering student-athletes the opportunity to train in one of the finest NCAA Division II strength facilities. The facility consists of 12 taning racks, six weightlifting platforms, a full line of dumbbells, 16 upper and lower body weight machines and a variety of cardiovascular equipment.

Training occurs in a variety of modalities, including combinations of free weights, selectorized machines, and dumbbells.

Student-athletes have their choice of cardiovascular equipment,

including upright bikes, stair climbers, treadmills, and slide boards. Reaction balls, step hurdles, timing devices, and medicine balls are a few examples of the numerous training aids providing student-athletes the opportunity to enhance their skill-related components such as speed, coordination, reaction time, and agility. The state-of-the-art equipment was custom developed in conjunction with such companies as Quantum Fitness, O.E.I., Hammer Strength, SciFit, and Cybex.

In Troy Jorgensen, Southern also has the only full-time strength and conditioning coach in the MIAA. Missouri Southern has emerged as the standard in NCAA Division II as to which other programs are compared in terms of resistance training facilities.

What Can You Expect?

Each Missouri Southern student-athlete will receive individual attention from the strength and conditioning staff as well as individualized workouts for their respective sport. The strength and conditioning staff is also responsible for the speed, agility and conditioning development of each team.



Tony Jorgensen brings a wealth of knowledge to the Missouri Southern Strength and Conditioning program.



Strength & Conditioning

Coach Troy Jorgensen

Troy Jorgensen begins his fourth year as director of the Missouri Southern strength and conditioning program. Prior to Southern, Jorgensen spent four years as an assistant strength and conditioning coach at the University of California at Los Angeles (UCLA).

Jorgensen worked directly with football, softball, women's swimming, gymnastics, men's soccer and men's basketball. During his tenure, UCLA won ten NCAA National Championships, went to four bowl games, the Softball World Series, and the Final Four.

Prior to UCLA, Jorgensen spent three years at Utah State as the assistant strength and conditioning coach. He was responsible for softball, women's soccer, gymnastics, track and field, tennis and assisted with football and men's basketball.


Jorgensen is certified by the Collegiate Strength and Conditioning Coaches Association and the National Strength and Conditioning Association. He graduated from Missouri Western with a BS in exercise science, where he was also a four year letter winner in football. He also earned a master's in exercise science from Utah State University.

Troy has three children, Delaney, Brooks and Jaci. He is



Head trainer Darin Moore is certified by the National Athletic Trainers Association. He and his staff work with graduate assistants and a host of student assistant trainers to assure the best possible care for MSSU student-athletes.

married to the former Heather Pressly.



An Olympic-size swimming pool is a valuable training tool for Missouri Southern student-athletes. It is also used for swimming classes, aquaerobics, swim team competition, lifeguard training, recreation, and physical therapy, and is headed by aquatics and intramurals director Darren Fullerton, who is certified by the American Red Cross.

Missouri Southern Athletics



In Search of Excellence

It's exciting to be a part of Missouri Southern athletics, both as a participant and as a fan. The Missouri Southern Lions have been Mid-America Intercollegiate Athletics Association Champions in football, men's and women's cross country, men's soccer, men's and women's basketball, baseball, softball, and tennis. The football team has been a winner, claiming the NAIA Division II National Championship in 1972 and the Mid-America Intercollegiate Athletics Association title in 1993. The Lions currently have three players on NFL rosters and two playing minor league baseball.

The Lions softball team is a frequent participant in regional action, and in 1992 won the NCAA Division II National Championship. The men's basketball team hosted and won the NCAA Division II South Central Regional Tournament and advanced to the Division II Final Four in 2000, while the baseball team has made numerous trips to the College World Series, finishing second in the nation in 1991. Both MSSU men and women have had national champions in track.

In all, Missouri Southern has claimed 39 conference crowns, including 28 since joining the MIAA.

Quality Athletes

Each year Missouri Southern student-athletes are recognized by coaches around the conference as All-MIAA performers, while several also are named to All-America teams. MSSU men and women have been named MIAA Most Valuable Player, Rookie of the Year and Ken B. Jones Award winners (for outstanding student-athlete in the conference), and have also been National Player of the Year honorees, as well as finalists for national awards such as the Harlon Hill Trophy in football.

In 2008, the women's cross country and outdoor track and field programs claimed MIAA Titles. In 2007, both the MSSU men's and women's cross country squads won MIAA titles for the second year in a row, with the women's program claiming the MIAA's Triple Crown, winning cross country, as well as Indoor and Outdoor Track and Field titles. The men's cross country championship was the seventh in the last eight seasons for the program. During the 2004 season, both the men's and women's track and field teams claimed MIAA Indoor Titles, the first in school history. The Southern softball team has appeared in 16 of the last 18 MIAA post season tournaments. Men's basketball has earned nine straight berths in the league tournament and is 145-93 over the last seven seasons. Women's basketball has gone to the last seven conference tourneys in a row and in 2004 had it's best season since 1996. The golf team has twice knocked on the door for the MIAA title, finishing second in the yearly standings and finished fourth in the NCAA Central Super Regional last season. The athletic program, as a whole, finished 81st in Division II in the 2008-09 Director's Cup Standings.

Solid Students

Of course the primary goal of any institution of higher education is to graduate its students. At Missouri Southern that philosophy is no different. Student-athletes wearing the Green & Gold also get the job done in the classroom. In the 1990s, the Lions boasted a graduation rate of 77.3 percent. MSSU student-athletes also have maintained cumulative team grade-point averages above the 3.0 mark. In fact, the entire Missouri Southern Athletic Department GPA for the spring of 2008 was 3.01. For their efforts, Southern's student-athletes are routinely named to the MIAA Commissioner's Honor Roll teams, as well as the Academic All-MIAA, Presidential Scholar Athlete, and Academic All-District and All-America squads. In all, more than 50 Lions have been named Academic All-America.

Contributors in the Community



Not only do they perform on the field and in the classroom, but Missouri Southern's Lions are also involved in the Joplin community. They work with such organizations as the Special Olympics, the Ronald McDonald House, the Boy's and Girl's Club, Adopt-A-Street, and the Children's Miracle Network, and are frequently contacted by schools in the area with requests for special visits. Missouri Southern's student-athletes are frequently invited to serve as hosts and guest speakers for special events in Joplin and the surrounding communities.

Outstanding Facilities

Of course, to be competitive, teams need quality facilities. Missouri Southern has those. The Leggett & Platt Athletic Center, constructed in 1999 with seating for more than 3,200, contains three gymnasiums, an indoor competition track, an incredible weight room and state-of-the-art sports rehabilitation facilities. In addition, Robert Ellis Young Gymnasium includes courts for basketball, racquetball and volleyball, and a six-lane swimming pool. The surfaces for football and outdoor track & field at Fred G. Hughes Stadium underwent a major renovation in 2003. The football field was given a new, top-of-the-line artificial playing surface and the all-weather track was equipped with a new all-weather surface, upgrading it to a national meet-caliber facility. Other outdoor facilities include lighted tennis courts, several soccer fields, two softball fields and one of the finest



Young Gymnasium



Robert Ellis Young Gymnasium got a new look during the summer of 2000. The floor, freshly sanded and painted, now emphasizes volleyball and gives the Missouri Southern Lions one of the best home volleyball venues in NCAA Division II.

The Lion's Den

Robert Ellis Young Gymnasium is in its 35th season as home of the Lions volleyball team. The 1,700-seat facility was built in 1968 and opened in time for Missouri Southern's inaugural year of play on the senior-college level.

Young Gymnasium became the home of the Lions when women's athletics was instituted at Missouri Southern in 1974. Since joining the National Collegiate Athletics Association (NCAA) Division II and the Mid-America Intercollegiate Athletics Association (MIAA) in 1989, the Lions have posted a 133-98 record at home, good for a .575 winning percentage. They posted a perfect 12-0 record at home in 1995, as well as posting a 12-3 mark in 2006, and since 1984 have accumulated a 202-113 home mark for a .641 winning percentage.

The first sport to utilize Robert Ellis Young Gymnasium was men's basketball, on December 9, 1968. That night, the Lions dropped a 62-55 decision to Kansas State College of Pittsburg (now Pittsburg State University).

All totaled, the Lions volleyball team and the MSSU men's and women's basketball teams have called Robert Ellis Young Gymnasium home for 938 athletic contests, in which they have posted a combined 635-318 record, a winning percentage of .666.

With the construction of the Leggett & Platt Athletic Center adjacent to Young Gymnasium, Young Gym is now used solely by the Lions volleyball team and Missouri Southern's intramural athletics program. Renovation of the floor took place during the 1999-2000 school year, giving Missouri Southern one the premier home volleyball courts in the nation.

Robert Ellis Young Gymnasium also serves as the site of various high school camps and tournaments each year.

Lions in Young Gymnasium

Since 1984

Year	Record	Pct.
1984.....	21-2913
1985.....	11-1917
1986.....	20-5800
1987.....	11-1917
1988.....	4-6400
1989.....	3-4429
1990.....	5-3625
1991.....	14-2875
1992.....	6-1857
1993.....	8-3727
1994.....	4-7364
1995.....	12-0	1.000
1996.....	6-3667
1997.....	5-8385
1998.....	5-8385
1999.....	5-5500
2000.....	4-8333
2001.....	7-3700
2002.....	6-5545
2003.....	7-4636
2004.....	5-6455
2005.....	6-9400
2006.....	12-3800
2007.....	6-8429
2008.....	7-8467
Total.....	202-113641



Chris Willis

Head Coach

Chris Willis was named the fifth head volleyball coach in Missouri Southern history on June 25, 2004. Now in his sixth year as Lions head coach, he came to MSSU after a five-year stint as an assistant volleyball coach at NCAA Division I Missouri State University.

Willis continued the turnaround for the Southern volleyball program in 2006 when he guided the team to a 23-12 record, a national ranking, a trip in the MIAA postseason tournament, and a spot in the NCAA Division II South Central Regional. He had three All-MIAA performers in Tessa Woods, Ashley Mehrer and Megan Norman. Woods was also named All-Region. In the last two seasons, Willis has coached six All-MIAA performers

Despite little time to recruit for the 2004 season, Willis coached the Lions to the MIAA Postseason Tournament after the team finished 14-18 overall and tied for sixth in the conference.

From 1999 through the 2003 season, Willis helped the Missouri State Bears to an impressive 122-40 record as an assistant on Melissa Stokes' staff. While at MSU, Willis served as the volleyball program's liaison with the speed, strength and conditioning program and also handled the coaching of the outside hitters and setters. The Bears posted 20 or more victories in each of Willis' five seasons, including 27-win campaigns in 2000 and 2003.

In all, Willis has nine years of experience as an assistant coach in the NCAA Division I ranks. Before joining the MSU staff, he served as assistant coach for two years at Northern Arizona University. While at the Flagstaff, Ariz., institution, Willis was responsible for the development of outside hitters, scouting, game management and assisted with recruiting. The Lumberjacks finished 19-10 in 1997, Willis' first season, and 18-11 in 1998.

He also worked as an assistant for two seasons at Davidson (N.C.) College, where he coached setters and coordinated the strength & conditioning program.

Willis earned a bachelor's degree in psychology in 1991

from Baylor University in Waco, Texas. He received his master's degree in human performance & sport study from the University of Tennessee in 1994. Willis also played on men's volleyball club teams at both Baylor and Tennessee.

After graduating from Tennessee, the Kirkwood, Mo., native served one season as head coach at Harris-Stowe State College in St. Louis in 1994.

Willis has had two volleyball stints with Athletes in Action. In 1992, he was a player on a team that toured Central America. In the summer of 2002, he was the coach on a men's team that visited Cameroon.

Willis has worked several volleyball camps since 1995, including clinics at the University of Tennessee, Washington (Mo.) University, University of North Carolina, Davidson, Northern Arizona and MSU. He was also head coach of the USA Volleyball Juniors from 1995-2001 and was an assistant coach at Kirkwood High School in the spring of 1992.



Ryan Meek

Assistant Coach

Ryan Meek is in his first year as an assistant coach with the Lions' volleyball program. Meek comes to the Lions after helping to run a successful club program in Fayetteville, Arkansas.

Meek has coached in the Ozark Juniors system for three years, as well as serving as an assistant with the University of Arkansas women's volleyball team.

Prior to his time in northwest Arkansas, Meek spent three years

as the head varsity coach at his high school alma mater, Simi Valley High School in Simi Valley, California.

A 2000 graduate of SVHS, Meek played at both Moorpark (Calif.) College and Quincy University before earning his degree from the University of Arkansas in May of 2009.



Robert Creekmore
Assistant Coach

Robert Creekmore is in his eighth year, off and on, as an assistant coach for the Missouri Southern volleyball team.

The 2002 Southern graduate, played collegiate baseball at North Arkansas College before transferring to Southern in 2000.

He started his coaching career as an assistant to former Southern coach Debbie Traywick in 2000-2003 and came back in 2005 under current head coach Chris Willis.

The Diamond, Mo. native is a 1997 graduate of Diamond HS and is married to the former Misty Ray. The couple resides in Diamond. He is a full-time teacher at Webb City Elementary School.



Katie Gage
Assistant Coach

Katie Gage is in her first year as an assistant coach for the Lions after a four-year playing career at Missouri Southern.

Gage spent four seasons playing for coach Willis as an outside hitter.

A native of Lamar, Mo. Gage was a four-year letter winner and two-time all-conference and all-district performer for the Lamar Tigers of coach Ann Landrum. A three-year starter, Gage earned first-team all-conference and all-district accolades in 2004 and holds school records for digs, including the career mark of 738. She also set school game and match records for kills and participated in basketball and track & field, setting the school shot put record.

Gage earned a degree in biology with a minor in chemistry from Missouri Southern and is currently in the radiology program at Southern.

2009 Lions Roster

No.	Name	Pos.	Ht.	Yr.	Hometown/Previous School
1	Daphne Merrick	S	5-10	Fr.	Willard, Mo./Willard HS
2	Elin Skei*	S	5-9	So.	Springfield, Mo./Kickapoo HS
3	Stefanie Williams*	OH	5-10	Sr.	Kansas City, Mo./Longview CC
4	Ali Boehler	OH	5-10	Fr.	Olathe, Kan./Olathe East HS
6	Brittany Crockett	MH	5-10	Jr.	Nevada, Mo./Neosho County CC
7	Renee Rheinecker	OH	6-1	Fr.	St. Jacob, Ill./Triad HS
8	Amber Heiskell	OH	5-11	Fr.-R	Neosho, Mo./Neosho HS
9	Maria Weller*	OH	5-11	So.	Tulsa, Okla./Bishop Kelley HS
10	Ashlee Russell**	OH	5-8	Jr.	Spokane, Mo./Spokane HS
12	Cassie Prewitt**	OH	5-10	Jr.	Ozark, Mo./Ozark HS
13	Brittany Vavao-Huggins**	MB	5-11	Jr.	Fayetteville, Ark./Fayetteville HS
14	Jeanna Feldmann**	OP	5-11	Jr.	Washington, Mo./Borgia HS
16	Amelia Judge**	MB	6-0	Jr.	McAlester, Okla./McAlester HS
17	Kari Hammerbacher***	L	5-2	Sr.	Buffalo, Mo./Buffalo HS

Head Coach: Chris Willis

Assistant Coach: Ryan Meek, Robert Creekmore, Scott Austin, Katie Gage

2009 Preview

By Wendell Redden
MSSU Sports Information

Experience, maturity, athleticism and depth are four reasons Missouri Southern State University women's volleyball coach Chris Willis is optimistic going into the 2009 season.

"If you look at our roster we not only have playing time, but starting time returning," said Willis who is beginning his sixth campaign as the Lions' head coach. "That's where my optimism lies. We're bringing back some experience and maturity as well. That makes me feel good, not only about this year but next year as well."

Willis also praised the leadership he's seen in practice. "Our leadership is spread out among all the classes. We have some girls who won't be satisfied just being good; they want to be great. I think the fact that several of our players stayed on campus this summer and trained with Coach (Troy) Jorgenson indicates their desire to be successful."

Missouri Southern returns 10 players from last year's squad that finished 10-22 overall and 5-15 in the Mid-America Intercollegiate Athletic Association.

Southern's 14-player roster also includes a junior college transfer, Brittany Crockett, and three promising freshmen in Daphne Merrick, Ali Boehler and Renee Rheinecker.

Another new addition to the program is assistant coach Ryan Meek.

"Ryan comes to us with many years of training high-level athletes at the college and club level," Willis said. "He was a volunteer assistant coach at the University of Arkansas and coaches a high-level club team in the Springdale (Ark.) area. I like the way he coaches. He brings intensity, insight and some fresh ideas into our program."

Other assistant coaches are Robert Creekmore and Katie Gage.

Although the Lions have several players with starting experience, only two seniors return: outside hitter Stefanie Williams, Kansas City, Mo., and defensive specialist (libero) Kari Hammerbacher, Buffalo, Mo.

Williams is a true senior leader, Willis said. "Her maturity on the court and in the locker room is so valuable to our program. Our other players look to her for advice. Stefanie's



Ashlee Russell was the second leading attacker last season as a sophomore, averaging 216 kills on the season.

strength is her ability to play the complete game. Her ball control skills are excellent. She's a true asset serving; she puts pressure on the other teams. Her biggest challenge is finding ways to terminate balls."

"I thought Kari was one of the outstanding liberos in the conference last year," Willis said. "She was an honorable mention all-conference selection and her ratio of errors to attempts (18-632) ranked among the top three in the conference. We're going to put her in a new position, a new area this year. And I believe that's really going to pay off for us."

Southern's other returnees include five juniors (Ashlee Russell, Cassie Prewitt, Brittany Vavao-Huggins, Jeanna Feldman and Amelia Judge), two sophomores (Elin Skei and Marie Weller) and a redshirt freshman (Amber Heiskel).

"Russell has tremendous athleticism and is a team captain," Willis said. "We have her for two more years and that's exciting because she's only going to continue to get better. Ashlee needs to be on the floor every game, not only for her offensive skills, but also for her leadership. She can do it all."

"Prewitt missed most of last year due to an injury," said Willis. "Cassie's worked really hard this summer and I think she'll push for more playing time this season."

"Brittany has one of the most explosive arm swings in the conference," Willis said. "We need her to minimize her errors and take her game to a higher level. Once she takes that step, she'll be awfully good offensively. That's her forte."

"The sky's the limit for Amelia," Willis stressed. "She made great strides last spring with her blocking and her offense. She's one of our most athletic players and will be someone the conference will have to deal with night in and night out."

"Feldman is a player who is ready to have a breakout season," Willis said. "We thought we were going to get that last year, but for some reason it didn't happen. Jeanna is a player who you may not notice until you look at the stats and wonder how she got 18 kills. I'm very impressed with her maturity."

"Elin has earned the starting setter position," Willis said. She will be one of the most athletic setters in the conference. The way she improved last year was exceptional. She improved more in two months than a lot of players do in four years. Her leadership on the floor will be a catalyst for our success this year."

"Maria Weller is another player who came on late in the season for us last year," Willis said. "She surprised everyone in the matches she played late last season. She has a very explosive arm swing and is a very good blocker. She's going to terminate balls for us at the net."

Heiskel, Willis said, brings physical tools to the court that some other players don't have. "She has the ability to set someone down with her blocking, and she has the ability to hit angles on the court that nobody else can hit."

2009 MIAA Volleyball Preseason Coaches Poll

School	Pts.
1. Emporia State (5) -	94 pts.
2. Washburn (5) -	92 pts.
3. Central Missouri -	79 pts.
T4. Nebraska-Omaha (1) -	69 pts.
T4. Truman State -	69 pts.
6. Pittsburg State -	61 pts.
7. Northwest Missouri State -	40 pts.
8. Missouri Southern State -	37 pts.
9. Southwest Baptist -	35 pts.
10. Fort Hays State -	15 pts.
11. Missouri Western State -	14 pts.
Points awarded on an 9-8-7-6-5-4-3-2-1 basis. Coaches could not vote for their own school. () Indicates first place votes.	

2009 Preview

That's because she jumps so high when she attacks. Her biggest challenge is to be able to play the whole game."

Crockett, a native of Nevada, Mo., where she was all-conference and all-district her junior and seniors years, played the last two years at Neosho County Community College. She was a second-team all-district selection as a sophomore and was named the school's female athlete of the year.

"Brittany is going to be a good utility player for us. She'll play primarily on the right side, but she can play the middle, also. Her experience makes her a better than average blocker. One of the skills she brings is her ability to slide behind the setter."

All three incoming freshmen figure to see playing time, Willis said.

Rheinecker, a 6-foot-1 outside hitter, could be a force on the front line. "She's my diamond in the rough, WOW!" Willis said. "I believe our fans will say wow, too. Renee is tall and has extreme pop not only in her

feet but also in her arm swing. She jumps well and hits the ball hard. We haven't seen this type of terminator here in several years. She's going to be the top freshman in the conference. I really believe that."

Boehler, who'll back up Hammerbacher at libero, has good ball-control skills, Willis said. "She's going to be able to contribute right away on the back row and will be playing in most matches. She played for a high-level club team the last two years."

Merrick, who played high school ball at Willard, Mo, will back up Skei at the setter position. "Daphne is extremely athletic and very aggressive at the net," Willis said. "She has great court awareness."

The MIAA will be one of the dominant conferences in NCAA Division II again, Willis believes. The American Volleyball Coaches Association last year ranked five conference teams in the top 25. Another MIAA member, Nebraska-Omaha, reached the national tournament.

Conference runner-up Truman State was ranked fourth, followed by league champion Emporia State, fifth; Central Missouri, 11th; Washburn, 13th, and Pittsburg State, 16th.

"I think there will be another team from our conference creep into the top 25 this year, whether it's us, UNO or Northwest Missouri," Willis said. "There will be a lot of quality teams in the conference this year. Emporia State returns most of their starters and should be strong again. Four schools have new coaches: Central Missouri, Truman State, Missouri Western and Fort Hays.

"I don't believe we'll be able to take a night off in the conference. We've got to play at a higher competitive level to have success. I think we have some girls who are emotionally and physically ready to break in a new habit of winning. They're serious about it."

The Lions launch the 2009 season at home with the Missouri Southern Invitational August 28-29. Midwestern State of Texas, Missouri S&T, Southeastern Oklahoma State and Harding University will provide the competition.



Stefanie Williams returns for her senior season after transferring to Southern from Longview CC in Kansas City.

After a September 5 match at Arkansas-Fort Smith, the Lions will compete in the UCO Broncho/Fairfield Inn Invitational in Edmond, Ok., Sept. 11-12. Fort Smith, host Central Oklahoma, St. Edwards and Southeastern Oklahoma will oppose the Lions.

Southern opens MIAA play at home against Nebraska-Omaha on Sept. 16. "I'm glad to have them at home early," Willis said. "They have a tremendous program."


The Lions will also compete in the Pittsburg State Invitational on Oct. 2-3, meeting Kansas Newman, Abilene Christian, Dallas Baptist and Texas A&M Commerce.

"Our October and November MIAA schedule sets up very well for us," Willis said. "We have nine home matches during those two months, including six in October."

A key to Southern's season, Willis points out, will be to remain injury free. "We can't afford an injury in the middle. We've got to stay healthy. If we can, we can make an impact in the conference."



Kari Hammerbacher once again led the Lions in digs and was an honorable mention All-MIAA selection at the Libero position in 2008.



Kari Hammerbacher 17

Libero ■ 5-2 ■ Senior (3L) ■ Buffalo, MO/Bufalo HS

In 2008: An honorable mention All-MIAA selection at the libero position for the Lions ... Led the team in digs with 3.71 per set ... had a season-high 22 digs at Southwest Baptist on Oct. 17 ... also had 20 digs in a three set match against Missouri Western on Sept. 27.

In 2007: Saw action in 103 games ... led the team with 4.94 digs per game ... finished the season with 509 ... set new career highs in assists and digs ... recorded 54 digs at Texas Women's on 9/1/07 ... also tied a career high in points recording four at Pittsburg State on 10/31/07

In 2006: Appeared in 59 games earning two starts as a true freshmen ... recorded 63 digs on the season ... had her best game against Washburn with two service aces and 11 digs.

In high school: An all-conference and all-district performer as a three-year starter under coach Stacy Beckley ... Hammerbacher, who played in the USAV Nationals in each of the last two years, also helped her team to a second and third-place finish in each of the last two years in the Heart of America Regionals.

Personal: A Psychology major ... born May 14, 1988 in Columbus, Ohio ... the daughter of Scott and Roberta Hammerbacher ... has one brother.

Career Highs

Points: 4.0, vs. Fort Hays,
10/28/06
Kills: 2, vs. Quincy,
8/26/05
Attacks: 2, vs. Central
Missouri, 11/9/06
Assists: 4, vs. Fort Hays,
11/7/08
Aces: 4, twice last at
Pittsburg St., 10/31/07
Digs: 54, vs. Texas
Woman's, 9/1/07

Kari Hammerbacher's Career Statistics

Season	GP	MP	K	K/G	E	TA	Pct	A	A/G	SA	SA/G	SE
2006	59	26	0	0.00	1	5	-.200	7	0.12	12	0.20	8
2007	103	30	1	0.01	7	32	-.188	18	0.17	19	0.18	27
2008	118	32	3	0.03	5	22	-.091	23	0.19	29	0.25	26
TOTAL	280	88	4	0.01	13	59	-.153	48	0.17	60	0.21	61

Season	DIG	D/G	RE	BS	BA	TB	B/G	BE	BHE	Points	Pts/G
2006	63	1.07	9	0	0	0	0.00	0	0	12.0	0.20
2007	509	4.94	34	0	0	0	0.00	0	6	20.0	0.19
2008	438	3.71	18	0	0	0	0.00	0	0	32.0	0.27
TOTAL	1010	3.61	61	0	0	0	0.00	0	6	64.0	0.23



Stefanie Williams 3

Outside Hitter ■ 5-10 ■ Senior (1L) ■ Kansas City, MO/Longview CC

In 2008: Finished fifth on the team with 1.49 kills per game after her first season a Lion ... had a break out match with 18 kills against Southwest Baptist where she also set season highs in attacks and points ... had a season high 13 digs against Central Oklahoma.

At Longview Community College: Twice named to Graceland All-Tournament team ... as a freshmen and sophomore was placed on All-Region 1st Team ... and was named an All-American 2nd team as a freshmen ... helped lead team to two Top 10 finishes in the

National Tournament ... averaged 3.6 kills per game and 2.9 digs per game

In High School: Two time All-District performer also earning All-State honors as a freshmen ... was named Team MVP at Raytown South High as a freshmen and sophomore ... also helped lead the Cardinals to a Conference Championship as a freshmen ... was also a three year starter in basketball earning Honorable Mention All-Conference honors ... Williams also participated in track for the Cardinals

Career Highs

Points: 18.0 vs.
Southwest Baptist,
11/14/08
Kills: 18 vs. Southwest
Baptist, 11/14/08
Attacks: 57 vs. Southwest
Baptist, 11/14/08
Assists: 2, vs. Midwestern
State, 9/6/08
Aces: 2, vs. Missouri
Western, 9/27/08
Blocks: 3, vs. Central
Oklahoma, 9/5/08
Digs: 13, vs. Central
Oklahoma, 9/5/08

Stefanie William's Career Statistics

Season	GP	MP	K	K/G	E	TA	Pct	A	A/G	SA	SA/G	SE
2008	75	30	122	1.63	69	514	.103	7	0.09	7	0.09	5
TOTAL	75	30	122	1.63	69	514	.103	7	0.09	7	0.09	5

Season	DIG	D/G	RE	BS	BA	TB	B/G	BE	BHE	Points	Pts/G
2008	162	2.16	19	1	13	14	0.19	4	1	136.5	1.81
TOTAL	162	2.16	19	1	13	14	0.19	4	1	136.5	1.81



Ashlee Russell

Outside Hitter ▪ 5-8 ▪ Junior (2-L) ▪ Spokane, MO/Spokane HS

10

In 2008: Russell was an honorable mention All-MIAA selection as a sophomore after finishing third on the team in kills and second in average ... Had a stellar match against Nebraska-Omaha where she hit .615 with eight kills and non errors ... Had a season high 15 kills against Southwest Baptist.

In 2007: As a redshirt freshmen Russell played in every match and appeared in 115 games ... she also started in 21 of 32 matches ... finished second on the team in almost every offensive category recording 335 kills and averaging 2.91 per game ... was second on the team in points where she averaged 3.33 per game ... on defense she was third in total digs with 262 and fourth with 2.28 per game.

In 2006: Redshirted as a freshmen

In high school: Russell was a three-year varsity starter in volleyball and this season was named conference MVP ... A state qualifier in track & field, she earned volleyball all-district honors three times in her career and was also the all-county volleyball MVP as a junior.

Personal: A Mass Communication major ... born December 31, 1987 in Springfield, Mo. ... the daughter of Tim and Terry Russell ... has one brother, Curt.


Ashlee Russell's Career Statistics

Season	GP	MP	K	K/G	E	TA	Pct	A	A/G	SA	SA/G	SE
2007	115	32	335	2.91	130	1049	.195	11	0.10	21	0.18	31
2008	110	31	216	1.96	81	593	.228	44	0.40	3	0.03	3
TOTAL	225	63	551	2.45	211	1642	.207	55	0.24	24	0.11	34

Season	DIG	D/G	RE	BS	BA	TB	B/G	BE	BHE	Points	Pts/G
2007	262	2.28	18	4	47	51	0.44	6	3	383.5	3.33
2008	128	1.16	5	6	42	48	0.44	8	5	246.0	2.24
TOTAL	390	1.73	23	10	89	99	0.44	14	8	629.5	2.80

Career Highs

Points: 21.5, vs. Washburn, 10/27/07
 Kills: 20, vs. Central Okla. 8/31/07
 Attacks: 61 vs. Texas Woman's, 9/1/07
 Assists: 3, vs. Texas A&M Comm., 10/5/07
 Aces: 5, vs. Harding, 9/1/07
 Digs: 24, vs. Texas Woman's, 9/1/07



Cassie Prewitt

Outside Hitter ▪ 5-10 ▪ Junior (2-L) ▪ Ozark, MO/Ozark HS

12

In 2008: played in 21 games as a sophomore recording 10 kills, and eight digs, with one block assist ... had a season high three kills against West Texas A&M.

In 2007: Appeared in nine games as a true freshman ... recorded four kills and 5 digs on defense

In high school: Four year starter for coach Becky Justis ... All-Conference, All-District, All-County, and All-Region performer ... named team offensive MVP ... was named most promising newcomer as a freshmen ... set Ozark High School records for most kills and aces in a career ... was two year starter in basketball ... helped the Tigers to back-to-back MSHSAA

Class 4 Championship in 2004 and 2005 ... Prewitt was also an all-conference athlete in track and field ... she qualified for the MSHSAA Track and Field Championships twice

Personal: Cassie is undecided on a major at this time ... born February 14, 1989 in Springfield, Mo. ... daughter of Bob Buckner and Brenda Prewitt-Buckner.

Cassie Prewitt's Career Statistics

Season	GP	MP	K	K/G	E	TA	Pct	A	A/G	SA	SA/G	SE
2007	9	8	4	0.44	4	16	.000	2	0.22	1	0.11	2
2008	21	13	10	0.48	8	38	.053	0	0.00	0	0.00	2
TOTAL	30	21	14	0.47	12	54	.037	2	0.07	1	0.03	4

Season	DIG	D/G	RE	BS	BA	TB	B/G	BE	BHE	Points	Pts/G
2007	5	0.56	1	0	0	0	0.00	0	0	5.0	0.56
2008	8	0.38	1	0	1	1	0.05	0	0	10.5	0.48
TOTAL	13	0.43	2	0	1	1	0.03	0	0	15.5	0.50

Career Highs

Points: 3, vs. West Texas A&M, 10/4/08
 Kills: 3, vs. West Texas A&M, 10/4/08
 Attacks: 8, vs. West Texas A&M, 10/4/08
 Assists: 1, vs. Washburn, 10/27/07
 Aces: 1, vs. Emporia State, 9/12/07
 Digs: 3, vs. Angelo State, 10/4/08



Brittany Vavao-Huggins 13

Middle Blocker • 5-11 • Junior (2-L) • Fayetteville, Ark./Fayetteville HS

In 2008: Played in 105 of 119 games, and was fourth on the team in kills, but third in attack average ... Hit an eye-popping and school record .833 (10 kills, zero errors, 12 attempts) against Nebraska-Omaha ... Had a career-high 17.5 points and 16 kills against St. Mary's ... Also set a career high in digs with six against Augustana ... also led the team in blocking (.78).

In 2007: Appeared in 75 games and started 10 matches as a true freshman Splitting time with freshmen Amelia Judge on the front line ... recorded 128 kills and averaged 1.71 per game ... totaled 55 blocks and 21 digs on defense

In high school: Was named to Arkansas Top 25 team as junior and senior ... earned All-State honors as a senior for coach Jessica Phelan, adding All-Conference accolades as a junior and senior ... led Fayetteville High School in blocks and kills both junior and senior years ... in 2005 was named to the Junior Amateur Olympic Team ... Vavao-Huggins was also All-State in Track and Field helping her team finish First Place as a freshmen ... also was a stand out athlete in basketball where she was also named to the All-Conference team as a senior ... help basketball team advance to the Arkansas State Tournament as a junior and senior ... she plans to play basketball at Southern as a walk-on athlete ... she also participated in softball

Personal: Majoring in physical therapy ... Born October 20, 1988 in Fremont, California ... She is the daughter of Tonya Huggins and James Vavao.


Career Highs

Points: 17.5, vs. St. Mary's, 8/28/08
Kills: 16, vs. St. Mary's, 8/28/08
Attacks: 37, vs. St. Mary's, 8/28/08
Assists: 2, vs. Southwest Baptist, 10/17/08
Aces: 5, vs. Rollins, 8/29/08
Digs: 6, vs. Augustana, 8/29/08

Brittany Vavao-Huggins' Career Statistics

Season	GP	MP	K	K/G	E	TA	Pct	A	A/G	SA	SA/G	SE
2007	75	28	128	1.71	71	339	.168	5	0.07	1	0.01	2
2008	105	29	175	1.67	71	440	.236	5	0.05	8	0.08	12
TOTAL	180	57	303	1.68	142	779	.207	10	0.06	9	0.05	14

Season	DIG	D/G	RE	BS	BA	TB	B/G	BE	BHE	Points	Pts/G
2007	21	0.28	1	6	49	55	0.73	3	2	159.5	2.12
2008	47	0.45	3	10	72	82	0.78	7	1	229.0	2.18
TOTAL	68	0.38	4	16	121	137	0.76	10	3	388.5	2.16



Jeanna Feldmann 14

Outside Hitter • 5-11 • Junior (2-L) • Washington, MO/Borgia HS

In 2008: Was the team's leading hitter from a season ago and should look to continue that leadership into 2009 ... Led the Lions in kills (2.40) while playing in 113 of the team's 119 games played ... was fourth in digs, and fifth in blocking ... Had a career-high 22 points and 21 kills against Midwestern State ... Also set a career high for total attacks against Drury with 53.

In 2007: As a true freshman appeared in 119 and started in 18 ... was only freshmen to play in every match ... finished the season with 174 kills while averaging 1.46 per game ... on defense she recorded 252 digs where she was fifth averaging 2.12 digs per game

In high school: Earned All-State 2nd team and All-Area honors as a sophomore at St. Francis Borgia High School, adding All-Region honors as sophomore and a junior ... helped lead her team to MSHSAA Class 3 State Championship as a sophomore, followed by a 2nd Place finish as a junior ... helped the Knights to District Titles all four years of her prep career ... was named top recruit by PrepVolleyball.com by her sophomore year ... was a four year starter for coach Mike Tyree.

Personal: Jeanna plans to major in forensics ... born March 1, 1989 in Washington, Mo. ... daughter of Joseph and Doris Feldmann ... she has one brother Kyle, and three sisters Kimberly, Melissa and Amanda, who played volleyball for Central Missouri.

Career Highs

Points: 22.0, vs. Midwestern State, 9/6/08
Kills: 21, vs. Midwestern State, 9/6/08
Attacks: 53, vs. Midwestern State, 9/6/08
Assists: 4, vs. Southwest Baptist, 10/17/08
Aces: 4, vs. Abilene Christian, 10/3/08
Digs: 20, vs. Texas Woman's, 9/1/07

Jeanna Feldmann's Career Statistics

Season	GP	MP	K	K/G	E	TA	Pct	A	A/G	SA	SA/G	SE
2007	119	32	174	1.46	104	547	.128	40	0.34	7	0.06	12
2008	113	32	271	2.40	186	870	.098	13	0.12	17	0.15	9
TOTAL	232	64	445	1.92	290	1417	.109	53	0.23	24	0.10	21

Season	DIG	D/G	RE	BS	BA	TB	B/G	BE	BHE	Points	Pts/G
2007	252	2.12	21	5	36	41	0.34	6	11	204.0	1.71
2008	229	2.03	32	6	29	35	0.31	2	2	308.5	2.73
TOTAL	481	2.07	53	11	65	76	0.33	8	13	512.5	2.21



Amelia Judge

16

Middle Blocker ▪ 6-0 ▪ Junior (2-L) ▪ McAlester, Okla./McAlester HS

In 2008: A starter in the middle for the Lions, Judge helped lead the block for the Lions and was second in that category, averaging .69 blocks per game ... Tied a career high with 15 kills against Dallas Baptist, while setting a new career high in points in the same match with 18 ... had a season-high eight blocks against Missouri Western.

In 2007: Split time on the front line with Brittany Vavao-Huggins ... appeared in 71 games and started in 17 ... recorded 124 kills and also averaged 1.75 kills per game ... finished the season with 44 blocks and 31 digs on defense ... averaged 2.11 points per game

In high school: Standout high school product from McAlester High School in Oklahoma was a four-year starter for coach Julie James and the Buffaloes ... was two-time All-State athlete in volleyball and named to the All-Tournament team twice at Union and also at the Bishop Kelly and Santa Fe Tournaments ... as captain helped lead team to a runner-up finish as a sophomore and state title as a junior in Oklahoma's Class 5A ... also participated in track and field ... qualified for the state meet as a sophomore and junior in high jump and 3200m relay ... medaled in the high jump as a junior earning all-state honors again ... Judge also excels in the classroom as a member of two Oklahoma State Championships with the Academic Team ... club - she was a member of Oklahoma Extreme and Oklahoma High Performance.

Personal: She is currently undecided on a major ... born December 20, 1988 at Andrews Air Force Base in Maryland ... she is the daughter of Ricky and Sally Judge.

Amelia Judge's Career Statistics

Season	GP	MP	K	K/G	E	TA	Pct	A	A/G	SA	SA/G	SE
2007	71	30	124	1.75	45	331	.239	3	0.04	0	0.00	2
2008	119	32	173	1.45	57	461	.252	6	0.05	14	0.12	8
TOTAL	190	62	297	1.56	102	792	.246	9	0.05	14	0.07	10

Season	DIG	D/G	RE	BS	BA	TB	B/G	BE	BHE	Points	Pts/G
2007	31	0.44	3	7	37	44	0.62	7	3	149.5	2.10
2008	59	0.50	2	6	76	82	0.69	8	2	231.0	1.94
TOTAL	90	0.47	5	13	113	126	0.66	15	5	380.5	2.00

Career Highs

Points: 18, vs. Dallas Baptist, 9/5/08
Kills: 15, vs. Dallas Baptist, 9/5/08
Attacks: 38, vs. Texas Woman's, 9/1/07
Assists: 2, vs. UTPB, 8/31/07
Aces: 6, vs. Harding, 9/1/07
Digs: 7, vs. Central Okla., 8/31/07



Elin Skei

2

Setter ▪ 5-9 ▪ Sophomore (1L) ▪ Springfield, MO/Kickapoo HS

In 2008: Split time with Sarah Joles as the Lions' setter as a true freshman ... was second on the team with 4.52 assists per game ... had a breakout match with 43 assists against Nebraska-Omaha, while pouring out 28 assists against Missouri Western and Southwest Baptist, as well.

In High School: Skei's varsity career began as a freshmen at Kickapoo High School in Springfield, Missouri ... a four year starter was named Honorable Mention All-State as a senior ... also earned 1st Team honors as All-District, All-Region, All-Ozark Conference ... was also team leader in kills three years ... was a District Champion in the High Jump as a sophomore

and also competed in the 400 meter run

Personal: Is undecided on a major ... was born May 16, 1990 in St. Louis, Missouri ... is daughter of Paul and Julie Skei ... Grandfather Ike Jenning played at Mizzou and two years for the Green Bay Packers

Elin Skei's Career Statistics

Season	GP	MP	K	K/G	E	TA	Pct	A	A/G	SA	SA/G	SE
2008	105	32	40	0.38	14	98	.265	475	4.52	8	0.08	18
TOTAL	105	32	40	0.38	14	98	.265	475	4.52	8	0.08	18

Season	DIG	D/G	RE	BS	BA	TB	B/G	BE	BHE	Points	Pts/G
2008	140	1.33	0	3	9	12	0.11	1	33	55.5	0.52
TOTAL	140	1.33	0	3	9	12	0.11	1	33	55.5	0.52

Career Highs

Points: 5.5, vs. Eastern New Mexico, 8/30/08
Kills: 5, vs. Nebraska-Omaha, 10/22/08
Attacks: 18, vs. Southwest Baptist, 10/17/08
Assists: 43, vs. Nebraska-Omaha, 10/22/08
Aces: 2, vs. Eastern New Mexico, 8/30/08
Digs: 9, vs. Pittsburg State, 10/15/08



Maria Weller

9

Outside Hitter ▪ 5-11 ▪ So. (1-L) ▪ Tulsa, Okla./Bishop Kelley HS

In 2008: Saw limited action, playing in 31 games, but picked up 39 kills and hit .297, with nine blocks ... had her breakout match against Southwest Baptist where she hit .367 with 16 kills in 30 attempts.

In High School: Weller joins the Lions from Bishop Kelley in Tulsa, Oklahoma ... a multi-sport athlete was an All-State performer as a senior ... was named All-Conference twice and was named to Tulsa World All-Metro 2nd Team as a junior ... was twice named to Oklahoma State Tournament All Tournament Team ... as a senior helped lead the Comets to the

5A Oklahoma State Championship ... also earned two letters in varsity basketball.

Personal: Is undecided on a major ... was born May 26, 1990 in Tulsa, Oklahoma ... is daughter of Warren and Lynda Weller.

Career Highs

Points: 18.5 vs.

Southwest Baptist,
11/14/08

Kills: 16, vs. Southwest
Baptist, 11/14/08

Attacks: 30, vs.

Southwest Baptist,
11/14/08

Assists: 3, vs. Southwest
Baptist, 11/14/08


Aces: 3, vs. Southwest
Baptist, 11/14/08

Digs: 2, vs. Truman,
9/26/08

Maria Weller's Career Statistics

Season	GP	MP	K	K/G	E	TA	Pct	A	A/G	SA	SA/G	SE
2008	31	14	39	1.26	12	91	.297	6	0.19	0	0.00	0
TOTAL	31	14	39	1.26	12	91	.297	6	0.19	0	0.00	0

Season	DIG	D/G	RE	BS	BA	TB	B/G	BE	BHE	Points	Pts/G
2008	11	0.35	0	2	7	9	0.29	1	2	44.5	1.42
TOTAL	11	0.35	0	2	7	9	0.29	1	2	44.5	1.42



Amber Heiskell

8

Outside Hitter ▪ 5-10 ▪ Fr. (RS) ▪ Neosho, Mo./Neosho HS

In 2008: Redshirted her freshman season with the Lions.

In High School: A three year starter for Coach Turner at Neosho ... led team in kills twice and blocks as a junior ... was named All District and 1st Team Joplin Globe and Neosho Daily All Area Team as a senior ... also earned All-Conference honors as a senior and junior

Personal: Plans to major in Art ... was born September 7, 1989 in Joplin, Missouri ... daughter of Tim and Crystal Heiskell



Daphne Merrick

1

Setter ▪ 5-9 ▪ Fr. (HS) Willard, MO/Willard HS

In High School: Merrick is from Willard, Mo. where she prepped at Willard High School ... A three year starter, Merrick played for coach Jamalee Hancock where she was a first team All-Conference, All-District and All-Region selection her senior year after being an honorable mention All-Region and second team All-District selection her junior season ... Also an athlete in track and basketball at Willard, Merrick holds the school record in the high jump.

Personal: A Radiology major at Southern ... was born December 16, 1990 in Springfield, Mo ... is daughter of David and Lana Merrick.



Ali Boehler


4

Outside Hitter ▪ 5-10 ▪ Fr. (HS) Olathe, Kan./Olathe East HS

In High School: Boehler (pronounced Bowler) is a 5'10 utility player that has played mostly outside hitter and setter in high school, but will make the transition to libero at Southern ... A native of Olathe, Kansas where she played at Olathe East High School for coach Brian Martin, Boehler was a three-year starter, and a three time first team All-Sunflower League selection ... She helped lead her team to the 6A Kansas Sub State title and a fourth place finish at the State Tournament in 2007 where she was named to the All-Tournament team and an honorable mention All-State selection ...

Boehler holds the Olathe East school records for serving percentage in a season (.971). She is also fourth in single season aces (57), as well as third in career kills (748), fourth in career aces (127) and fourth in career digs (595). She is the sister of Truman State senior libero Whitney Boehler ... The elder Boehler was a second-team All-MIAA selection, as well as an honorable mention All-South Central Region selection and has helped Truman to the NCAA round of eight in volleyball in 2008.

Personal: A Biology major at Southern ... was born May 5, 1991 in Overland Park, Kan ... is daughter of Mike and Jana Boehler. season where she was her college's Female Athlete of the Year.



Brittany Crockett

Middle Hitter ▪ 5-9 ▪ Jr. (TR)
Nevada, Mo./Neosho County CC

At Neosho County: A two-year starter for Neosho County, Crockett was a second-team All-District selection her sophomore season where she was her college's Female Athlete of the Year.

In High School: Crockett started for three years at Nevada High School for coach Trudy Fleeman where she was an All-Conference and All-District selection in both her junior and senior seasons and helped her team to a district title in her senior campaign.

Personal: An accounting major at Southern ... was born December 22, 1988 in Arlington, Texas ... is the daughter of Rick Crockett and Jamie McCullough.



Renee Rheinecker

Outside Hitter ▪ 6-1 ▪ Fr. (HS)
St. Jacob, Ill./Triad HS

In High School: Rheinecker is a native of St. Jacob, Illinois where she played for the Triad High School Knights and coach Amy Sheehan ... She was a four-time letter winner in three different sports at Triad as she played both basketball and softball, as well and named the Madison County Journal's Athlete of the Year for 2008-09 ... As a volleyball player, she was an All-Area selection three times and was a team captain. In her career she has 738 kills, 862 digs and 160 blocks. Last fall, she had 223 kills and helped Triad finish with a 23-9 record ... As a basketball player, Rheinecker scored 1,335 points and added in 974 rebounds while shooting 47 percent from the field and averaging 12.5 points per game. She was a member of the All-Area team while starting all four years for coach Kris Kleeman ... She holds the school record for rebounds in a career ... On the softball diamond, Rheinecker was a member of the 2008 Mississippi Valley Conference and

Regional Championship teams and holds the school record for most home runs in a season (5) ... She was an All-Area selection, while being named the team's offensive and defensive player of the year in her career.

Personal: A pre-veterinary major at Southern ... was born September 25, 1990 in Maryville, Ill. ... is the daughter of Jo and JoAnn Rheinecker.



2008 in Review

2008 Lions Volleyball Statistics

##	Name	GPMP-MS	ATTACK				SET			SERVE				
			KK/Game	E	TA	Pct	AA/Game	TA	Pct	SASA/Gm	SE	TA	Pct	
14	Feldman, Jeanna	113 32-31	271 2.40	186	870	.098	13	0.12	204	.064	17	0.15	9	349 .974
6	Hill, Ashley	96 29-20	195 2.03	123	693	.104	19	0.20	219	.087	7	0.07	6	278 .978
10	Russell, Ashlee	110 31-28	216 1.96	81	593	.228	44	0.40	199	.221	3	0.03	3	142 .979
13	Vavao-Huggins, Britta	105 29-29	175 1.67	71	440	.236	5	0.05	30	.167	8	0.08	12	112 .893
3	Williams, Stefanie	75 30-12	122 1.63	69	514	.103	7	0.09	112	.062	7	0.09	5	209 .976
5	Robeson, Kara	98 31-7	151 1.54	59	359	.256	21	0.21	77	.273	3	0.03	6	48 .875
16	Judge, Amelia	119 32-32	173 1.45	57	461	.252	6	0.05	35	.171	14	0.12	8	228 .965
9	Weller, Maria	31 14-1	39 1.26	12	91	.297	6	0.19	34	.176	0	0.00	0	0 .000
12	Prewitt, Cassie	21 13-0	10 0.48	8	38	.053	0	0.00	7	.000	0	0.00	2	9 .778
2	Skei, Elin	105 32-10	40 0.38	14	98	.265	475	4.52	1125	.422	8	0.08	18	285 .937
1	Joles, Sarah	111 30-22	20 0.18	17	69	.043	680	6.13	1465	.464	24	0.22	19	380 .950
15	Gage, Katie	13 8-0	1 0.08	0	5	.200	3	0.23	13	.231	0	0.00	1	7 .857
17	Hammerbacher, Kari	118 32-0	3 0.03	5	22	-.091	23	0.19	323	.071	29	0.25	26	395 .934
	SOUTHERN.....	119 32-32	1416 11.90	702	4253	.168	1302	10.94	3843	.339	120	1.01	115	2442 .953
	Opponents.....	119 32-32	1606 13.50	655	4311	.221	1458	12.25	3825	.381	123	1.03	155	2617 .941

##	Name	G	RECEP			DIG		BLOCKING				BHE	POINTS	Pts/Gm
			RE	TA	Pct	DIG	Dig/G	BS	BA	TotalB/Game	BE			
14	Feldman, Jeanna	113	32	642	.950	229	2.03	6	29	35 0.31	2	2	308.5	2.73
6	Hill, Ashley	96	22	505	.956	302	3.15	4	19	23 0.24	4	1	215.5	2.24
10	Russell, Ashlee	110	5	138	.964	128	1.16	6	42	48 0.44	8	5	246.0	2.24
13	Vavao-Huggins, Britta	105	3	20	.850	47	0.45	10	72	82 0.78	7	1	229.0	2.18
3	Williams, Stefanie	75	19	406	.953	162	2.16	1	13	14 0.19	4	1	136.5	1.82
5	Robeson, Kara	98	1	16	.938	38	0.39	5	31	36 0.37	3	3	174.5	1.78
16	Judge, Amelia	119	2	24	.917	59	0.50	6	76	82 0.69	8	2	231.0	1.94
9	Weller, Maria	31	0	4	1.000	11	0.35	2	7	9 0.29	1	2	44.5	1.44
12	Prewitt, Cassie	21	1	15	.933	8	0.38	0	1	1 0.05	0	0	10.5	0.50
2	Skei, Elin	105	0	1	1.000	140	1.33	3	9	12 0.11	1	33	55.5	0.53
1	Joles, Sarah	111	0	2	1.000	177	1.59	1	9	10 0.09	3	19	49.5	0.45
15	Gage, Katie	13	2	22	.909	7	0.54	0	0	0 0.00	0	1	1.0	0.08
17	Hammerbacher, Kari	118	18	632	.972	438	3.71	0	0	0 0.00	0	0	32.0	0.27
	TEAM		18											
	SOUTHERN...	119	123	2458	.950	1746	14.67	44	308	198.0 1.66	41	701734.0	14.57	
	Opponents.....	119	120	2318	.948	1841	15.47	60	334	227.0 1.91	66	571956.0	16.44	

2008 Lions Match Highs

ATTACK PERCENT (K-E-TA)			44 (4g)	Joles, Sarah vs Augustana (Aug 29, 2008)
.538 (15- 1-26)	Judge, Amelia vs Dallas Baptist (Sep 05, 2008)		43 (4g)	Skei, Elin vs Nebraska-Omaha (Oct 22, 2008)
.480 (13- 1-25)	Russell, Ashlee vs Rollins (Aug 29, 2008)		DIGS	
.458 (13- 2-24)	Robeson, Kara at Missouri Western (Nov 01, 2008)		33 (5g)	Hill, Ashley at Southwest Baptist (Oct 17, 2008)
KILLS (K-E-TA)			23 (5g)	Hill, Ashley at Missouri Western (Nov 01, 2008)
21 (21-10-52) 5g	Feldman, Jeanna vs Midwestern State (Sep 06, 2008)		22 (5g)	Hammerbacher, Kari at Southwest Baptist (Oct 17, 2008)
19 (19-11-53) 4g	Hill, Ashley vs Nebraska-Omaha (Oct 22, 2008)		ACES	
18 (18- 6-57) 5g	Williams, Stefanie vs Southwest Baptist (Nov 14, 2008)		5	Vavao-Huggins, Britta vs Rollins (Aug 29, 2008)
TOTAL ATTEMPTS (K-E-TA)			4	Feldman, Jeanna vs Abilene Christian (Oct 03, 2008)
57 (18- 6-57) 5g	Williams, Stefanie vs Southwest Baptist (Nov 14, 2008)		4	Hammerbacher, Kari vs Augustana (Aug 29, 2008)
53 (16- 6-53) 5g	Feldman, Jeanna vs Drury (Sep 06, 2008)		BLOCKS (BS-BA)	
53 (19-11-53) 4g	Hill, Ashley vs Nebraska-Omaha (Oct 22, 2008)		8 (0- 8)	Judge, Amelia at Missouri Western (Nov 01, 2008)
ASSISTS			7 (1- 6)	Vavao-Huggins, Britta vs Drury (Sep 06, 2008)
51 (5g)	Joles, Sarah at St. Mary's (Texas) (Aug 28, 2008)		6 (1- 5)	Robeson, Kara at Missouri Western (Nov 01, 2008)

2008 Award Winners

Lions Heart Award..... Kari Hammerbacher, L

Lionbacker Award
of Excellence Ashlee Russell, OH

All-MIAA		
Name	Team	Position
Ashlee Russell	HM	OH
Kari Hammerbacher	HM	L

MIAA Commissioner's Academic Honor Roll		
Name	Pos.	Major
Cherie Baugh	OH	Communication
Sarah Joles	S	Accounting
Kari Hammerbacher	L	Psychology
Katie Gage	OH	Biology
Jeanna Feldman	OH	Biology
Amber Heiskell	MH	Art
Ashley Hill	OH	Education
Amelia Judge	MB	Psychology
Stefanie Williams	OH	Education
Cassie Prewitt	OH	Education
Ashlee Russell	OH	Communications

2008 in Review

2008 Missouri Southern Volleyball Results (All matches)

Date	Opponent	Score	Score-by-game	Overall	Conf	Time	Attend
Aug 24, 2007	ANGELO STATE	W 3-0	30-16,30-20,30-24	1-0	0-0	1:20	120
Aug 28, 2008	at St. Mary's (Texas)	2-3 L	25-15,23-25,20-25,25-18,12-15	0-1	0-0	2:02	500
! Aug 29, 2008	vs Rollins	1-3 L	25-5,25-27,22-25,21-25	0-2	0-0	1:48	
! Aug 29, 2008	vs Augustana	1-3 L	25-19,25-27,20-25,17-25	0-3	0-0	1:32	
! Aug 30, 2008	vs Eastern New Mexico	W 3-1	27-25,22-25,30-28,25-18	1-3	0-0	1:40	
Sep 05, 2008	DALLAS BAPTIST	2-3 L	25-23,22-25,25-20,18-25,13-15	1-4	0-0	1:52	79
Sep 05, 2008	CENTRAL OKLAHOMA	W 3-0	25-18,25-11,25-18	2-4	0-0	00:59	267
Sep 06, 2008	MIDWESTERN STATE	2-3 L	19-25,25-20,17-25,25-21,10-15	2-5	0-0	1:50	127
Sep 06, 2008	DRURY	W 3-2	25-23,25-22,19-25,19-25,15-9	3-5	0-0	1:56	217
Sep 13, 2008	at Missouri S&T	W 3-0	25-17,25-17,25-19	4-5	0-0	1:15	250
* Sep 17, 2008	at Nebraska-Omaha	0-3 L	15-25,21-25,22-25	4-6	0-1	1:26	364
* Sep 19, 2008	#17 CENTRAL MISSOURI	1-3 L	14-25,19-25,25-22,13-25	4-7	0-2	1:30	195
* Sep 23, 2008	at Northwest Missouri	0-3 L	20-25,18-25,19-25	4-8	0-3	1:10	262
* Sep 26, 2008	#11 TRUMAN	0-3 L	21-25,20-25,15-25	4-9	0-4	1:13	179
* Sep 27, 2008	MISSOURI WESTERN	W 3-0	26-24,25-12,25-15	5-9	1-4	1:10	147
Oct 03, 2008	ABILENE CHRISTIAN	W 3-1	25-21,25-21,14-25,25-18	6-9	1-4	1:36	271
Oct 04, 2008	vs #3 West Texas A&M	0-3 L	12-25,13-25,13-25	6-10	1-4	0:57	
Oct 04, 2008	vs Angelo State	0-3 L	23-25,22-25,21-25	6-11	1-4	1:01	
* Oct 08, 2008	#8 WASHBURN	0-3 L	18-25,25-27,13-25	6-12	1-5	1:20	617
* Oct 10, 2008	at Fort Hays State	0-3 L	15-25,19-25,23-25	6-13	1-6	1:17	200
* Oct 11, 2008	at #11 Emporia State	0-3 L	9-25,20-25,11-25	6-14	1-7	0:59	294
* Oct 15, 2008	#15 PITTSBURG STATE	1-3 L	16-25,25-22,21-25,17-25	6-15	1-8	1:34	679
* Oct 17, 2008	at Southwest Baptist	2-3 L	25-17,20-25,26-24,18-25,8-15	6-16	1-9	2 hrs	511
* Oct 22, 2008	NEBRASKA-OMAHA	1-3 L	17-25,28-30,25-18,18-25	6-17	1-10	1:37	162
* Oct 24, 2008	at #13 Central Missouri	0-3 L	9-25,17-25,13-25	6-18	1-11	1:01	290
* Oct 29, 2008	NORTHWEST MISSOURI	W 3-0	25-23,25-14,25-16	7-18	2-11	1:06	173
* Oct 31, 2008	at #11 Truman	0-3 L	22-25,18-25,16-25	7-19	2-12	1:18	170
* Nov 01, 2008	at Missouri Western	W 3-2	22-25,21-25,25-14,25-23,15-11	8-19	3-12	1:59	83
* 11/04/2008	at #7 Washburn	0-3 L	11-25,21-25,11-25	8-20	3-13	1:09	310
* Nov 07, 2008	FORT HAYS STATE	W 3-1	25-20,22-25,25-12,25-23	9-20	4-13	1:39	215
* Nov 08, 2008	#5 EMPORIA STATE	0-3 L	20-25,15-25,18-25	9-21	4-14	1:07	193
* Nov 12, 2008	at #13 Pittsburg State	1-3 L	25-19,12-25,23-25,20-25	9-22	4-15	1:43	990
* Nov 14, 2008	SOUTHWEST BAPTIST	W 3-2	25-22,25-17,20-25,23-25,15-13	10-22	5-15	2:10	467

TEAM RECORD	W-L
Overall	10-22
Conference	5-15
Home	7-8
Away	2-10
Neutral	1-4
3 games	4-12
4 games	3-6
5 games	3-4

ATTEND	Dates	Total	Average
Total	32	8212	257
Home	15	3988	266
Away	12	4224	352
Neutral	5	0	0



Series Records

	Overall	Home	Away	Neutral
Current MIAA Opponents (since 1989)	W-L	W-L	W-L	W-L
Central Missouri State University; Warrensburg	1-41	0-14	0-16	1-11
Emporia (Kan.) State University	19-29	7-9	3-14	9-6
Fort Hays (Kan.) State University	13-12	7-1	2-3	4-8
Missouri Western State College; St. Joseph	23-39	9-7	7-13	7-19
Northwest Missouri State University; Maryville	25-19	11-8	4-7	11-3
University of Nebraska-Omaha	1-3	0-1	0-1	1-1
Pittsburg (Kan.) State University	49-18	20-6	16-1	13-1
Southwest Baptist University; Bolivar, Mo.	42-11	19-3	11-5	12-3
Truman State University; Kirksville	14-27	6-10	1-13	7-4
Washburn University; Topeka, Kan.	23-26	6-9	4-13	13-5
MIAA Totals	201-212	81-68	47-93	73-52
	.487	.544	.338	.581

All Other Opponents (since 1984 - Records are based upon on court results)

Abilene (Texas) Christian University	2-1	1-1	0-0	1-0
Adams State University; Alamosa, Colo.	1-1	0-0	0-0	1-1
Alabama-Huntsville, University of	2-1	1-0	0-0	1-1
Alaska-Anchorage, University of	1-0	0-0	0-0	1-0
Angelo State University; San Angelo, Texas	3-3	2-0	0-0	1-3
Arkansas-Little Rock, University of	0-2	0-0	0-0	0-2
Arkansas-Monticello	1-0	0-0	0-0	1-0
Arkansas Tech University; Russellville	9-6	6-3	1-1	2-2
Augustana College; Sioux Falls, S.D.	0-4	0-0	0-0	0-4
Avila College; Kansas City, Mo.	12-1	4-0	3-0	5-1
Baker University; Baldwin City, Kan.	5-0	0-0	0-0	5-0
Bellarmino College; Louisville, Ky.	2-0	0-0	0-0	2-0
Bemidji State University, Bemidji, Minn.	1-0	1-0	0-0	0-0
Benedictine College; Atchison, Kan.	2-1	0-0	0-0	2-1
Bethel College; St. Paul, Minn.	0-1	0-0	0-0	0-1
Briar Cliff College; Sioux City, Iowa	1-0	0-0	0-0	1-0
Brigham Young University-Hawaii; Laie	0-1	0-0	0-0	0-1
Cameron University; Lawton, Okla.	5-3	3-1	0-1	2-1
Central College; Pella, Iowa	1-0	0-0	0-0	1-0
Central Arkansas, University of; Conway	4-1	0-1	1-0	3-0
Central Methodist College; Fayette, Mo.	3-0	1-0	1-0	1-0
Central Oklahoma, University of; Edmond, Okla.	4-7	2-5	1-0	1-2
Christian Brothers University; Memphis, Tenn.	2-1	0-0	0-0	2-1
College of the Southwest; Hobbs, N.M.	1-0	0-0	0-0	1-0
Columbia (Mo.) College	3-3	2-0	0-1	1-2
Culver Stockton College; Canton, Mo.	1-0	1-0	0-0	0-0
Dallas Baptist University; Dallas, Texas	1-1	0-1	0-0	1-0
Doane College; Crete, Neb.	2-1	0-0	0-0	2-1
Drury University; Springfield, Mo.	35-18	19-7	13-9	3-2
Eastern New Mexico University; Portales	3-2	0-1	0-0	3-1
Elmhurst (Ill.) College	2-0	0-0	0-0	2-0
Evangel College; Springfield, Mo.	7-0	3-0	2-0	2-0
Florida Atlantic University; Boca Raton, Fla.	1-0	0-0	0-0	1-0
Florida Southern College; Lakeland	1-2	0-0	1-2	0-0
Fontbonne College; St. Louis, Mo.	1-0	0-0	0-0	1-0
Fort Lewis College; Durango, Colo.	1-0	0-0	0-0	1-0
Fort Valley State; Fort Valley, Ga.	1-0	0-0	0-0	1-0
Friends University; Wichita, Kan.	1-1	0-0	0-0	1-1
Gardner-Webb University; Boiling Springs, N.C.	1-0	0-0	0-0	1-0
Graceland College; Lamoni, Iowa	0-1	0-0	0-0	0-1
Harris-Stowe College; St. Louis, Mo.	3-0	2-0	1-0	0-0
Harding University; Searcy, Ark.	4-7	2-2	0-3	2-2
Hastings (Neb.) College	0-3	0-0	0-0	0-3
Henderson State University; Arkadelphia, Ark.	7-7	3-2	1-2	3-3
Idaho, University of; Moscow	0-2	0-2	0-0	0-0
John Brown University; Siloam Springs, Ark.	8-1	4-0	3-1	1-0
Lake Superior State Univ.; Sault Ste. Marie, Mich.	1-0	0-0	0-0	1-0
Lubbock Christian	1-0	0-0	0-0	1-0
Mary, University of	1-0	0-0	0-0	0-0
Mid-America Nazarene College; Olathe, Kan.	1-1	0-1	0-0	1-0
Midwestern State University; Wichita Falls, Texas	1-0	0-0	0-0	1-0
Minnesota-Duluth, University of	0-1	0-0	0-0	0-1
Mississippi College; Clinton	1-0	0-0	0-0	1-0
Missouri Baptist College; Creve Coeur	1-0	0-0	0-0	1-0
Missouri S&T, Rolla, Mo.	1-0	1-0	0-0	0-0
Missouri-Kansas City, University of	3-0	1-0	1-0	1-0
Missouri-St. Louis, University of	8-11	2-2	1-1	5-8
Missouri Valley College; Marshall	5-0	2-0	0-0	3-0

Montevallo (Ala.), University of	2-2	0-0	0-0	2-2
Morningside College; Sioux City, Iowa	1-1	0-0	0-0	1-1
Nebraska-Kearney University of	6-9	0-1	0-1	6-7
Nebraska-Omaha, University of	1-1	0-0	0-0	1-1
Nebraska Wesleyan College	0-1	0-0	0-0	0-1
New Haven (Conn.) University	0-1	0-0	0-0	0-1
North Alabama, University of; Florence	0-8	0-1	0-0	0-7
Northeastern Illinois University; Chicago	1-0	0-0	0-0	1-0
Northern Michigan, University of;	0-1	0-0	0-0	0-1
Northwood University	1-0	0-0	0-0	1-0
Oral Roberts University; Tulsa, Okla.	3-2	1-1	1-1	1-0
Ouachita Baptist University; Arkadelphia, Ark.	5-1	2-0	2-0	1-1
Ozark Christian College; Joplin, Mo.	4-0	3-0	1-0	0-0
Ozarks, College of the; Point Lookout, Mo.	14-1	5-1	4-0	5-0
Park College; Parkville, Mo.	5-0	4-0	1-0	0-0
Peru (Neb.) State University	2-2	0-0	0-0	2-2
Portland (Ore.) State University	0-1	0-0	0-0	0-1
Quincy (Ill.) University	2-1	1-0	0-0	1-1
Regis University; Denver, Colo.	0-2	0-0	0-0	0-2
Rockhurst University; Kansas City, Mo.	4-3	0-0	1-0	3-3
Rollins, Orlando, Fla.	0-1	0-0	0-0	0-1
St. Francis, College of; Joliet, Ill.	1-1	0-0	0-0	1-1
St. Mary, College of; Omaha, Neb.	2-0	1-0	0-0	1-0
St. Mary's; San Antonio, Texas	1-1	1-0	0-1	0-0
Southeast Missouri State University; Cape Girardeau	1-4	0-0	0-0	1-4
Southeastern Oklahoma State University, Durant	2-0	1-0	0-0	1-0
Southwestern Oklahoma State University, Weathford	1-0	0-0	1-0	0-0
Southern Arkansas University; Magnolia, Ark.	4-0	0-0	0-0	4-0
Southern Colorado, University of, Pueblo	1-0	0-0	0-0	1-0
Southern Illinois University-Edwardsville	0-4	0-2	0-1	0-1
Southern Indiana, University of;	0-1	0-0	0-0	0-1
Southern Nazarene University; Bethany, Okla.	3-1	3-1	0-0	0-0
Tarkio College; Kansas City, Mo.	4-0	1-0	0-0	3-0
Tarleton State University; Stephenville, Texas	0-1	0-0	0-0	0-1
Texas A&M University-Commerce	4-1	1-1	0-0	3-0
Texas A&M University-Kingsville	1-1	1-1	0-0	0-0
Texas-Permian Basin	1-0	0-0	0-0	1-0
Texas Lutheran University; Sequin	0-1	0-0	0-0	0-1
Texas Wesleyan University; Fort Worth	1-0	0-0	0-0	1-0
Texas Woman's University; Denton	5-4	2-0	3-3	0-1
Tulsa (Okla.), University of	6-4	4-2	2-2	0-0
Valdosta State University; Valdosta, Ga.	1-1	0-0	0-0	1-1
Wayne (Neb.) State University	7-3	1-1	2-0	4-2
West Alabama; Livingston, Ala.	2-0	0-0	0-0	2-0
West Florida; Pensacola, Fla.	1-1	1-0	0-0	0-1
West Georgia; Carrollton, Ga.	2-0	0-0	1-0	1-0
West Texas A&M University; Canyon	1-3	0-0	0-0	1-3
Westminster College; Fulton, Mo.	1-0	1-0	0-0	0-0
William Jewell College; Liberty, Mo.	3-0	0-0	2-0	1-0
William Woods College; Fulton, Mo.	8-1	3-0	0-0	5-1
Wisconsin-Milwaukee, University of	0-2	0-0	0-0	0-2
Non-Conference Totals	301-197	115-52	55-40	135-111
	.604	.689	.579	.549

MSSU Volleyball Coaching History

By Total Wins

COACH	W-L	PCT.	YRS.
Debbie Traywick	267-262	.505	1988-2003
Pat Lipira	265-90-11	.739	1981-87
Chris Willis	73-91	.445	2004-Pres.
Gerry Albins	58-37-2	.608	1975-77
CeCe Chamberlin	53-52-3	.505	1978-80

MSSU Volleyball Coaching History

By Winning Percentage

COACH	W-L	PCT.	YRS.
Pat Lipira	265-90-11	.739	1981-87
Gerry Albins	58-37-2	.608	1975-77
Debbie Traywick	267-262	.505	1988-2003
CeCe Chamberlin	53-52-3	.505	1978-80
Chris Willis	73-91	.445	2004-Pres.

Individual Records



Burkhart

Attack Attempts

3-Game: 58, Neely Burkhart vs. Missouri Western (10-4-95)
 4-Game: 65, Amy Little vs. Drury (10/16/02)
 5-Game: 80, Sarah Hoffmeister vs. Cameron (10-6-07)
 Season: 1,634, Missy Beveridge, 1991
 Career: 3,957, Neely Burkhart, 1993-96



Gockley

Attack Attempts Per Game (attempts/games)

Season: 12.22, Jackie Gallagher (1,479-121), 2004
 Career: 11.87, Jackie Gallagher (2,362-199), 2003-04

Kills

3-Game: 27, Stephanie Gockley vs. St. Francis (10-13-95)
 4-Game: 31, Neely Burkhart vs. Southern Arkansas (10-4-96)
 5-Game: 31, Stephanie Gockley vs. North Alabama (9-7-96)
 Season: 597, Missy Beveridge, 1991
 Career: 1,940, Stephanie Gockley, 1994-97



Mutert

Kills Per Game (kills/games)

Season: 4.63 (523-113), Stephanie Gockley, 1996
 Career: 4.49, (894-199), Jackie Gallagher, 2003-04

Hitting Percentage (kills-errors-attempts)

3-Game: .838 (10-0-12), Brittany Vavao-Huggins, vs. Nebraska-Omaha (10-22-08)
 4-Game: .800 (9-1-10), Jenny Easter vs. Washburn (9-21-96)
 5-Game: .737 (31-3-38), Stephanie Gockley vs. North Alabama (9-7-96)
 Season: .452 (523-89-960), Stephanie Gockley, 1996
 Career: .395 (1,940-388-3,934), Stephanie Gockley, 1994-97



Fausett



Harrell

Assists

3-Game: 55, Danielle Bishop vs. Pittsburg State (10-24-92)
 4-Game: 70, Amber Collins vs. Pittsburg State (9-15-99), Jenny Easter vs. Central Oklahoma (11-2-96) & Danielle Bishop vs. Missouri Western (10-29-92)
 5-Game: 73, Sarah Joles vs. Texas Women's (9-1-07)
 Season: 1,513, Jenny Easter, 1996
 Career: 4,628, Kym Mutert, 2000-03

Assists Per Game (assists/games)

Season: 13.40 (1,513-113), Jenny Easter, 1996
 Career: 10.79 (4,628-429), Kym Mutert, 2000-03

Digs

3-Game: 30, Michelle Dixon vs. Drury (10-2-93) & Megan Norman vs. Central Missouri (10-21-05)
 4-Game: 38, Kari Hammerbacher vs. Fort Hays (9-21-07)
 5-Game: 54, Kari Hammerbacher vs. Texas Women's (9-1-07)
 Season: 735, Megan Norman, 2006
 Career: 1,776, Neely Burkhart, 1993-96



Jackie Gallagher averaged 4.49 kills per game over her two-year career (2003-04).

Digs Per Game (digs/games)

Season: 5.98, Megan Norman,



Kym Mutert recorded a school record 4,628 assists in her career (2000-03).

2006

Career: 4.27 (1,348-316), Amy Little, 2001-03

Block Solos

3-Game: 7, Lori Fausett vs. Drury (10-2-93)
 4-Game: 9, Lori Fausett vs. Columbia College (10-18-90)
 5-Game: 13, Lori Fausett vs. Columbia College (10-18-90)
 Season: 121, Lori Fausett, 1993
 Career: 406, Lori Fausett, 1990-93

Block Assists

3-Game: 11, Rachel Miller vs. Valdosta State (9-2-00)
 4-Game: 10, Kristen Harris vs. Southern Arkansas (10-4-96)
 5-Game: 16, Katie Moore vs. Truman (10-1-99), Lori Fausett vs. Columbia College (10-18-90)
 Season: 102, Katie Moore, 1999
 Career: 265, Lindsey Mason, 2000-03

Total Blocks (solos-assists)

3-Game: 14 (3-11), Rachel Miller vs. Valdosta State (9-2-00)
 4-Game: 14 (7-7), Nico Cockrell & Lori Fausett, both vs. Central Oklahoma (9-14-91)
 5-Game: 29 (13-16), Lori Fausett vs. Columbia (10-18-90)
 Season: 202 (110-92), Nico Cockrell, 1991
 Career: 558 (311-247), Nico Cockrell, 1988-91

Individual Records

Blocks Per Game (blocks-games)

Season: 1.30 (202-118), Nico Cockrell, 1991
Career: 1.11 (591-532), Lori Fausett, 1990-93

Service Aces

3-Game: 9, Jenny Ford vs. Southeastern Oklahoma State (9/7/02)
4-Game: 7, Nico Cockrell vs. College of the Ozarks (9-12-90) & Erin Klaus vs. Missouri Western (9-28-05)
5-Game: 9, Becky Harrell vs. Missouri-St. Louis (10-22-93)
Season: 77, Nico Cockrell, 1989
Career: 251, Becky Harrell, 1991-94

Most Matches Played

Season: 43, Missy Beveridge, Nico Cockrell, Lori Fausett, & Becky Harrell, 1991
Career: 147, Becky Harrell, 1991-94

Most Games Played

Season: 160, Nico Cockrell, 1991
Career: 537, Becky Harrell, 1991-94

Team Records

Attack Attempts

3-Game: 197 vs. Drury (10/2/93)
4-Game: 228 vs. Emporia State (10/24/03)
5-Game: 271 vs. Texas Woman's (9/1/07)
Season: 5,445, 1991

Attack Attempts Per Game (attempts-games)

Season: 45.00 (4,860-108), 2003

Kills

3-Game: 64 vs. Fort Hays State (10/26/07)
4-Game: 84 vs. Pittsburg State (9/15/99)
5-Game: 83 vs. Truman (10/26/96); North Alabama (9/7/96); Missouri Western (11/1/95) & Arkansas Tech (9/10/02)
Season: 2,034, 1991

Kills Per Game (kills-games)

Season: 16.1 (1,819-113), 1996

Hitting Percentage (kills-errors-total attempts)

3-Game: .600 (20-2-30) vs. College of the Ozarks (10/2/91)
4-Game: .442 (81-8-165) vs. Southern Arkansas (10/4/96)
5-Game: .398 (83-19-161) vs. North Alabama (9/7/96)
Season: .324 (1,819-479-4,137), 1996

Assists

3-Game: 60 vs. Northwest Missouri State (11/16/96)
4-Game: 73 vs. Pittsburg State (9/15/99)
5-Game: 78 vs. Texas Women's (9/1/07)
Season: 1,718, 1991

Assists Per Game (assists-games)

Season: 14.3 (1,610-113), 1996

Digs

3-Game: 133 vs. Drury (10/2/93)

4-Game: 174 vs. Pittsburg State (10/19/90)
5-Game: 177 vs. Northwest Missouri State (11/11/94)
Season: 2,776, 1992

Digs Per Game (digs-games)

Season: 21.6 (2,439-113), 1996

Solo Blocks

3-Game: 13 vs. Southwest Baptist (9/27/94)
4-Game: 26 vs. Central Oklahoma (9/14/91)
5-Game: 31 vs. Columbia College (10/18/90)
Season: 342, 1991

Block Assists

3-Game: 24 vs. Southern Colorado (8/30/02)
4-Game: 30 vs. Southern Arkansas (10/4/96)
5-Game: 50 vs. Columbia College (10/18/90)
Season: 357, 2004

Total Blocks (solos-1/2 assists)

3-Game: 20 (8-24) vs. Valdosta State, 9-2-00
4-Game: 37 (26-22) vs. Central Oklahoma (9/14/91)
5-Game: 56 (31-50) vs. Columbia College (10/18/90)
Season: 516, 1991

Blocks Per Game (total blocks-games)

Season: 3.23 (516-160), 1991

Service Aces

3-Game: 17 vs. Southwest Kansas (9/15/89)
4-Game: 19 vs. Northwest Missouri State (11/11/89) & vs. Cameron (9/16/89)
5-Game: 18 vs. Washburn (9/23/89)
Season: 302, 1991

Service Aces Per Game (aces-games)

Season: 2.5 (291-118), 1989

Most Points Scored

3-Game: 94 (33-31, 30-23, 31-29) vs. Northwest Missouri (10-2-04)
4-Game: 121 (30-22, 31-33, 30-27, 30-22) vs. Washburn (10/19/01)
5-Game: 134 (29-31, 32-30, 30-27, 28-30, 15-12) vs. Truman (11/1/02)
Single Game: 33, six times, last vs. Northwest Missouri (33-31) (10-2-04)

Fewest Points Allowed

3-Game: 11 (15-7, 15-1, 15-3) vs. Missouri Western (10/12/96)
4-Game: 23 (15-3, 14-16, 15-4, 15-0) vs. Southern Arkansas (10/4/96)
5-Game: 50 (15-5, 13-15, 9-15, 15-4, 15-11) vs. Peru State (11/2/96)
Single Game: 0, several times, most recently vs. Southern Arkansas (10/4/96)

Miscellaneous

Best Record
Season: 42-6 (.875), 1984

Most Matches Won
Season: 47, 1986

Most Consecutive Matches Won: 13, 9/18/91 to 10/3/91

Most Consecutive Home Matches Won: 5, 9/7/95 to 9/9/95; 10/23/92 to 11/4/92; and 9/29/01 to 11/7/01

Most Matches Lost
Season: 25, 1989

Most Consecutive Matches Lost: 14, 9/16/89 to 10/20/89

Most Consecutive Winning Seasons: 6, 1991-1996

Single-Season Leaders

Games Played

- 160 - Nico Cockrell, 1991
- 159 - Missy Beveridge, 1991
- 158 - Lori Fausett & Becky Harrell, 1991
- 154 - Danielle Bishop, 1991
- 153 - Stacy Harter, 1991
- 144 - Sheri Haynes, 1991
- 136 - Shelly Hodges-Garr & Beth Greer, 1986
- 133 - Shelly Hodges-Garr & Beth Greer, 1987
- Becky Gettemeier, Jody Rule, & Lisa Cunningham, 1984

Matches Played

- 58 - Shelly Hodges-Garr, Jody Rule, & Kyla Tompkins, 1985
- 56 - Kyla Tompkins, Shelly Hodges-Garr, Bridget Misemer, & Beth Greer, 1986
- 54 - Shelly Hodges-Garr, Beth Greer, Karen Doak, & Gail Gilmore, 1987

Attack Attempts

- 1,634.....Missy Beveridge, 1991
- 1,479.....Jackie Gallagher, 2004
- 1,266.....Kyla Tompkins, 1986
- 1,257.....Shelly Hodges-Garr, 1986
- 1,236.....Sarah Hoffmeister, 2006
- 1,229.....Sheri Haynes, 1993
- 1,214.....Amy Little, 2003
- 1,178.....Sheri Haynes, 1992
- 1,176.....Shelly Hodges-Garr, 1987
- 1,161.....Neely Burkhart, 1995
- 1,146.....Kyla Tompkins, 1988

Kills

- 597.....Missy Beveridge, 1991
- 558.....Kyla Tompkins, 1986
- 551.....Jackie Gallagher, 2004
- 543.....Stephanie Gockley, 1995
- 537.....Shelly Hodges-Garr, 1986
- 523.....Stephanie Gockley, 1996
- 495.....Shelly Hodges-Garr, 1987
- 473.....Tessa Woods, 2006
- 471.....Neely Burkhart, 1996
- 453.....Stephanie Gockley, 1994

Hitting Percentage (K-E-TA)

- .452.....Stephanie Gockley (523-89-960), 1996
- .415.....Stephanie Gockley (543-102-1,064), 1995
- .364.....Tessa Woods (473-105-1012), 2006
- .357.....Stephanie Gockley (453-105-976), 1994
- .352.....Stephanie Gockley (421-92-934), 1997
- .349.....Lori Fausett (348-68-803), 1993
- .348.....Neely Burkhart (471-86-1,105), 1996
- .345.....Jenny Easter (124-14-319), 1995
- .341.....Tina Roberts (397-89-904), 1984
- .338.....Lori Fausett (273-62-624), 1992

Assists

- 1,513.....Jenny Easter, 1996
- 1,481.....Jenny Easter, 1995
- 1,414.....Jody Rule, 1985
- 1,386.....Beth Greer, 1987
- 1,379.....Beth Greer, 1986
- 1,358.....Danielle Bishop, 1991
- 1,342.....Denise Lancaster, 2004
- 1,328.....Sarah Joles, 2005
- 1,316.....Becky Harrell, 1993
- 1,289.....Kym Mutert, 2003

Digs

- 735.....Megan Norman, 2006
- 600.....Amy Barnicle, 2004
- 594.....Missy Beveridge, 1991
- 581.....Megan Norman, 2005
- 528.....Neely Burkhart, 1994
- 526.....Amy Little, 2003
- 509.....Kari Hammerbacher, 2007
- 495.....Sheri Haynes, 1993
- 485.....Tina Roberts, 1984
- 483.....Stephanie Gockley, 1996

Solo Blocks

- 121.....Lori Fausett, 1993
- 110.....Nico Cockrell, 1991
- 106.....Lori Fausett, 1991
- 99.....Nico Cockrell, 1990
- 85.....Nico Cockrell, 1989
- 85.....Nico Cockrell, 1988
- 80.....Stephanie Gockley, 1994
- 79.....Bridget Misemer, 1988
- 78.....Lori Fausett, 1990
- 76.....Shelly Hodges Garr, 1985

Block Assists

- 115.....Ashley Mehrer, 2006
- 111.....Ashley Wright, 2006
- 106.....Tessa Woods, 2006
- 102.....Katie Moore, 1999
- 99.....Ashley Mehrer, 2004
- 92.....Nico Cockrell, 1991
- 91.....Ashley Mehrer, 2005
- 85.....Stephanie Gockley, 1996
- 85.....Lori Fausett, 1991
- 84.....Ashley Wright, 2005
- 84.....Lindsey Mason, 2003
- 84.....Kristen Harris, 1996

Total Blocks (solos-assists)

- 202.....Nico Cockrell (110-92), 1991
- 191.....Lori Fausett (106-85), 1991
- 153.....Ashley Mehrer (38-115), 2006
- 151.....Lori Fausett (121-30), 1993
- 149.....Becky Gettemeier (72-77), 1984
- 133.....Stephanie Gockley (49-85), 1996
- 133.....Ashley Wright, (22-111), 2006
- 131.....Ashley Mehrer (32-99), 2004
- 129.....Kristen Harris (45-84), 1996
- 128.....Nico Cockrell (99-29), 1990

Service Aces

- 77.....Nico Cockrell, 1989
- 71.....Neely Burkhart, 1994
- 64.....Becky Harrell, 1991
- 58.....Becky Harrell, 1994
- 58.....Shelly Hodges-Garr, 1984
- 57.....Misty Beveridge, 1989
- 54.....Beth Greer, 1986
- 54.....Danielle Bishop, 1992
- 53.....Neely Burkhart, 1996
- 51.....Becky Harrell, 1993

Career Leaders

Games Played (since 1989)

- 537.....Becky Harrell, 1991-94
- 532.....Lori Fausett, 1990-93
- 527.....Nico Cockrell, 1989-91
- 526.....Danielle Bishop, 1989-91
- 523.....Missy Beveridge, 1988-91
- 513.....Sheri Haynes, 1990-93
- 462.....Stephanie Gockley, 1994-97
- 454.....Jenny Easter, 1993-96
- 450.....Meredith Hyde, 1996-99
- 445.....Neely Burkhart, 1993-96

Matches Played (since 1985)

- 212.....Kyla Tompkins, 1985-88
- 190.....Karen Doak, 1986-89
- 168.....Shelly Hodges-Garr, 1985-87
- 165.....Katy Greer, 1984-87
- 159.....Nico Cockrell, 1989-91
- 158.....Missy Beveridge, 1989-91
- 158.....Marian Hatten, 1987-90
- 156.....Bridget Misemer, 1986-88
- 147.....Becky Harrell, 1991-94
- 146.....Lori Fausett, 1990-93

Hitting Percentage (K-E-TA)

- .395.....Stephanie Gockley (1,940-388-3,934), 1994-97
- .319.....Katie Moore (496-145-1,099), 1998-99
- .311.....Lori Fausett (1,070-278-2,547), 1990-93
- .268.....Neely Burkhart (1,421-361-3,957), 1993-96
- .254.....Sheri Haynes (1,405-41-3,880), 1990-93
- .250.....Shelly Hodges-Garr (1,734-655-4,310), 1985-87
- .248.....Tina Cox (493-154-1,368), 1984-85
- .247.....Kristen Harris (758-253-2,045), 1994-97
- .243.....Lindsey Mason (794-315-1,972), 2000-03
- .240.....Michelle Dixon (926-330-2,484), 1990-93

Attack Attempts

- 4,430.....Kyla Tompkins, 1985-88
- 4,310.....Shelly Hodges-Garr, 1984-87
- 3,957.....Neely Burkhart, 1993-96
- 3,948.....Missy Beveridge, 1988-91
- 3,934.....Stephanie Gockley, 1994-97
- 3,880.....Sheri Haynes, 1990-93
- 3,299.....Amy Little, 2000-03
- 3,082 Sarah Hoffmeister, 2004-present
- 2,944.....Meredith Hyde, 1996-99
- 2,547.....Lori Fausett, 1990-93
- 2,498.....Nico Cockrell, 1988-91

Kills

- 1,940.....Stephanie Gockley, 1994-97
- 1,735.....Kyla Tompkins, 1985-88
- 1,734.....Shelly Hodges-Garr, 1985-87
- 1,421.....Neely Burkhart, 1993-96
- 1,405.....Sheri Haynes, 1990-93
- 1,397.....Missy Beveridge, 1988-91
- 1,242.....Sarah Hoffmeister, 04-07
- 1,070.....Lori Fausett, 1990-93
- 1,038.....Amy Little, 2000-03
- 979.....Meredith Hyde, 1996-99

Assists

- 4,628.....Kym Mutert, 2000-03
- 4,219.....Sarah Joles, 05-08
- 3,677.....Danielle Bishop, 1989-92
- 4,219.....Sarah Joles, 05-08
- 3,020.....Jenny Easter, 1993-96
- 2,928.....Amber Collins, 1997-2000
- 2,765.....Beth Greer, 1986-87
- 2,682.....Becky Harrell, 1991-94
- 2,025.....Jody Rule, 1984-85

Digs

- 1,776.....Neely Burkhart, 1993-96
- 1,588.....Sarah Hoffmeister, 04-07
- 1,517.....Stephanie Gockley, 1994-97
- 1,372.....Sheri Haynes, 1990-93
- 1,355.....Missy Beveridge, 1989-91
- 1,348.....Amy Little, 2000-03
- 1,316.....Megan Norman, 2005-06
- 1,201.....Michelle Dixon, 1990-93
- 1,198.....Jenny Easter, 1993-96
- 1,132.....Jessie Puszewski, 2001-03
- 1,114.....Meredith Hyde, 1996-99

Solo Blocks

- 379.....Nico Cockrell, 1988-91
- 329.....Lori Fausett, 1990-93
- 219.....Stephanie Gockley, 1994-97
- 188.....Shelly Hodges-Garr, 1985-87
- 150.....Bridget Misemer, 1986-88
- 144.....Kristen Harris, 1994-97
- 108.....Sheri Haynes, 1990-93
- 105.....Michelle Dixon, 1990-93
- 94.....Paige Maycock, 1993-96
- 70.....Lindsey Mason, 2000-03

Block Assists

- 308.....Ashley Mehrer, 2003-06
- 265.....Lindsey Mason, 2000-03
- 211.....Stephanie Gockley, 1994-97
- 196.....Rachel Miller, 1998-00
- 192.....Ashley Mehrer, 2003-Pres.
- 192.....Kristen Harris, 1994-97
- 179.....Nico Cockrell, 1988-91
- 170.....Jenny Ford, 2000-03
- 169.....Jessie Puszewski, 2001-03
- 165.....Katie Moore, 1998-99

Total Blocks (solos-assists)

- 558.....Nico Cockrell (379-179), 1988-91
- 485.....Lori Fausett (329-156), 1990-93
- 429.....Stephanie Gockley (219-211), 1994-97
- 393.....Ashley Mehrer (86-308), 2003-06
- 366.....Shelly Hodges-Garr (188-140), 1985-87
- 336.....Kristen Harris (144-192), 1994-97
- 335.....Lindsey Mason (70-265), 2000-03
- 240.....Ashley Mehrer (48-192), 2003-Pres.
- 234.....Bridget Misemer (150-84), 1986-88
- 231.....Rachel Miller (35-196), 1998-00

Service Aces

- 251.....Becky Harrell, 1991-94
- 211.....Neely Burkhart, 1993-96
- 189.....Missy Beveridge, 1988-91
- 179.....Danielle Bishop, 1989-92
- 175.....Sheri Haynes, 1990-93
- 167.....Shelly Hodges-Garr, 1985-87
- 154.....Amber Collins, 1997-2000
- 150.....Nico Cockrell, 1988-91
- 120.....Jenny Easter, 1993-96
- 101.....Beth Greer, 1986-87

Annual Leaders

Games Played

2008	119, Amelia Judge
2007	121, Sarah Hoffmeister
2006	130, Tessa Woods, Ashley Mehrer, Ashley Wright, Cherie Baugh
2005	123, Ashley Mehrer, Sarah Joles, Ashley Wright, Amy Barnicle
2004	121, Jackie Gallagher, Ashley Mehrer, Sara Jaynes, Amy Barnicle, Ashley Wright
2003	108, Kym Mutert, Jenny Ford
2002	103, Kym Mutert, Jenny Ford, Jessie Puzewski
2001	112, Kym Mutert, Lindsey Mason, Jessie Puzewski
2000	106, Kym Mutert, Amber Collins
1999	102, Meredith Hyde, Heather Olson
1998	96, Erin Fielding, Brianna Abel, Amber Collins, Heather Olson
1997	103, Stephanie Gockley, Kristen Harris
1996	113, Neely Burkhardt, Jenny Easter, Stephanie Gockley, Kristen Harris
1995	123, Jenny Easter
1994	127, Neely Burkhardt, Jenny Easter, Stephanie Gockley, Becky Harrell
1993	120, Michelle Dixon, Lori Fausett, Becky Harrell, Stacy Hater, Sheri Haynes
1992	132, Danielle Bishop, Lori Fausett, Becky Harrell, Sheri Haynes
1991	160, Nico Cockrell
1990	122, Missy Beveridge, Danielle Bishop, Nico Cockrell, Lori Fausett, Marian Hatten
1989	118, Danielle Bishop, Karen Doak, Marian Hatten, Cheryl Doak, Gina Carman, Nico Cockrell
1988	Not Available
1987	133, Shelly Hodges-Garr, Beth Greer
1986	136, Shelly Hodges-Garr, Beth Greer
1985	Not Available
1984	133, Becky Gettemeier, Jody Rule, Lisa Cunningham

Matches Played (since 1985)

2008	32, Jeanna Feldmann, Amelia Judge, Kari Hammerbacher, Elin Skei
2007	32, Sarah Hoffmeister, Ashlee Russell, Ashley Wright, Jeanna Feldman
2006	35, Tessa Woods, Ashley Mehrer, Sarah Hoffmeister, Ashley Wright, Cherie Baugh
2005	33, Ashley Mehrer, Sarah Joles, Ashley Wright, Amy Barnicle, Megan Norman
2004	32, Jackie Gallagher, Ashley Mehrer, Sara Jaynes, Amy Barnicle, Ashley Wright
2003	30, Amy Little, Lindsey Mason, Kym Mutert, Jenny Ford, Jessica Brown
2002	28, Kym Mutert, Jessie Puzewski, Jenny Ford, Sara Jaynes
2001	30, Kym Mutert, Amy Little, Lindsey Mason, Katie Pickup, Chrissy Schulz, Jessie Puzewski
2000	29, Kym Mutert, Amber Collins
1999	39, Katie Moore, Amber Collins, Chrissy Schulz, Meredith Hyde, Rachel Miller, Heather Olson, Shannon Rocke
1998	27, Erin Fielding, Katie Moore, Brianna Abel, Amber Collins, Heather Olson
1997	27, Stephanie Gockley, Kristen Harris, Sara Winkler
1996	31, Neely Burkhardt, Jenny Easter, Stephanie Gockley, Kristen Harris, Paige Maycock
1995	34, Neely Burkhardt, Jenny Easter, Kristen Harris, Brandy Vanderman
1994	34, Neely Burkhardt, Jenny Easter, Stephanie Gockley, Becky Harrell
1993	33, Michelle Dixon, Lori Fausett, Becky Harrell, Stacy Harter, Sheri Haynes
1992	37, Danielle Bishop, Michelle Dixon, Lori Fausett, Becky Harrell, Stacy Harter, Sheri Haynes
1991	43, Missy Beveridge, Nico Cockrell, Lori Fausett, Becky Harrell

1990	33, Missy Beveridge, Danielle Bishop, Nico Cockrell, Lori Fausett, Marian Hatten, Sheri Haynes
1989	34, Danielle Bishop, Karen Doak, Marian Hatten, Fatima Montgomery, Cheryl Doak, Gina Carmen, Nico Cockrell
1988	49, Kyla Tompkins, Bridget Misener, Nico Cockrell, Gail Gilmore, Missy Beveridge
1987	54, Shelly Hodges Garr, Beth Greer, Karen Doak, Gail Gilmore
1986	56, Kyla Tompkins, Shelly Hodges-Garr, Bridget Misemer, ..Beth Greer
1985	58, Shelly Hodges-Garr, Jody Rule, Kyla Tompkins

Attack Attempts

Year.....Player.....No.	
2008.....Jeanna Feldmann.....	870
2007.....Sarah Hoffmeister.....	1,320
2006.....Sarah Hoffmeister.....	1,236
2005.....Sarah Hoffmeister.....	1,283
2004.....Jackie Gallagher.....	1,479
2003.....Amy Little.....	1,214
2002.....Amy Little.....	1,145
2001.....Katie Pickup.....	980
2000.....Stephanie Bunger.....	855
1999.....Meredith Hyde.....	1,014
1998.....Meredith Hyde.....	926
1997.....Stephanie Gockley.....	934
1996.....Neely Burkhardt.....	1,105
1995.....Neely Burkhardt.....	1,161
1994.....Neely Burkhardt.....	1,077
1993.....Sheri Haynes.....	1,229
1992.....Sheri Haynes.....	1,178
1991.....Missy Beveridge.....	1,634
1990.....Missy Beveridge.....	1,097
1989.....Missy Beveridge.....	768
1988.....Kyla Tompkins.....	1,146
1987.....Shelly Hodges-Garr.....	1,176
1986.....Kyla Tompkins.....	1,266
1985.....Shelly Hodges-Garr.....	1,145
1984.....Tina Roberts.....	904

Kills

Year.....Player.....No.	
2008.....Jeanna Feldman.....	271
2007.....Sarah Hoffmeister.....	449
2006.....Tessa Woods.....	473
2005.....Ashley Mehrer.....	370
2004.....Jackie Gallagher.....	551
2003.....Amy Little.....	368
2002.....Amy Little.....	356
2001.....Katie Pickup.....	343
2000.....Stephanie Bunger.....	296
1999.....Meredith Hyde.....	346
1998.....Meredith Hyde.....	285
1997.....Stephanie Gockley.....	421
1996.....Stephanie Gockley.....	523
1995.....Stephanie Gockley.....	543
1994.....Stephanie Gockley.....	453
1993.....Sheri Haynes.....	427
1992.....Sheri Haynes.....	451
1991.....Missy Beveridge.....	597
1990.....Missy Beveridge.....	412
1989.....Missy Beveridge.....	273
1988.....Kyla Tompkins.....	420
1987.....Shelly Hodges-Garr.....	495
1986.....Kyla Tompkins.....	558
1985.....Shelly Hodges-Garr.....	445
1984.....Tina Roberts.....	397

Hitting Percentage

Year.....Player.....Avg.	
2008.....Kara Robeson.....	256
2007.....Ashley Wright.....	279
2006.....Tessa Woods.....	364
2005.....Ashley Mehrer.....	307
2004.....Ashley Mehrer.....	285
2003.....Lindsey Mason.....	291
2002.....Lindsey Mason.....	245
2001.....Chrissy Schulz.....	262
2000.....Valerie Tomlin.....	250
1999.....Katie More.....	311
1998.....Katie Moore.....	329
1997.....Stephanie Gockley.....	352
1996.....Stephanie Gockley.....	452
1995.....Stephanie Gockley.....	415
1994.....Stephanie Gockley.....	357

1993.....Lori Fausett.....	349
1992.....Lori Fausett.....	338
1991.....Lori Fausett.....	319
1990.....Lori Fausett.....	203
1989.....Maria Hatten.....	214
1988.....Kyla Tompkins.....	179
1987.....Beth Greer.....	277
1986.....Shelly Hodges-Garr.....	301
1985.....Dena Cox.....	301
1984.....Tina Roberts.....	341

Assists

Year.....Player.....No.	
2008.....Sarah Joles.....	680
2007.....Sarah Joles.....	1,067
2006.....Sarah Joles.....	1,144
2005.....Sarah Joles.....	1,328
2004.....Denise Lancaster.....	1,342
2003.....Kym Mutert.....	1,289
2002.....Kym Mutert.....	1,092
2001.....Kym Mutert.....	1,242
2000.....Kym Mutert.....	1,005
1999.....Amber Collins.....	975
1998.....Amber Collins.....	977
1997.....Amber Collins.....	889
1996.....Jenny Easter.....	1,513
1995.....Jenny Easter.....	1,481
1994.....Becky Harrell.....	1,288
1993.....Becky Harrell.....	1,316
1992.....Danielle Bishop.....	1,271
1991.....Danielle Bishop.....	1,358
1990.....Danielle Bishop.....	998
1989.....Cheryl Doak.....	430
1988.....Missy Beveridge.....	928
1987.....Beth Greer.....	1,386
1986.....Beth Greer.....	1,379
1985.....Jody Rule.....	1,414
1984.....Jody Rule.....	611

Digs

Year.....Player.....No.	
2008.....Kari Hammerbacher.....	438
2007.....Kari Hammerbacher.....	509
2006.....Megan Norman.....	735
2005.....Megan Norman.....	581
2004.....Amy Barnicle.....	600
2003.....Amy Little.....	526
2002.....Amy Little.....	427
2001.....Jessie Puzewski.....	410
2000.....Amber Collins.....	299
1999.....Meredith Hyde.....	352
1998.....Meredith Hyde.....	296
1997.....Stephanie Gockley.....	403
1996.....Stephanie Gockley.....	483
1995.....Neely Burkhardt.....	441
1994.....Neely Burkhardt.....	528
1993.....Sheri Haynes.....	495
1992.....Sheri Haynes.....	116
1991.....Missy Beveridge.....	594
1990.....Missy Beveridge.....	381
1989.....Karen Doak.....	268
1988.....Karen Doak.....	359
1987.....Beth Greer.....	302
1986.....Shelly Hodges-Garr.....	207
1985.....Dena Cox.....	276
1984.....Tina Roberts.....	485

Solo Blocks

Year.....Player.....No.	
2008.....Brittany Vavao-Huggins.....	10
2007.....Ashley Wright.....	17
2006.....Ashley Mehrer.....	38
2005.....Ashley Mehrer.....	16
2004.....Ashley Mehrer.....	32
2003.....Jenny Ford.....	12
2002.....Jenny Ford.....	18
2001.....Chrissy Schulz.....	28
2000.....Rachel Miller.....	22
1999.....Meredith Hyde.....	22
1998.....Katie Moore.....	27
1997.....Kristen Harris.....	30
1996.....Stephanie Gockley.....	49
1995.....Stephanie Gockley.....	73
1994.....Stephanie Gockley.....	80
1993.....Lori Fausett.....	121
1992.....Lori Fausett.....	24
1991.....Nico Cockrell.....	110
1990.....Nico Cockrell.....	99
1989.....Nico Cockrell.....	85
1988.....Nico Cockrell.....	85
1987.....Shelly Hodges-Garr.....	42

1986.....Shelly Hodges-Garr.....	70
1985.....Shelly Hodges-Garr.....	76
1984.....Becky Gettemeier.....	72

Block Assists

Year.....Player.....No.	
2008.....Amelia Judge.....	76
2007.....Ashley Wright.....	81
2006.....Ashley Mehrer.....	115
2005.....Ashley Mehrer.....	91
2004.....Ashley Mehrer.....	99
2003.....Lindsey Mason.....	84
2002.....Jenny Ford.....	75
2001.....Lindsey Mason.....	82
2000.....Rachel Miller.....	74
1999.....Katie More.....	102
1998.....Brianna Abel.....	76
1997.....Kristen Harris.....	77
1996.....Stephanie Gockley.....	85
1995.....Stephanie Gockley.....	36
1994.....Stephanie Gockley.....	29
1993.....Lori Fausett.....	30
1992.....Lori Fausett.....	13
1991.....Nico Cockrell.....	92
1990.....Nico Cockrell.....	29
1989.....Nico Cockrell.....	27
1988.....Nico Cockrell.....	31
1987.....Shelly Hodges-Garr.....	51
1986.....Kyla Tompkins.....	19
1985.....Shelly Hodges-Garr.....	34
1984.....Becky Gettemeier.....	77

Total Blocks (solos-assists)

Year.....Player.....No.	
2008.....Amelia Judge.....	82 (6-72)
2007.....Ashley Wright.....	98 (17-81)
2006.....Ashley Mehrer.....	153 (38 -115)
2005.....Ashley Mehrer.....	107 (16-91)
2004.....Ashley Mehrer.....	131 (32-99)
2003.....Lindsey Mason.....	95 (11-84)
2002.....Jenny Ford.....	93 (18-75)
2001.....Lindsey Mason.....	108 (26-82)
.....Chrissy Schulz.....	108 (28-80)
2000.....Rachel Miller.....	96 (22-74)
1999.....Katie Moore.....	122 (20-102)
1998.....Brianna Abel.....	95 (19-76)
1997.....Kristen Harris.....	107(30-77)
1996.....Stephanie Gockley.....	133 (49-85)
1995.....Stephanie Gockley.....	109 (73-36)
1994.....Stephanie Gockley.....	109 (80-29)
1993.....Lori Fausett.....	151 (121-30)
1992.....Lori Fausett.....	37 (24-13)
1991.....Nico Cockrell.....	202 (110-92)
1990.....Nico Cockrell.....	128 (99-29)
1989.....Nico Cockrell.....	112 (85-27)
1988.....Nico Cockrell.....	116 (85-31)
1987.....Shelly Hodges-Garr.....	93 (42-51)
1986.....Shelly Hodges-Garr.....	82 (70-12)
1985.....Shelly Hodges-Garr.....	110 (76-34)
1984.....Becky Gettemeier.....	149 (72-77)

Service Aces

Year.....Player.....No.	
2008.....Kari Hammerbacher.....	29
2007.....Sarah Joles.....	39
2006.....Sarah Joles.....	50
2005.....Sarah Joles.....	44
2004.....Jackie Gallagher.....	40
2003.....Kym Mutert.....	29
2002.....Amy Little.....	31
2001.....Katie Pickup.....	46
2000.....Amber Collins.....	42
1999.....Meredith Hyde.....	37
1998.....Amber Collins.....	48
1997.....Kristen Harris.....	35
1996.....Neely Burkhardt.....	53
1995.....Lynn Dee Harrelson.....	32
1994.....Neely Burkhardt.....	71
1993.....Becky Harrell.....	51
1992.....Sheri Haynes.....	19
1991.....Becky Harrell.....	64
1990.....Sheri Haynes.....	46
1989.....Nico Cockrell.....	77
1988.....Kyla Tompkins.....	47
1987.....Beth Greer.....	54
1986.....Beth Greer.....	50
1985.....Shelly Hodges-Garr.....	40
1984.....Shelly Hodges-Garr.....	58

Year-By-Year Results



Gerry Albins
1975-77
58-37-2 (.608)

1975 * Head Coach: Gerry Albins * 10-7

S. 24 Pittsburg State (A).....	L 10-15, 5-15
S. 27 Cotley College (A).....	L 6-15, 17-15, 8-15
S. 29 Drury (A) +	W 15-10, 15-7
O. 1 Crowder (H).....	W 15-8, 15-6
O. 4 Drury (N).....	W 15-9, 15-10
O. 4 Evangel (A).....	W 15-9, 15-7
O. 4 Mineral Area CC (N).....	L 8-15, 13-15
O. 6 Southwest Baptist (A) +	L 7-15, 10-14
O. 16 College of the Ozarks (H) +	W 15-9, 15-8
O. 21 Southwest Baptist (H) +	L 8-15, 2-15
O. 23 Crowder (A).....	W 15-7, 15-2
O. 25 Cotley (H).....	W 15-5, 15-4
O. 27 Pittsburg State (H).....	W 15-9, 14-7
O. 28 Drury (H) +	won by forfeit
O. 30 College of the Ozarks (A) +	W 15-8, 15-13
O. 30 Ambassador (N).....	10-13, 9-15
N. 1 Evangel (H) +	L 15-2, 14-16, 12-14
+ - NAIA District 16 Match (4-3)	

1976 * Head Coach: Gerry Albins * 23-14-1

S. 24 Longview CC (N).....	W 15-8, 15-11
S. 24 Crowder (A).....	W 15-3, 15-4
O. 2 Kearney State *.....	L 1-15, 17-15, 6-15
O. 2 Washburn *.....	L 8-15, 10-12
O. 2 Emporia State *.....	L 10-15, 10-15
O. 5 Evangel (H) +	W 17-15, 15-10
O. 5 John Brown (H).....	W 15-10, 13-15, 15-6
O. 7 Pittsburg State *.....	W 11-9, 14-5
O. 7 Fort Hays State *.....	L 15-7, 13-15, 7-15
O. 7 Kearney State *.....	L 9-15, 6-15
O. 12 Drury (H) +	W 15-1, 15-3
O. 12 Crowder (H).....	W 15-4, 15-2
O. 14 College of the Ozarks (A) +	L 8-15, 15-5, 2-15
O. 16 Washburn (N) *.....	W 6-14, 15-12, 15-4
O. 16 Pittsburg State (N) *.....	L 11-15, 15-5, 13-15
O. 16 Wayne State (N) *.....	L 3-15, 10-15
O. 17 Missouri Western (H) *.....	L 13-15, 13-15
O. 18 Southwest Baptist (H) +	W 15-10, 15-10
O. 18 Missouri Western (H) *.....	L 4-15, 15-13, 10-15
O. 20 Evangel (A) +	W 15-11, 15-6
O. 20 Southwest Missouri State-C (N).....	W 15-6, 15-7
O. 26 Southwest Baptist (A) +	W 16-14, 15-7
O. 26 College of the Ozarks (N) +	W 15-6, 15-8
O. 28 Oral Roberts (A).....	L 13-15, 15-9, 12-15
O. 28 Tulsa (N).....	L 10-15, 1-15
O. 28 Oklahoma Baptist (N).....	W 15-8, 15-5
O. 30 Emporia State (H) *.....	W 15-9, 12-10
O. 30 Fort Hays State (H) *.....	W 15-5, 15-7
O. 30 Wayne State (H) *.....	W 11-13, 14-10, 15-12
N. 2 Oral Roberts (H).....	W 15-7, 15-10
N. 2 Cotley (H).....	W 15-3, 15-3
N. 5 William Woods (N) m.....	T 15-11, 8-15
N. 5 Tarkio (N) m.....	W 15-8, 15-12
N. 6 College of the Ozarks (N) m.....	W 15-10, 15-7
N. 6 Missouri-Rolla (A) m.....	W 15-10, 15-4
N. 6 Stephens (N) m.....	L 12-15, 9-15
N. 6 Missouri Western (N) m.....	L 14-16, 2-15
N. 6 Stephens (N) m.....	L 13-15, 13-15
+ - NAIA District 16 Match (6-1), * - CSIC Match (6-8), m - MAIAW Tournament (Rolla, Mo.) (3-3-1, 4th/7 Teams)	

1977 * Head Coach: Gerry Albins * 25-16-1

S. 14 Drury +	W 15-9, 15-2, 15-4
S. 21 Drury +	W 15-0, 15-1, 15-11
S. 23 Missouri-Kansas City (N).....	W 15-3, 15-11
S. 23 Emporia State (N).....	T 8-15, 15-9
S. 23 Graceland (N).....	L 3-15, 12-15
S. 24 Kansas State (A).....	L 5-15, 7-15
S. 24 Northern Iowa.....	L 11-15, 11-13
S. 28 John Brown.....	W 15-4, 15-6, 15-0
S. 28 Evangel +	W 15-5, 15-7, 15-3
O. 1 Pittsburg State *.....	W 16-14, 15-4
O. 1 Wayne State *.....	W 15-6, 15-7
O. 1 Washburn *.....	W 15-13, 14-16, 15-4

O. 3 Southwest Baptist +	W 15-4, 15-7, 15-6
O. 6 Missouri Western *.....	L 10-15, 6-15
O. 8 Kearney State *.....	L 12-15, 15-10, 5-15
O. 8 Emporia State *.....	L 14-16, 15-3, 9-15
O. 8 Washburn *.....	W 15-6, 5-15, 15-6
O. 11 Arkansas.....	W 15-2, 15-10, 12-15, 15-1
O. 11 John Brown.....	W 15-1, 15-2, 15-5
O. 14 College of the Ozarks +	W 15-8, 13-15, 15-13, 15-7
O. 14 Cotley.....	W 15-3, 15-5, 15-5
O. 15 Pittsburg State *.....	W 15-9, 19-17
O. 15 Fort Hays State *.....	W 15-3, 15-11
O. 15 Kearney State *.....	L 9-15, 13-15
O. 17 Southwest Baptist +	W 15-8, 15-8, 15-17, 15-1
O. 22 Evangel +	W 15-12, 15-11, 15-4
O. 22 William Jewell.....	L 10-15, 3-15
O. 22 Southwest Missouri State-B.....	W 15-4, 15-6
O. 25 College of the Ozarks +	L 12-15, 15-7, 15-10, 5-15, 13-15
O. 28 Missouri Western *.....	L 11-15, 4-15
O. 28 Emporia State *.....	L 15-11, 6-15, 6-15
O. 28 Wayne State *.....	W 15-5, 15-13
O. 28 Fort Hays State *.....	W 15-7, 15-9
N. 1 Oral Roberts.....	L 15-11, 12-15, 2-15
N. 1 Tulsa.....	L 15-12, 112-15, 7-15
N. 1 Oklahoma State.....	L 15-9, 16-14
N. 4 William Jewell (N) m.....	W 15-10, 15-9
N. 4 William Woods (N) m.....	L 9-15, 8-15
N. 4 Southwest Baptist (A) m.....	W 15-6, 15-9
N. 5 Columbia (N) m.....	W 15-5, 15-6
N. 5 Missouri Western (A) m.....	L 7-15, 7-15, 7-15
N. 5 College of the Ozarks (N) m.....	L 7-15, 6-15, 15-8, 0-15
+ - NAIA District 16 Match (7-1), * - CSIC Match (8-6), m - MAIAW Tournament (Bolivar, Mo.) (3-3, 4th)	



CeCe Chamberlin
1978-80
53-52-3 (.505)

1978 * Head Coach: CeCe Chamberlin * 16-17-3

S. 22 Northwest Missouri State.....	W 15-12, 15-11
S. 22 Missouri Western.....	T 13-9, 2-15
S. 23 Kansas State.....	T 15-8, 8-15
S. 23 Iowa State.....	L 8-15, 13-15
S. 23 Northern Colorado.....	L 5-15, 16-18
S. 23 Colorado State.....	T 1-15, 15-8
S. 23 Emporia State.....	L 6-15, 9-14
S. 27 Evangel +	L 17-19, 15-13, 8-15, 13-15
S. 28 John Brown.....	W 15-7, 15-5, 15-3
S. 30 William Jewell.....	W 15-9, 15-5
S. 30 Coffeyville CC.....	W 15-9, 15-11
S. 30 Drury +	W 15-1, 15-11, 15-13
O. 2 Southwest Baptist +	W 15-13, 15-10, 15-8
O. 5 College of the Ozarks +	L 15-6, 11-15, 2-15, 8-15
O. 6 Northeast Oklahoma.....	W 15-6, 15-10, 15-3
O. 6 Pittsburg State *.....	W 15-6, 15-10, 15-7
O. 11 Evangel +	W 15-2, 17-15, 15-12
O. 13 Washburn *.....	L 7-15, 12-15, 15-10, 15-10, 15-17
O. 13 Washburn *.....	W 15-13, 15-10, 15-9
O. 14 Emporia State *.....	L 14-16, 16-14, 15-8, 10-15, 9-15
O. 14 Emporia State *.....	L 16-14, 5-15, 8-15, 6-15
O. 17 Southwest Baptist +	W 15-0, 15-1, 15-10
O. 18 Drury +	W 15-10, 15-0, 15-10
O. 20 Kearney State *.....	W 15-10, 20-18, 5-15, 15-12
O. 20 Kearney State *.....	L 7-15, 14-16, 12-15
O. 21 Fort Hays State *.....	W 15-12, 15-11, 15-3
O. 21 Fort Hays State *.....	W 15-13, 11-15, 13-15, 15-10, 15-10
O. 24 College of the Ozarks +	L 15-9, 9-15, 7-15, 6-15
O. 27 Missouri Western *.....	L 6-15, 6-15, 9-15
O. 27 Missouri Western *.....	L 16-14, 3-15, 8-15, 7-15
O. 28 Wayne State *.....	L 3-15, 5-15, 7-15
O. 28 Wayne State *.....	L 18-16, 8-15, 3-15, 12-15
O. 31 Pittsburg State *.....	L 15-11, 12-15, 15-8, 12-15, 13-15
N. 3 Tarkio (N) m.....	W 15-5, 15-7
N. 3 William Woods (N) m.....	L 12-15, 15-13, 9-15
N. 3 Missouri Western (N) m.....	L 10-15, 3-15
+ - NAIA District 16 Match (5-3), * - CSIC Match (5-9), m - MAIAW Tournament (Maryville, Mo.) (1-2)	

1979 * Head Coach: CeCe Chamberlin * 17-17

Iowa State.....	L 7-15, 8-15
Missouri-Kansas City.....	L 6-15, 8-15
Oral Roberts.....	L 1-15, 7-15
Benedictine.....	L 11-15, 8-15
Missouri-Kansas City.....	W 15-10, 15-6, 15-17, 15-7
Avila.....	W 15-9, 15-2
Northeastern Oklahoma.....	W 15-11, 15-8, 15-8
Central Oklahoma.....	L 15-11, 4-15, 13-15
Central Missouri State.....	L 12-15, 15-17, 9-15
College of the Ozarks.....	W 15-13, 15-9, 15-12
William Woods.....	W 15-9, 7-15, 15-12, 15-17, 15-3
Avila.....	W 15-13, 15-6, 15-12
Missouri Western.....	L 6-15, 4-15, 12-15
Fort Hays State.....	L 15-6, 5-15, 8-15, 10-15
Washburn.....	W 15-6, 16-14, 15-7
Pittsburg State.....	W 14-16, 6-15, 15-5, 16-14, 15-6
College of the Ozarks.....	W 15-13, 2-15, 10-15, 15-6, 15-11
Missouri Western.....	L 12-15, 15-13, 13-15, 6-15
Kearney State.....	L 15-13, 4-15, 3-15, 16-14, 2-15
Emporia State.....	W 15-0, 15-7, 15-13
Pittsburg State.....	W 15-13, 9-15, 15-13, 16-14
Missouri-Kansas City.....	W 15-11, 15-4, 15-9
Kearney State.....	L 3-15, 9-15, 3-15
Wayne State.....	L 10-15, 6-15, 8-15
Washburn.....	15-12, 15-8, 15-5
Central Missouri State.....	L 11-15, 7-15, 11-15
Emporia State.....	W 15-6, 15-6, 15-8
Wayne State.....	W 15-11, 15-7, 15-13
Fort Hays State.....	W 11-15, 15-13, 15-6, 15-6
Northeastern Oklahoma.....	W 15-6, 15-9, 15-12
Central Missouri State m.....	L 6-15, 12-15
Missouri-Kansas City m.....	L 8-15, 5-15
Truman m.....	L 12-15, 15-13, 11-15
Missouri-St. Louis m.....	L 15-10, 13-15, 2-15
+ - NAIA District 16 Match (2-2), * - CSIC Match (8-6, Third)	

1980 * Head Coach: CeCe Chamberlin * 20-18

Bethel (N).....	L 10-15, 11-15
Southeast Missouri State (N).....	L 11-15, 12-15
Greenville (N).....	W 15-2, 14-16, 15-11
Northeastern Oklahoma (N).....	W 15-11, 15-2
Tabor (N).....	W 15-5, 15-13
College of the Ozarks (H).....	W 15-4, 15-11
Central Oklahoma (H).....	W 15-7, 15-5
Arkansas College (H).....	W 15-7, 15-11
Pittsburg State (H).....	L 9-15, 16-14, 12-15
Southwest Missouri State JV.....	W 15-8, 13-16, 15-13
Central Missouri State (H).....	L 13-15, 15-12, 10-15, 4-15
William Woods (A).....	L 6-15, 9-15, 10-15
Central Missouri State (N).....	L 12-15, 6-15, 10-15
Truman (A).....	L 16-14, 15-10, 4-15, 7-15, 7-15
Missouri-Kansas City (H).....	W 15-0, 7-15, 16-14, 15-10
Missouri Western (N) *.....	L 10-15, 8-15, 8-15
Fort Hays State (A) *.....	W 10-15, 15-13, 15-13, 15-10
Emporia State (N) *.....	W 15-12, 15-8, 15-10
Pittsburg State (H) *.....	L 17-15, 6-15, 16-14, 0-15, 10-15
Washburn (H) *.....	W 8-15, 15-4, 15-6, 15-3
Kearney State (H) *.....	L 6-15, 10-15, 15-11, 2-15
Missouri Western (H) *.....	L 3-15, 15-7, 6-15, 15-8, 2-15
Missouri-Kansas City (A).....	L 6-15, 9-15
Northeastern Oklahoma (H).....	W 15-2, 15-4
Evangel (H).....	W 15-5, 15-4
Emporia State (N) *.....	W 9-15, 15-8, 15-12, 14-16, 15-7
Kearney State (A) *.....	L 10-15, 6-15, 6-15
Wayne State (N) *.....	W 15-13, 15-5, 12-15, 15-7
Pittsburg State (A) *.....	L 10-15, 9-15, 12-15
Wayne State (N) *.....	W 12-15, 16-14, 15-13, 15-11
Fort Hays State (N) *.....	L 6-15, 15-8, 12-15, 12-15
Washburn (H) *.....	W 15-9, 15-10, 15-9
Central Missouri State (A).....	L 15-13, 15-17, 7-15, 12-15
Southwest Baptist (H).....	W 15-7, 15-7, 13-15, 15-5
Northeast Oklahoma (A).....	W 15-8, 15-17, 15-5, 15-7
William Woods (N) m.....	L 6-15, 15-7, 11-15
Central Missouri State (N) m.....	L 9-15, 10-15
Missouri-St. Louis (N) m.....	W 15-12, 15-11
* - CSIC Match (7-7, T-fourth), m - MAIAW Tournament (St. Joseph, Mo.) (1-2)	

Year-By-Year Results

Pat Lipira

1981-87
265-90-11 (.739)



1981 * Head Coach: Pat Lipira *
23-18-5

Central Missouri State (N)..... T 6-15,
15-10
Bethel (N)..... L 6-15, 11-15
Sterling (N)..... T 13-15, 15-13
Southwest Baptist (N) W 15-10, 17-15
Bethany Nazarene (N).... T 8-15, 15-2
Missouri Western (N).... W 15-5, 8-15,
15-8

Bethel (N)..... L 8-15, 6-15
Northeastern Oklahoma (H)..... W 15-4, 15-6
Arkansas State (H)..... T 15-9, 1-15
Central Missouri State (H)..... L 8-15, 12-15
William Woods (H)..... W 15-12, 15-7
Central Missouri State (H)..... L 12-15, 7-15
Northeastern Oklahoma (A)..... W 10-15, 15-1, 15-7, 15-9
Washburn (N) *..... W 10-15, 15-12, 15-10, 18-16
Missouri Western (N) *..... L 8-15, 8-15, 16-14, 16-18
Fort Hays State (A) *..... L 15-1, 8-15, 6-15, 4-15
Southwest Baptist (A)..... W 15-6, 17-15, 15-10
Kearney State (N) *..... L 11-15, 6-15, 14-16
Emporia State (A) *..... W 15-8, 11-15, 15-11, 15-5
Missouri Western (N) *..... W 16-14, 15-13, 12-15, 15-13
Pittsburg State (A) *..... W 15-5, 15-3, 10-15, 19-21, 15-9
Northern Iowa (N)..... L 15-12, 4-15, 6-15
Johnson County (N)..... W 15-13, 13-15, 17-15
Southeast Missouri State (N)..... L 7-15, 5-15
Central Missouri State (A)..... L 15-17, 5-15
Northeastern Oklahoma (H)..... W 15-2, 15-3, 15-10
Drury (H)..... W 15-7, 9-15, 16-14, 15-8
Wayne State (A) *..... W 11-15, 15-13, 15-8, 13-15, 15-5
Washburn (N) *..... W 20-18, 8-15, 15-13, 15-12
Kearney State (N) *..... L 2-15, 3-15, 3-15
Pittsburg State (H) *..... W 15-5, 15-7, 15-13
Missouri-St. Louis (N)..... L 10-15, 9-15
Culver-Stockton (N)..... W 15-1, 15-9
William Woods (N)..... W 5-15, 15-11, 15-4
Missouri-St. Louis (N)..... L 14-16, 15-3, 11-15
Southwest Missouri State (N)..... L 15-17, 4-15
Evangel (A)..... L 14-16, 14-16
Fort Hays State (H) *..... L 13-15, 15-8, 8-15, 17-19
Emporia State (H) *..... L 9-15, 15-17, 15-13, 17-19
Wayne State (H) *..... W 15-10, 15-6, 17-15
Missouri-Kansas City (A)..... W 15-13, 14-16, 15-11
Truman (N)..... W 15-4, 15-11
College of the Ozarks +..... W 15-5, 16-14
Avila +..... W 15-4, 15-6
Missouri-Kansas City +..... T 15-5, 4-15
William Woods +..... W 19-17, 14-16, 15-4
+ - NAIA District 16 Tournament (2-1-1, T-third),
* - CSIC Match (8-6, T-third)

1982 * Head Coach: Pat Lipira * 33-11-5

John Brown (N)..... W 15-12, 15-4
Drury (N)..... W 15-11, 15-10
Southeast Missouri State (N)..... T 15-13, 3-15
Missouri Western (N)..... T 13-15, 15-13
Benedictine (N)..... W 15-10, 15-7
Pittsburg State (A)..... W 15-7, 9-15, 15-10
Central Missouri State (N)..... L 3-15, 10-15
Missouri-Kansas City (H)..... L 12-15, 15-11, 8-15
Drury (H)..... W 4-15, 15-9, 15-13
Avila (H)..... W 15-11, 15-7
Arkansas State (H)..... T 15-12, 11-15
Evangel (H)..... W 15-11, 15-11
St. Mary's (Kan.) (H)..... T 13-15, 15-6
Arkansas State (H)..... W 15-9, 15-10
Tulsa (H)..... W 15-13, 11-15, 15-10, 15-11
John Brown (A)..... W 15-7, 15-6, 14-16, 15-4
Missouri Western (N) *..... L 15-7, 7-15, 10-15, 7-15
Kearney State (A) *..... L 0-15, 15-11, 10-15, 10-15
Emporia State (A) *..... W 15-5, 15-8, 15-12
Drury (A)..... W 15-7, 4-15, 15-13, 17-15
Missouri-St. Louis (A)..... W 15-11, 15-12
Miami (Ohio) (N)..... L 4-15, 15-13, 1-15
Indiana State (N)..... W 15-10, 15-1
Tennessee-Chattanooga (N)..... W 15-10, 14-16, 15-7
Nebraska-Omaha (N)..... L 6-15, 11-15
Pittsburg State (H) *..... W 18-16, 15-7, 15-12
Wayne State (N) *..... W 15-8, 15-7, 15-11
Kearney State (N) *..... L 13-15, 12-15, 15-12, 9-15

Washburn (A) *..... W 15-3, 6-15, 15-3, 15-8
Southwest Baptist (H)..... W 15-10, 15-8, 15-10
Nebraska Wesleyan (N)..... T 10-15, 15-13
Fort Hays State (N) *..... W 15-13, 15-7
William Jewell (N)..... W 16-14, 15-1
Northwest Missouri State (N)..... L 4-15, 9-15
Avila (N)..... W 15-7, 15-9
Park (A)..... W 16-14, 15-11
Pittsburg State (A) *..... W 15-6, 13-15, 15-11, 15-8
Avila (H)..... W 15-5, 15-3
College of the Ozarks (H)..... W 15-10, 15-3
Wayne State (N) *..... W 15-10, 15-7, 12-15, 15-12
Fort Hays State (N) *..... W 15-10, 13-15, 15-13, 15-12
Emporia State (A) *..... W 15-5, 13-15, 15-10, 13-15, 15-12
Fort Hays State (H) *..... W 2-15, 15-12, 15-3, 13-15, 16-14
Washburn (H) *..... W 15-3, 15-9, 9-15, 15-13
Missouri Western (H) *..... L 14-16, 7-15, 15-5, 6-15
Culver Stockton (N) +..... W 15-6, 15-17, 15-6
Missouri-Kansas City (N) +..... L 4-15, 13-15
Drury (N) +..... W 15-8, 8-15, 15-13
Missouri Western (A) +..... L 15-17, 10-15
+ - NAIA District 16 Match (2-2, T-third),
* - CSIC Match (10-4, third)

1983 * Head Coach: Pat Lipira * 42-10-1

Missouri Western (N)..... L 11-15, 7-15
Southwestern (Kan.) (N)..... W 15-5, 15-7
Drury (N)..... W 6-15, 15-7, 1-0 (forfeit)
Bethany (N)..... 15-11, 15-13
College of the Ozarks (N)..... W 15-8, 10-15, 15-4
Southeast Missouri State (N)..... W 15-8, 6-15, 15-9
Missouri Western (N)..... W 15-3, 10-15, 15-7
College of the Ozarks (H)..... L 15-6, 5-15, 15-8, 6-15, 14-16
Evangel (H)..... W 15-7, 15-10
Tulsa (H)..... W 15-8, 15-9
John Brown (H)..... W 15-3, 15-9
Southwest Baptist (H)..... W 17-15, 15-10
Northwest Missouri State (H)..... W 6-15, 15-11, 15-9
Drury (H)..... W 15-7m, 15-1, 11-15, 15-13
Evangel (H)..... W 15-11, 6-15, 15-10
Drury (N)..... W 15-10, 2-15, 15-6
Emporia State (N) *..... @ 15-3, 15-13, 15-10
Missouri Western (A) *..... W 15-0, 15-13, 11-15, 15-11
Fort Hays State (N) *..... W 15-7, 15-8, 15-12
Pittsburg State (A) *..... W 15-13, 15-12, 10-15, 8-15, 15-9
Truman (N)..... L 14-16, 12-15
Washington (Mo.) (N)..... W 15-12, 15-13
Principia (N)..... W 15-1, 2-15, 15-13
St. Louis (N)..... L 12-15, 15-13, 11-15
Southwest Baptist (A)..... W 15-3, 14-16, 15-3
Harris Stowe (N)..... W 15-0, 15-13
Emporia State (N) *..... W 8-15, 15-8, 19-17, 15-10
Wayne State (A) *..... W 15-5, 15-7, 15-7
Kearney State (N) *..... W 15-12, 10-15, 15-7, 15-12
Missouri-Kansas City (A)..... L 12-15, 15-8, 12-15
Culver-Stockton (N)..... W 12-15, 15-10, 15-13
Tarkio (N)..... W 15-9, 15-5
Missouri-Kansas City (N)..... L 11-15, 14-16
Northwest Missouri State (N)..... T 7-15, 15-6
Southwest Baptist (N)..... W 15-2, 15-8
Briar Cliff (N)..... W 16-14, 15-9
Avila (N)..... W 15-9, 15-8
Missouri-St. Louis (N)..... W 15-7, 15-8
Drury (N)..... L 15-17, 8-15
Pittsburg State (H) *..... W 15-2, 15-7, 15-6
Washburn (A) *..... W 15-9, 15-12, 10-15, 13-15, 15-5
Missouri Western (N) *..... L 7-15, 3-15, 15-7, 15-13, 10-15
Kearney State (N) *..... L 3-15, 16-14, 15-9, 15-17, 11-15
Central Methodist (A)..... W 15-6, 15-10
William Woods (N)..... W 13-15, 15-5, 15-12
Washburn (H) *..... W 15-3, 15-4, 10-15, 15-0
Fort Hays State (H) *..... W 15-5, 15-1, 15-5
Wayne State (H) *..... W 15-9, 15-11, 15-13
Drury (H)..... W 11-15, 15-2, 15-17, 15-13, 15-3
College of the Ozarks (N)..... W 15-6, 15-2
Culver-Stockton (N)..... W 11-15, 15-11, 15-9
Drury (N)..... W 15-11, 16-14
Missouri-Kansas City (N)..... L 8-15, 15-6, 13-15
+ - NAIA District 16 Match (3-1, third),
* - CSIC Match (12-2, second)

1984 * Head Coach: Pat Lipira * 42-6

S. 7 Southeast Missouri State (N)..... W 15-8, 13-15, 15-11
S. 7 Elmhurst (N)..... W 16-14, 15-7
S. 8 Tarkio (N)..... W 15-4, 15-6
S. 8 Elmhurst (N)..... W 15-3, 15-8
S. 8 Quincy (N)..... L 9-15, 9-15
S. 11 College of the Ozarks (A)..... W 15-17, 15-5, 15-1, 15-8

S. 14 Missouri Baptist + (H)..... W 15-1, 15-5
S. 14 Tulsa (H)..... W 15-9, 15-11
S. 14 John Brown (H)..... W 15-9, 15-1
S. 15 Drury + (H)..... W 15-12, 15-3
S. 15 Pittsburg State (H)..... W 9-15, 15-9, 15-2
S. 15 Northwest Missouri (H)..... L 7-15, 10-15, 15-12, 12-15
S. 19 Pittsburg State * (A)..... W 10-15, 15-6, 15-10, 15-13
S. 21 Kearney State * (N)..... L 7-15, 12-15, 15-10, 9-15
S. 22 Washburn * (N)..... W 15-6, 15-6, 15-7
S. 22 Wayne State * (A)..... W 8-15, 7-15, 15-1, 15-8, 15-1
S. 25 Central Methodist + (H)..... W 15-13, 15-8
S. 25 Evangel + (H)..... W 15-6, 15-8
S. 28 Drury (N)..... W 15-13, 15-8
S. 28 Baker (N)..... W 15-6, 15-8
S. 29 Pittsburg State (N)..... W 15-10, 15-9
S. 29 William Jewell + (N)..... W 15-10, 15-12
O. 3 Missouri-Kansas City + (H)..... W 15-6, 15-7
O. 3 Drury (H)..... W 15-2, 15-10
O. 5 Mo. Western * (N)..... W 12-15, 15-11, 15-11, 7-15, 15-6
O. 6 Emporia State * (A)..... W 15-5, 13-15, 15-6, 15-10
O. 6 Kearney State * (N)..... W 15-9, 15-9, 15-8
O. 9 Park + (H)..... W 15-8, 15-8
O. 9 Tarkio (H)..... W 15-7, 15-8
O. 12 Kearney State (N)..... W 5-15, 15-7, 15-7
O. 12 Briar Cliff (N)..... W 16-14, 15-5
O. 13 Northwest Missouri (N)..... W 15-11, 14-16, 15-9
O. 13 Missouri Western + (N)..... L 15-11, 5-15, 13-15
O. 16 Harris-Stowe + (A)..... W 15-5, 15-5
O. 16 Southwest Baptist + (H)..... W 15-10, 15-13
O. 19 Fort Hays State * (A)..... L 15-17, 7-15, 15-7, 15-8, 7-15
O. 20 Washburn * (N)..... W 15-12, 15-8, 9-15, 15-8
O. 20 Missouri Western * (N)..... W 9-15, 15-7, 15-12, 15-9
O. 23 Pittsburg State * (H)..... W 15-8, 15-5, 15-5
O. 25 Drury (A)..... W 15-8, 15-6, 15-10
O. 26 Fort Hays State * (H)..... W 15-12, 15-13, 17-15
O. 27 Wayne State * (H)..... W 15-12, 15-4, 15-3
O. 27 Emporia State * (H)..... W 15-7, 15-5, 15-11
N. 2 Park (H)..... W 15-6, 15-8
N. 2 William Woods (H)..... W 15-1, 15-10
N. 3 Culver-Stockton (H)..... W 15-7, 15-12
N. 3 Missouri Western (H)..... L 15-8, 13-15, 9-15, 11-15
+ - NAIA District 16 Match (12-1), * - CSIC Match (12-2, first)

1985 * Head Coach: Pat Lipira * 40-18

S. 6 Emporia State * (N)..... W 15-7, 15-12
S. 6 Morningside (N)..... W 15-9, 15-11
S. 7 Missouri Western * + (N)..... L 11-15, 12-1
S. 7 College of St. Mary (N)..... W 15-10, 11-15, 15-3
S. 7 Northwest Missouri * (N)..... L 9-15, 8-15
S. 11 Pittsburg State (H)..... W 15-3, 15-1, 15-4
S. 13 Avila College + (H)..... W 15-9, 15-4
S. 13 College of St. Mary (H)..... W 15-11, 17-15
S. 13 College of the Ozarks + (H)..... W 15-8, 15-12
S. 14 Evangel + (H)..... W 15-6, 15-0
S. 14 Drury + (H)..... W 15-9, 15-7
S. 16 Park + (H)..... W 15-2, 15-6, 16-14
S. 17 John Brown (A)..... W 15-6, 15-9
S. 17 Arkansas Tech (N)..... W 15-11, 15-9
S. 20 Avila (A)..... W 16-14, 15-7
S. 20 Baker (N)..... W 15-0, 15-5
S. 21 Evangel (N)..... W 15-3, 15-5
S. 21 Missouri Valley + (N)..... W 15-6, 15-11
S. 21 Missouri Western + (N)..... W 15-7, 15-6
S. 21 Avila (A)..... W 15-7, 15-5, 15-2
S. 21 Missouri Western (N)..... L 13-15, 9-15
S. 24 Avila (N)..... W 15-1, 15-2
S. 24 Southwest Baptist + (A)..... L 18-20, 15-7, 6-15
S. 25 College of the Ozarks (H)..... W 15-8, 15-12, 9-15, 15-13
O. 1 John Brown (H)..... W 15-10, 15-8
O. 1 Southwest Baptist (H)..... L 15-5, 11-15, 12-15
O. 4 Wayne State * (N)..... W 15-5, 15-9
O. 4 Missouri Western * (A)..... L 16-14, 14-16, 4-15
O. 4 Washburn * (N)..... L 15-17, 9-15
O. 5 Emporia State * (N)..... L 15-6, 14-16, 2-15
O. 5 Pittsburg State * (N)..... W 16-14, 15-6
O. 5 Fort Hays State * (N)..... L 9-15, 11-15
O. 5 Kearney State * (N)..... W 15-9, 9-15, 15-11
O. 8 William Woods + (N)..... W 15-5, 15-13
O. 8 Evangel (A)..... W 15-11, 15-7
O. 10 Rockhurst + (A)..... W 8-15, 11-15, 16-14, 15-13, 15-13
O. 11 Kearney State (N)..... W 15-11, 15-8
O. 11 Doane (N)..... W 10-15, 15-12, 15-8
O. 11 Central Missouri (N)..... L 2-15, 11-15
O. 11 Drury (N)..... W 15-8, 11-15, 15-6
O. 12 Missouri Western (A)..... L 8-15, 9-15
O. 15 Pittsburg State (A)..... W 15-1, 13-15, 15-5
O. 18 Harris-Stowe + (H)..... W 15-1, 15-2, 15-2
O. 19 Drury + (A)..... L 15-11, 6-15, 15-12, 13-15, 13-15

Year-By-Year Results

O. 22 Central Methodist + (A)	W 15-12, 15-9
O. 22 William Woods (N)	W 15-11, 15-10
O. 25 Washburn * (N)	L 16-14, 6-15, 11-15
O. 25 Missouri Western * (N)	L 2-15, 15-9, 4-15
O. 25 Kearney State * (N)	W 9-15, 15-4, 15-7
O. 25 Wayne State * (N)	W 15-6, 16-14
O. 26 Pittsburg State * (N)	L 6-15, 15-6, 13-15
O. 26 Emporia State * (N)	W 7-15, 15-13, 15-13
O. 26 Fort Hays State * (A)	L 11-15, 15-17
O. 29 Tulsa (H)	W 15-8, 11-15, 15-10
N. 1 Southwest Baptist (N)	W 15-5, 15-1
N. 1 Missouri Western (N)	L 4-15, 4-15
N. 1 College of the Ozarks (N)	W 17-15, 15-8
N. 2 Rockhurst (N)	L 8-15, 15-13, 11-15
+ - NAIA District 16 Match (11-3), * - CSIC Match (6-8)	

1986 * Head Coach: Pat Lipira * 47-10

S. 6 Avila + % (N)	W 15-3, 15-4
S. 6 Southwest Baptist + % (N)	W 15-3, 15-8
S. 6 Pittsburg State % (A)	W 15-8, 15-7
S. 6 Mid-America Nazarene % (N)	W 15-0, 15-4
S. 6 Baker % (N)	W 15-4, 15-4
S. 7 Westminster + % (H)	W 15-3, 15-5
S. 13 Southwest Baptist % (H)	W 15-6, 13-15, 15-11
S. 12 St. Mary of the Plains @ (H)	W 15-2, 15-12
S. 12 Harris-Stowe + @ (H)	W Won by forfeit
S. 12 William Woods + @ (H)	W 15-13, 15-8
S. 13 Southern Nazarene @ (H)	W 15-7, 15-5
S. 13 Avila @ (H)	W 15-0, 15-9
S. 13 Southern Nazarene @ (H)	W 15-6, 15-5
S. 17 John Brown (A)	W 15-7, 16-14, 15-2
S. 19 Missouri Valley + ^ (N)	W 15-0, 15-7
S. 19 Avila College + ^ (N)	L 12-15, 15-4, 13-15
S. 20 Pittsburg State ^ (N)	W 15-6, 15-13
S. 20 Missouri Western + ^ (N)	W 12-15, 15-12, 15-6
S. 20 College of the Ozarks + ^ (N)	W 13-15, 15-4, 15-5
S. 20 Rockhurst + ^ (N)	W 10-15, 15-8, 15-12
S. 24 Southwestern (N)	W 15-0, 15-5
S. 24 Pittsburg State (A)	W 15-9, 12-15, 15-11
S. 30 Central Methodist + (N)	W 15-9, 15-8
S. 30 Drury + (A)	W 15-4, 15-10
O. 3 Fort Hays State * (N)	W 15-12, 15-8
O. 3 Emporia State * (N)	W 15-8, 12-15, 15-11
O. 3 Washburn * (A)	W 7-15, 15-6, 15-12
O. 4 Wayne State * (N)	W 15-0, 15-7
O. 4 Pittsburg State * (N)	W 15-5, 15-3
O. 4 Kearney State * (N)	L 15-13, 7-15, 6-13
O. 4 Missouri Western ++ (N)	L 17-15, 6-15, 12-15
O. 7 College of the Ozarks (A)	W 15-11, 14-16, 15-9, 15-7
O. 9 Park + (A)	W 15-6, 15-9
O. 9 Rockhurst (N)	W 7-15, 15-3, 15-5
O. 10 Benedictine & (N)	W 15-4, 15-3
O. 10 Pittsburg State & (N)	W 15-6, 15-2
O. 11 Truman & (N)	W 15-9, 15-7
O. 11 Arkansas-Little Rock & (N)	L 15-13, 9-15, 10-15
O. 11 Wisconsin-Parkside & (N)	W 11-15, 15-10, 15-12
O. 11 Central Missouri & (N)	L 5-15, 9-15
O. 14 Avila (H)	W 15-3, 15-5
O. 14 John Brown (H)	W 15-2, 15-0
O. 18 Harris-Stowe (H)	W 15-2, 15-8
O. 18 Evangel + (H)	W 15-8, 15-6
O. 22 Drury (H)	W 15-8, 15-7, 12-15, 1 5-8
O. 24 Fort Hays State * (H)	W 15-11, 13-15, 15-10
O. 24 Emporia State * (H)	W 15-9, 12-15, 15-10
O. 24 Washburn * (H)	W 16-14, 15-13
O. 24 Wayne State * (H)	L 9-15, 15-6, 9-15
O. 25 Pittsburg State * (H)	W 15-11, 15-1
O. 25 Kearney State * (H)	L 11-15, 8-15
O. 25 Missouri Western * (H)	L 9-15, 15-6, 10-15
O. 29 Pittsburg State (H)	W 15-6, 15-2, 15-1
O. 31 William Woods \$ (N)	W 15-2, 15-4
O. 31 Missouri Western \$ (N)	L 15-8, 3-15, 6-15
O. 31 College of the Ozarks \$ (N)	W 15-8, 15-8
N. 1 Southwest Baptist \$ (N)	L 13-15, 12-15
+ - NAIA District 16 Match (13-2), * - CSIC Match (9-5, T-second)	

1987 * Head Coach: Pat Lipira * 38-17

S. 4 Avila + % (N)	W 15-2, 15-10
S. 4 Pittsburg State + % (N)	W 15-3, 12-15, 15-8
S. 5 Southwest Baptist % (N)	W 15-11, 15-1
S. 5 Missouri-Kansas City % (N)	W 15-2, 15-2
S. 8 College of the Ozarks + (N)	W 15-3, 14-16, 15-4
S. 8 Drury + (A)	L 15-12, 13-15, 7-15
S. 11 William Woods + @ (H)	W 15-13, 13-15, 7-15
S. 11 Park + @ (H)	W 15-4, 15-1
S. 12 Southern Nazarene @ (H)	W 15-6, 15-8
S. 12 Arkansas Tech @ (H)	W 15-12, 15-4

S. 12 Missouri Western + @ (H)	L 8-15, 4-15
S. 16 John Brown (H)	W 15-1, 15-5
S. 16 Southwest Baptist (H)	W 15-11, 15-3
S. 18 Rockhurst + ^ (N)	W 15-12, 13-15, 15-9
S. 18 Missouri Western ^ (N)	L 15-12, 9-15, 14-16
S. 19 Missouri Valley + ^ (N)	W 15-0, 15-8
S. 19 Evangel + ^ (N)	W 15-4, 15-3
S. 19 Avila ^ (A)	W 15-2, 15-7
S. 19 Missouri Western ^ (N)	L 7-15, 8-15
S. 23 Tulsa (A)	W 15-12, 15-8, 9-15, 5-15, 15-10
S. 30 Missouri Valley (H)	W 15-1, 15-1
S. 30 Drury + (H)	W 15-6, 4-15, 15-12
O. 2 Pittsburg State * (N)	W 15-4, 15-8
O. 2 Missouri Western * (N)	L 3-15, 15-10, 11-15
O. 2 Kearney State * (A)	L 5-15, 8-15
O. 2 Emporia State * (N)	W 15-13, 15-12
O. 3 Wayne State * (N)	W 15-7, 10-15, 15-13
O. 3 Washburn (N)	W 15-11, 15-9
O. 3 Fort Hays State (N)	L 9-15, 16-14, 12-15
O. 6 Southwest Baptist (A)	L 15-7, 10-15, 15-3, 13-15, 11-15
O. 8 Tarkio + (N)	W 15-2, 16-14
O. 8 William Jewell + (A)	W 15-7, 15-10
O. 9 Peru State & (N)	L 13-15, 15-8, 15-17
O. 9 Benedictine & (N)	L 14-16, 10-15
O. 10 Montevall & (N)	L 8-15, 6-15
O. 10 Wisconsin- Parkside & (N)	L 8-15, 14-16
O. 10 Columbia College + (H)	W 15-7, 15-7
O. 13 College of the Ozarks (H)	W 15-8, 15-5
O. 15 Fort Hays State (N)	W 15-6, 15-4
O. 15 Pittsburg State (A)	W 15-11, 15-2
O. 15 Baker (N)	W 15-3, 15-1
O. 19 Ouachita Baptist (N)	W Won by forfeit
O. 19 John Brown (A)	W 15-8, 15-2, 15-8
O. 23 Fort Hays State * (N)	W 15-10, 15-5
O. 23 Pittsburg State * (N)	W 15-2, 15-4
O. 23 Missouri Western * (N)	L 15-10, 13-15, 7-15
O. 23 Washburn * (N)	W 15-10, 15-9
O. 24 Emporia State * (A)	L 15-13, 12-15, 14-16
O. 24 Kearney State * (N)	W 8-15, 15-12, 15-3
O. 24 Wayne State * (N)	L 6-15, 15-4, 9-15
O. 27 Pittsburg State (H)	W 15-2, 15-10, 15-4
O. 30 William Woods \$ (N)	W 15-9, 13-15, 15-6
O. 30 Drury \$ (N)	L 4-15, 14-16
O. 30 Avila \$ (N)	W 15-1, 15-8
O. 31 Missouri Western \$ (A)	L 12-15, 15-11, 1-15
+ - NAIA District 16 Match (11-1), * - CSIC Match (8-6, T-third)	



Debbie Traywick
1988-2003
267-262 (.505)

1988 * Head Coach: Debbie Traywick
* 19-31

S. 2 Fort Hays State Δ (N)	L 12-15, 16-18
S. 2 Bethel Δ (N)	L 3-15, 12-15
S. 2 Tarkio + Δ (N)	W 15-8, 9-15, 15-13

S. 2 Peru State Δ (N)	L 6-15, 4-15
S. 2 Doane Δ (N)	L 15-9, 16-18
S. 6 Idaho (H)	L 6-15, 15-12, 5-15, 14-16
S. 9 Avila + @ (H)	W 15-4, 15-10
S. 9 Northwest Missouri State @ (H)	L 12-15, 14-16
S. 10 Fontbonne + @ (H)	W 15-10, 15-5
S. 10 Northwest Missouri State @ (H)	W 15-11, 9-15, 15-10
S. 10 Drury +@ (H)	L 14-16, 13-15
S. 14 College of the Ozarks + (A) ..	W 13-15, 15-8, 16-14, 15-12
S. 16 Southern Arkansas ø (N)	W 11-15, 16-14, 16-14
S. 16 Montevall ø (N)	L 14-16, 9-15
S. 17 Ouachita Baptist ø (N)	L 8-15, 6-15
S. 17 Texas Lutheran ø (N)	L 13-15, 9-15
S. 20 Southwest Baptist (H)	W 19-17, 15-13, 17-19, 15-8
S. 27 Drury (A)	L 12-15, 11-15, 7-15
S. 30 Kearney State * (N)	L 9-15, 12-15
S. 30 Emporia State * (N)	W 15-13, 15-8
S. 30 Pittsburg State * (N)	W 15-6, 12-15, 15-3
S. 30 Wayne State * (A)	W 15-7, 15-12
O. 1 Fort Hays State * (N)	L 3-15, 12-15
O. 1 Washburn * (N)	W 10-15, 15-13, 15-10
O. 1 Missouri Western *+ (N)	L 7-15, 3-15
O. 4 Southwest Baptist (A)	L 3-15, 15-10, 12-15, 11-15
O. 6 William Jewell + (A)	W 15-7, 16-14
O. 6 William Woods + (N)	W 8-15, 15-12, 15
O. 7 Benedictine & (N)	W 15-10, 15-6
O. 7 Washburn & (N)	W 17-19, 15-7, 15-8
O. 7 Nebraska Wesleyan & (N)	L 13-15, 12-15
O. 7 Wisconsin-Milwaukee & (N)	L 12-15, 9-15

O. 8 Ouachita Baptist & (N)	W 15-8, 15-3
O. 8 Hastings & (N)	L 9-15, 10-15
O. 11 Tulsa (H)	L 13-15, 14-16, 6-15
O. 13 Baker (N)	W 15-4, 19-17
O. 13 Pittsburg State (A)	W 15-9, 12-15, 15-5
O. 18 Drury (H)	L 5-15, 7-15, 6-15
O. 21 Missouri Western * (N)	L 12-15, 13-15
O. 21 Kearney State * (N)	L 8-15, 4-15
O. 21 Wayne State * (N)	L 7-15, 12-15
O. 21 Fort Hays State * (N)	L 20-18, 12-15, 12-15
O. 22 Emporia State * (N)	L 3-15, 13-15
O. 22 Pittsburg State * (A)	L 4-15, 15-9, 13-15
O. 22 Washburn * (N)	L 6-15, 3-15
O. 24 John Brown (A)	L 15-5, 12-15, 16-14, 7-15, 10-15
O. 26 Central Missouri (H)	L 10-15, 6-15, 9-15
O. 28 Rockhurst \$ (N)	L 15-17, 11-15
O. 28 Columbia College \$ (N)	W 11-15, 15-9, 17-15
O. 28 William Woods \$ (N)	L 9-15, 15-12, 10-15
+ - NAIA District 16 Match (6-2) * - CSIC Match (4-10)	

1989 * Head Coach: Debbie Traywick * 9-25

S. 1 Avila % (N)	W 9-15, 11-15, 15-9, 15-9, 15-11
S. 2 Pittsburg State % (A)	W 15-3, 10-15, 15-12, 15-9
S. 2 Southwest Baptist % (N)	L 11-15, 15-2, 4-15, 13-15
S. 5 Tulsa (A)	L 14-16, 10-15, 15-7, 9-15
S. 15 Arkansas Tech @ (H)	W 15-6, 15-4, 15-2
S. 15 Southwestern @ (H)	W 15-2, 15-7, 15-1
S. 16 Cameron @ (H)	W 7-15, 15-6, 15-12, 15-11
S. 16 So. Nazarene @ (H)	L 15-11, 15-12, 3-15, 10-15, 10-15
S. 22 Southeast Missouri * # (N)	L 16-14, 8-15, 9-15, 2-15
S. 22 Missouri Western * # (N)	L 11-15, 7-15, 5-15
S. 23 Washburn * # (N)	L 9-15, 15-13, 13-15, 15-7, 12-15
S. 23 Southwest Baptist * # (N)	L 11-15, 8-15, 9-15
S. 26 Drury (A)	L 11-15, 9-15, 11-15
O. 6 Fort Hays State & (N)	L 13-15, 2-15
O. 6 Friends & (N)	L 5-15, 6-15
O. 6 Wisconsin-Milwaukee & (N)	L 13-15, 13-15
O. 6 Graceland & (N)	L 3-15, 12-15
O. 10 College of the Ozarks (H)	L 8-15, 9-15, 15-6, 2-15
O. 18 Drury (H)	L 11-15, 9-15, 15-5, 15-9, 7-15
O. 20 Northwest Missouri St * # (N)	L 17-19, 15-10, 10-15, 13-15
O. 20 Missouri-St. Louis * # (N)	L 7-15, 3-15, 0-15
O. 21 Pittsburg State * # (N)	W 15-12, 15-10, 15-7
O. 21 Truman * # (N)	L 14-16, 7-15, 15-12, 11-15
O. 21 Central Missouri * # (N)	L 6-15, 0-15, 7-15
O. 27 St. Francis π (N)	L 7-15, 8-15, 7-15
O. 27 Arkansas-Little Rock π (N)	L 15-6, 3-15, 9-15, 13-15
O. 28 Southeast Missouri State π (N)	L 10-15, 2-15, 9-15
O. 28 Missouri-St. Louis π (A)	L 2-15, 6-15, 3-15
O. 28 Northeastern Illinois π (N)	W 15-11, 9-15, 15-3, 15-4
N. 2 Tulsa (H)	L 5-15, 5-15, 8-15
N. 6 Pittsburg State (A)	W 15-12, 15-8, 15-10
N. 10 Central Missouri ! (N)	L 15-13, 4-15, 3-15, 8-15
N. 10 Truman ! (N)	W 15-13, 7-15, 15-9, 15-8
N. 11 Southeast Missouri State ! (N)	L 6-15, 6-15, 13-15
* - MIAA Match (1-8, T-fifth)	

1990 * Head Coach: Debbie Traywick * 14-19

S. 4 Tulsa (A)	L 5-15, 14-16, 11-15
S. 7 Portland State π (N)	L 1-15, 10-15, 5-15
S. 7 Northwest Missouri π (N)	L 1-15, 16-14, 6-15, 16-17
S. 8 Southwest Baptist π (N)	W 15-13, 6-15, 16-14, 15-13
S. 8 Lake Superior St. π (N)	W 15-2, 14-16, 12-15, 15-8, 15-10
S. 12 College of the Ozarks (N) (A) ..	W 17-15, 11-15, 15-9, 15-9
S. 14 Arkansas Tech @ (H)	L 5-15, 15-9, 7-15, 15-7, 13-15
S. 14 Southwest Baptist @ (H)	W 7-15, 15-6, 15-12, 15-7
S. 15 Texas A&M-Kingsville @ (H) ..	W 16-14, 15-8, 11-15, 15-13
S. 15 Northwest Missouri @ (H)	L 15-10, 13-15, 15-2, 3-15, 9-15
S. 21 Truman * # (N)	L 15-13, 7-15, 16-14, 5-15, 1-15
S. 21 Missouri Western * # (N)	L 2-15, 12-15, 9-15
S. 22 Washburn * # (N)	L 6-15, 9-15, 13-15
S. 22 Southeast Missouri* # (N)	L 13-15, 16-14, 3-15, 4-15
S. 25 Drury (A)	L 12-15, 15-13, 6-15, 5-15
O. 5 Hastings & (N)	L 15-8, 8-15, 7-15
O. 5 Friends & (N)	W 15-7, 12-15, 15-3
O. 5 Southwestern & (N)	L 5-15, 6-15
O. 5 Missouri Western & (A)	L 10-15, 15-5, 10-15
O. 9 Tulsa (H)	W 15-10, 14-16, 3-15, 15-10, 15-11
O. 13 John Brown √ (N)	W 10-15, 15-3, 15-9, 15-13
O. 13 Emporia State √ (A)	L 9-15, 8-15, 6-15
O. 13 Southwestern √ (N)	W 15-2, 15-7, 14-16, 15-7
O. 16 Drury (H)	L 13-15, 14-16, 14-16
O. 18 Columbia College (A) ...	L 15-13, 16-14, 9-15, 5-15, 10-15
O. 19 Northwest Mo. * # (N) ...	W 11-15, 15-5, 15-4, 13-15, 15-7
O. 19 Pittsburg State * # (N)	W 13-15, 15-7, 15-13, 15-11
O. 19 Central Missouri * # (N)	L 1-15, 0-15, 9-15
O. 20 Southwest Baptist * # (N)	W 15-9, 15-11, 15-9

Year-By-Year Results

O. 20 Missouri-St. Louis * # (N) L 14-16, 5-15, 5-15
 O. 23 College of the Ozarks (H) W 17-15, 15-2, 15-12
 O. 30 Pittsburg State (H) W 15-4, 15-8, 15-11
 N. 9 Missouri-St. Louis ! (N) L 0-15, 1-15, 10-15
 * - MIAA match (3-6, T-fifth)

1991 * Head Coach: Debbie Traywick * 32-11

S. 13 Pittsburg State @ (H) W 15-2, 11-15, 15-2, 15-8
 S. 13 Texas Woman's @ (H) W 12-15, 15-9, 8-15, 15-11, 16-14
 S. 14 Southwest Baptist @ (H) W 13-15, 15-11, 15-10, 15-7
 S. 14 Central Oklahoma @ (H) L 9-15, 15-10, 10-15, 12-15
 S. 18 College of the Ozarks (A) W 15-9, 15-5, 15-7
 S. 20 Pittsburg State * # (N) W 15-13, 15-12, 15-11
 S. 20 Washburn * # (N) W 15-2, 10-15, 15-5, 15-13
 S. 20 Emporia State * # (N) W 15-8, 12-15, 18-16, 15-10
 S. 21 Northwest Missouri State * # (N) W 15-8, 15-6, 15-10
 S. 21 Truman * # (N) W 15-10, 15-2, 15-8
 S. 27 Arkansas Tech @ (H) W 15-0, 15-6, 15-8
 S. 27 Truman @ (H) W 15-13, 6-15, 15-17, 15-11, 15-6
 S. 28 Northwest Missouri @ (H) W 13-15, 15-9, 15-3, 15-4
 S. 28 Drury @ (H) W 15-7, 13-15, 15-15, 15-10
 O. 1 Tulsa (A) W 15-4, 6-15, 10-15, 15-13, 15-10
 O. 2 College of the Ozarks (H) W 15-0, 15-2, 15-1
 O. 2 Missouri-Kansas City (A) W 15-11, 16-14, 15-17
 O. 4 Hastings & (N) L 14-16, 2-15, 12-15
 O. 4 Emporia State & (N) L 4-15, 10-15, 15-3, 3-15
 O. 4 Angelo State & (N) L 15-8, 15-13, 4-15, 9-15, 6-15
 O. 5 Missouri Western & (A) L 12-15, 15-17, 15-5, 6-15
 O. 8 Tulsa (H) W 15-5, 15-11, 15-4
 O. 9 Drury (H) W 15-9, 11-15, 15-12, 15-9
 O. 11 Alaska-Anchorage Σ (N) W 15-9, 15-5, 15-17, 6-15, 21-19
 O. 11 Florida Southern Σ (A) L 12-15, 5-15, 3-15
 O. 11 Florida Atlantic Σ (N) W 15-7, 15-4, 15-4
 O. 12 Tampa Σ (N) L 1-15, 0-15, 15-11, 4-15
 O. 12 New Haven Σ (N) L 13-15, 13-15, 11-15
 O. 18 Missouri Western * # (N) W 15-17, 16-14, 15-6, 15-10
 O. 18 Central Missouri * # (N) L 9-15, 9-15, 10-15
 O. 19 Southwest Baptist * # (N) W 18-16, 15-6, 15-6
 O. 19 Missouri-St. Louis * # (N) L 14-16, 10-15, 11-15, 4-15
 O. 23 Columbia College (H) W 15-7, 15-3, 15-7
 O. 29 Pittsburg State (A) W 15-10, 14-16, 15-13, 15-13
 N. 1 Texas Woman's ≈ (A) W 15-9, 5-15, 5-15, 15-13, 15-8
 N. 1 Nebraska-Omaha ≈ (N) W 15-11, 15-8, 16-14
 N. 2 Texas Wesleyan ≈ (N) W 15-9, 15-6, 15-9
 N. 2 East Texas State ≈ (N) W 15-6, 15-12, 15-12
 N. 6 Drury (A) W 15-3, 15-11, 15-9
 N. 12 Pittsburg State (H) W 19-21, 15-8, 5-15, 15-1, 15-2
 N. 15 Southwest Baptist ! (N) W 15-13, 13-15, 15-9, 15-7
 N. 16 Missouri-St. Louis ! (N) W 14-16, 15-9, 8-15, 16-14, 15-10
 N. 16 Central Missouri ! (N) L 14-16, 7-15, 13-15
 * - MIAA match (7-2, second)

1992 * Head Coach: Debbie Traywick * 20-17

S. 8 Oral Roberts (A) W 15-7, 15-1, 15-10
 S. 11 Minnesota-Duluth ¥ (N) L 2-15, 15-7, 11-15, 9-15
 S. 11 Augustana (S.D.) ¥ (N) L 8-15, 12-15, 14-16
 S. 12 Regis ¥ (N) L 9-15, 12-15, 13-15
 S. 12 Missouri-St. Louis ¥ (N) W 15-5, 15-10, 7-15, 12-15, 21-19
 S. 16 Idaho (H) L 10-15, 7-15, 8-15
 S. 18 Central Missouri * # (A) L 15-9, 2-15, 5-15, 10-15
 S. 18 Emporia State * # (N) L 3-15, 10-15, 15-7, 15-10, 13-15
 S. 19 Missouri-St. Louis * # (N) L 4-15, 11-15, 12-15
 S. 19 Southwest Baptist * # (N) W 15-0, 15-10, 15-1
 S. 19 Washburn * # (N) W 15-7, 15-8, 15-8
 S. 25 West Texas A&M Ω (N) L 9-15, 2-15, 5-15
 S. 25 Cameron Ω (N) W 15-6, 15-6, 15-1
 S. 25 Fort Lewis Ω (N) W 15-6, 15-6, 15-1
 S. 26 Texas Woman's Ω (N) L 6-15, 16-14, 8-15, 15-15, 13-15
 O. 2 Truman & (N) W 15-5, 15-13, 15-5
 O. 2 Peru State & (N) W 15-8, 15-9, 15-4
 O. 2 Nebraska-Kearney & (N) ... L 15-7, 6-15, 15-8, 7-15, 14-16
 O. 3 Augustana (S.D.) & (N) L 7-15, 14-16, 15-12, 8-15
 O. 7 Drury (A) L 15-9, 7-15, 15-6, 13-15, 11-15
 O. 9 Evangel (A) W 15-1, 15-10, 15-12
 O. 16 Pittsburg State * # (N) W 12-15, 15-11, 15-5, 15-11
 O. 16 Missouri Western * # (N) L 11-15, 12-15, 15-9, 7-15
 O. 17 Northwest Missouri State * # (N) W 15-1, 15-8, 15-3
 O. 17 Truman * # (N) W 15-10, 15-7, 15-10
 O. 23 Southwest Baptist (H) W 15-5, 15-6, 15-4
 O. 24 Pittsburg State (H) W 15-13, 15-12, 15-12
 O. 24 Northeast Missouri (H) W 16-14, 15-8, 15-2
 O. 29 Missouri Western (H) W 15-8, 15-7, 15-17, 16-14
 N. 4 Drury (H) W 15-2, 15-4, 15-7
 N. 6 Emporia State ≈ (N) L 4-15, 15-17, 15-9, 16-14, 8-15
 N. 6 Mississippi College ≈ (N) W 15-4, 13-15, 15-5, 15-13
 N. 7 Angelo State ≈ (N) L 4-15, 8-15, 11-15
 N. 7 Texas Woman's ≈ (A) L 9-15, 5-15, 12-15
 N. 10 Pittsburg State (A) W 15-11, 16-14, 15-6

N. 11 Oral Roberts (H) W 15-12, 15-3, 15-11
 N. 13 Missouri Western ! (N) L 15-6, 6-15, 7-15, 11-15
 * - MIAA match (5-4, T-fifth)

1993 * Head Coach: Debbie Traywick * 20-13

S. 8 Central Missouri * # (A) L 6-15, 11-15, 8-15
 S. 10 Cameron @ (H) W 15-6, 15-7, 15-4
 S. 11 Truman @ (H) L 15-13, 9-15, 14-16, 13-15
 S. 11 Central Oklahoma @ (H) L 14-16, 13-15, 8-15
 S. 14 Pittsburg State * # (H) W 15-7, 15-4, 17-15
 S. 15 Missouri Valley (H) W 15-0, 15-12, 15-13
 S. 17 Southwest Baptist * # (N) W 15-5, 15-5, 15-15, 15-4
 S. 17 Truman * # (N) L 15-3, 15-3, 5-15, 5-15, 8-15
 S. 18 Emporia State * # (N) W 15-7, 15-9, 15-13
 S. 18 Washburn * # (N) W 13-15, 15-13, 15-10, 15-12
 S. 21 Oral Roberts W 15-6, 15-6, 15-6
 S. 24 Northwest Missouri * # (N) W 15-4, 9-15, 16-14, 15-9
 S. 25 Missouri Western * # (A) W 16-14, 15-12, 15-2
 S. 25 Augustana (S.D.) (N) L 5-15, 7-15, 12-15
 S. 29 Southwest Baptist (H) * W 15-4, 15-6, 15-0
 O. 1 Nebraska-Kearney & (N) L 15-6, 7-15, 7-15, 12-15
 O. 1 Northwest Missouri State & (N) W 15-4, 15-9, 15-7
 O. 2 Drury & (N) L 13-15, 11-15, 15-17
 O. 2 Missouri Western & (A) W 15-6, 15-7, 15-11
 O. 15 Missouri Western * # (N) L 10-15, 15-9, 15-9, 12-15, 9-15
 O. 15 Central Missouri * # (N) L 7-15, 5-15, 8-15
 O. 16 Northwest Mo. * # (N) W 15-4, 14-16, 13-15, 15-13, 15-4
 O. 16 Missouri-St. Louis * # (N) L 2-15, 4-15, 15-8, 13-15
 O. 20 Emporia State * # (H) W 10-15, 15-12, 15-12, 15-11
 O. 22 Missouri-St. Louis * # (H) L 12-15, 15-5, 15-13, 14-16, 9-15
 O. 22 Drury (H) W 7-15, 15-12, 15-9, 15-5
 O. 23 Ne Missouri * # (H) W 12-15, 15-10, 15-6, 8-15, 15-6
 O. 27 Pittsburg State * # (A) W 15-8, 15-8, 17-15
 O. 29 Eastern New Mexico L 12-15, 5-15, 15-4, 8-15
 O. 30 Central Oklahoma L 8-15, 15-9, 4-15, 15-11, 14-16
 O. 30 Cameron W 15-4, 15-11, 15-9
 N. 3 Washburn * # (A) W 15-5, 15-12, 15-13
 N. 8 Drury (A) W 15-8, 15-11, 15-5
 * - MIAA match (12-4, fourth)

1994 * Head Coach: Debbie Traywick * 18-16

S. 7 Central Missouri * # (H) L 9-15, 5-15, 3-15
 S. 9 East Texas State @ (H) L 14-16, 15-10, 14-15, 8-15
 S. 9 Central Arkansas @ (H) .. W 5-15, 15-8, 15-10, 14-16, 15-12
 S. 10 Central Oklahoma @ (H) L 7-15, 8-15, 11-15
 S. 10 Drury @ (H) L 14-16, 12-15, 15-3, 17-15, 15-7
 S. 14 Pittsburg State * # (A) L 14-16, 15-12, 8-15, 15-17
 S. 21 Drury (A) W 15-3, 5-15, 15-8, 15-9
 S. 23 Northwest Missouri State * # (H) L 11-15, 11-15, 8-15
 S. 24 Missouri Western * # (H) W 15-11, 15-5, 15-13
 S. 27 Southwest Baptist * # (A) W 15-5, 15-10, 15-6
 S. 30 Fort Hays State & (N) L 14-16, 1-15, 7-15
 S. 30 Morningside & (N) L 15-10, 11-15, 13-15, 12-15
 O. 1 Doane & (N) W 15-4, 8-15, 4-15, 15-4, 15-13
 O. 1 Drury & (N) W 15-11, 15-4, 9-15, 15-12
 O. 5 Oral Roberts (A) L 2-15, 11-15, 9-15
 O. 14 Washburn * # (N) W 15-9, 6-15, 15-8, 15-6
 O. 14 Missouri-St. Louis * # (N) W 12-15, 17-15, 15-8, 14-16, 15-11
 O. 15 Central Missouri * # (N) L 12-15, 8-15, 10-15
 O. 15 Missouri Western * # (N) L 5-15, 11-15, 15-11, 4-15
 O. 19 Emporia State * # (A) L 13-15, 3-15, 14-16
 O. 21 Missouri-St. Louis * # (A) W 15-7, 15-8, 15-9
 O. 22 Truman * # (A) L 10-15, 10-15, 13-15
 O. 26 Pittsburg State * # (H) L 6-15, 15-8, 5-15, 11-15
 O. 28 Mississippi Women ≈ (N) . L 11-15, 14-16, 15-12, 15-10, 7-15
 O. 28 Texas Woman's ≈ (A) W 15-8, 7-15, 16-14, 15-7
 O. 29 Eastern New Mexico ≈ (N) W 15-8, 11-15, 16-14, 15-8
 O. 29 Washburn ≈ (N) W 15-0, 15-7, 15-8
 N. 1 Drury (H) W 15-5, 15-8, 9-15, 15-7
 N. 2 Washburn * # (H) W 15-4, 15-6, 15-6
 N. 3 Oral Roberts (H) L 10-15, 3-15, 4-15
 N. 11 Southwest Baptist * # (N) W 15-2, 15-4, 15-9
 N. 11 Truman * # (N) W 15-11, 6-15, 15-12, 12-15, 15-11
 N. 12 Emporia State * # (N) W 15-3, 15-4, 14-16, 15-2
 N. 12 Northwest Missouri * # (N) W 16-14, 13-15, 15-5, 15-7
 * - MIAA match (10-8, fifth)

1995 * Head Coach: Debbie Traywick * 27-7

S. 7 Ozark Christian (H) W 15-2, 15-5, 15-5
 S. 8 Angelo State @ (H) W 15-10, 15-4, 15-7
 S. 8 Central Oklahoma @ (H) W 15-10, 11-15, 15-7, 15-4
 S. 9 Mississippi Women @ (H) . W 15-11, 12-15, 16-14, 2-15, 15-3
 S. 9 Central Arkansas @ (H) W 15-11, 15-9, 15-6
 S. 13 Pittsburg State * # (A) W 11-15, 15-12, 15-5, 15-13
 S. 19 Drury (H) W 15-11, 16-14, 15-8
 S. 22 Missouri-St. Louis * # (N) W 15-11, 17-15, 15-8
 S. 23 Central Missouri * # (N) L 8-15, 15-13, 7-15, 7-15
 S. 23 Emporia State * # (N) L 12-15, 15-12, 15-8, 13-15, 12-15

S. 27 Southwest Baptist * # (H) W 15-3, 15-4, 15-1
 O. 4 Missouri Western * # (A) L 13-15, 6-15, 15-17
 O. 7 Northwest Missouri * # (H) W 15-8, 12-15, 15-3, 16-14
 O. 7 Washburn * # (H) W 15-7, 15-8, 15-10
 O. 7 Truman * # (H) W 15-8, 11-15, 15-9, 15-6
 O. 10 Pittsburg State * # (H) W 15-7, 15-4, 15-13
 O. 13 St. Francis Σ (N) W 15-10, 15-7, 15-10
 O. 13 BYU-Hawaii Σ (N) L 6-15, 15-12, 3-15, 10-15
 O. 14 Florida Southern Σ (A) W 16-14, 15-3, 15-13
 O. 14 Bellarmine Σ (N) W 15-5, 16-14, 4-15, 15-10
 O. 20 Central Missouri * # (N) W 11-15, 15-6, 7-15, 15-12, 15-9
 O. 21 Missouri-St. Louis * # (N) L 13-15, 15-8, 11-15, 12-15
 O. 21 Emporia State * # (N) W 15-6, 15-12, 15-6
 O. 23 Ozark Christian (A) W 15-1, 15-5, 15-5
 O. 24 Southwest Baptist * # (A) W 15-6, 15-10, 15-6
 O. 27 Central Oklahoma ≈ (N) W 15-11, 15-3, 15-8
 O. 27 Texas Woman's ≈ (A) L 15-9, 15-9, 11-15, 1-15, 14-16
 O. 28 Mississippi Women ≈ (N) W 15-6, 15-6, 15-6
 O. 28 Henderson State ≈ (N) W 15-13, 15-10, 15-13
 N. 1 Missouri Western * # (H) W 12-15, 15-5, 16-14, 14-16, 15-13
 N. 8 Drury (A) W 15-5, 17-15, 15-12
 N. 10 Truman * # (N) W 13-15, 15-4, 15-11, 15-7
 N. 11 Northwest Missouri * # (N) W 15-17, 18-16, 15-10, 15-9
 N. 11 Washburn * # (A) L 3-15, 10-15, 17-15, 9-15
 * - MIAA match (13-5, fourth)

1996 * Head Coach: Debbie Traywick * 20-11

S. 6 SIU-Edwardsville @ (H) L 9-15, 15-7, 13-15, 11-15
 S. 6 Cameron @ (H) W 14-16, 15-9, 15-2, 13-15, 15-13
 S. 7 Fort Hays State @ (H) W 15-6, 15-6, 15-6
 S. 7 North Alabama @ (H) L 10-15, 15-10, 11-15, 15-6, 11-15
 S. 11 Pittsburg State * # (H) W 15-6, 15-7, 12-15, 15-2
 S. 13 Henderson State ¥ (N) W 15-4, 6-15, 16-14, 15-11
 S. 14 West Texas A&M ¥ (N) L 9-15, 4-15, 11-15
 S. 17 Southwest Baptist * # (A) W 15-11, 15-8, 15-11
 S. 18 Drury (A) W 15-7, 15-6, 15-2
 S. 20 Truman * # (A) L 1-15, 12-15, 9-15
 S. 21 Washburn * # (N) W 15-13, 11-15, 15-8, 15-12
 S. 25 Emporia State * # (A) L 12-15, 13-15, 15-11, 6-15
 O. 2 Central Missouri * # (H) L 8-15, 4-15, 6-15
 O. 4 East Texas State o (N) W 15-8, 15-6, 13-15, 15-5
 O. 4 Southern Arkansas o (N) W 15-3, 14-16, 15-4, 15-0
 O. 5 Henderson State o (A) L 8-15, 12-15, 16-14, 18-15
 O. 5 North Alabama o (N) L 7-15, 15-6, 16-18, 6-15
 O. 12 Missouri Western * # (N) W 15-7, 15-1, 15-3
 O. 12 Northwest Missouri State * # (N) W 15-10, 15-8, 15-5
 O. 16 Pittsburg State * # (A) W 15-6, 15-12, 15-3
 O. 23 Southwest Baptist * # (H) W 15-6, 15-9, 15-1
 O. 25 Washburn * # (N) W 15-9, 15-8, 15-4
 O. 26 Truman * # (N) L 8-15, 15-10, 16-18, 15-5, 5-15
 O. 29 Drury (A) W 15-8, 8-15, 15-7, 15-7
 O. 31 Emporia State * # (H) W 15-11, 15-4, 15-4
 N. 2 Columbia College (N) L 4-15, 8-15, 9-15
 N. 2 Central (Iowa) (N) W 14-16, 15-6, 15-7, 15-13
 N. 2 Peru State (N) W 15-5, 13-15, 9-15, 15-4, 15-11
 N. 7 Central Missouri * # (A) L 16-14, 8-15, 11-15, 6-15
 N. 15 Missouri Western * # (N) W 15-7, 15-4, 15-10
 N. 16 Northwest Missouri * # (N) W 16-14, 15-11, 15-7
 * - MIAA match (11-5, third)

1997 * Head Coach: Debbie Traywick * 10-17

S. 2 Ozark Christian (H) W 15-1, 15-7, 15-3
 S. 5 Fort Hays State @ (H) W 15-3, 15-6, 12-15, 15-10
 S. 5 Cameron @ (H) L 4-15, 15-6, 7-15, 14-16
 S. 6 Eastern New Mexico @ (H) L 15-5, 11-15, 13-15, 7-15
 S. 6 Arkansas Tech @ (H) L 16-14, 15-7, 9-15, 13-15, 13-15
 S. 13 Truman * # (A) W 15-12, 2-15, 15-11, 12-15, 15-11
 S. 17 Southwest Baptist * # (H) W 15-4, 15-11, 15-6
 S. 19 Washburn * # (H) L 13-15, 2-15, 10-15
 S. 20 Emporia State * # (H) L 3-15, 15-11, 6-15, 12-15
 S. 27 Central Missouri * # (A) L 5-15, 5-15, 2-15
 O. 1 Pittsburg State * # (H) L 17-19, 12-15, 12-15
 O. 3 Northwest Missouri * # (A) L 15-13, 15-8, 13-15, 10-15, 10-15
 O. 4 Missouri Western * # (A) L 11-15, 11-15, 5-15
 O. 10 North Alabama ≈ (N) L 5-15, 11-15, 15-6, 16-14, 11-15
 O. 10 Henderson State ≈ (N) L 13-15, 6-15, 8-15
 O. 11 Mississippi Women ≈ (N) W 15-5, 13-15, 15-3, 15-10
 O. 11 Texas Woman's ≈ (A) L 9-15, 5-15, 7-15
 O. 14 Southwest Baptist * # (A) W 13-15, 15-13, 16-14, 15-12
 O. 17 Emporia State * # (A) L 4-15, 7-15, 14-16
 O. 18 Washburn * # (A) L 15-13, 8-15, 8-15, 9-15
 O. 24 Truman * # (H) W 9-15, 15-7, 8-15, 15-3, 15-9
 O. 31 Central Missouri * # (H) L 14-16, 8-15, 8-15
 N. 1 Alabama-Huntsville (N) W 12-15, 15-11, 15-9, 15-10
 N. 5 Pittsburg State * # (A) W 10-15, 15-10, 15-8, 14-16, 15-9
 N. 12 Drury (A) L 15-12, 14-16, 11-15, 12-15
 N. 14 Northwest Missouri * # (H) W 15-11, 15-11, 15-13
 N. 15 Missouri Western * # (H) L 7-15, 16-14, 5-15, 9-15

Year-By-Year Results

* - MIAA match (6-10, sixth)

1998 * Head Coach: Debbie Traywick * 7-20

A. 4 Abilene Christian @ (H)	L 10-15, 4-15, 15-13, 16-14, 13-15
A. 4 Texas A&M-Kingsville @ (H)	L 7-15, 13-15, 9-15
A. 5 Central Oklahoma @ (H)	L 13-15, 15-13, 3-15, 5-15
A. 5 Fort Hays State @ (H)	L 3-15, 8-15, 5-15
A. 8 Ozark Christian (H)	W 15-7, 15-6, 15-8
A. 12 Truman * (A)	L 8-15, 8-15, 13-15
A. 15 Southwest Baptist * (A)	L 15-10, 15-17, 13-15, 11-15
A. 18 Washburn * (A)	L 15-12, 5-15, 15-7, 14-16, 14-16
A. 19 Emporia State * (A)	L 9-15, 7-15, 4-15
A. 26 Central Missouri * (H)	L 11-15, 10-15, 7-15
A. 30 Pittsburg State * (A)	W 15-5, 11-15, 15-5, 16-14
O. 2 Northwest Missouri * (H)	L 7-15, 10-15, 15-10, 16-14, 14-16
O. 3 Missouri Western * (H)	W 15-1, 7-15, 15-12, 15-8
O. 7 Drury (A)	L 11-15, 4-15, 6-15
O. 9 North Alabama o (N)	L 8-15, 5-15, 10-15
O. 9 Henderson State o (A)	L 13-15, 15-10, 9-15, 4-15
O. 10 SIU-Edwardsville o (N)	L 6-15, 3-15, 10-15
O. 10 Arkansas Tech o (N)	L 15-12, 9-15, 15-17, 11-15
O. 14 Southwest Baptist * (H)	W 15-6, 15-6, 12-15, 15-9
O. 16 Emporia State * (H)	L 12-15, 7-15, 6-15
O. 17 Washburn * (H)	W 15-9, 15-8, 15-11
O. 23 Truman * (H)	L 4-15, 11-15, 8-15
N. 4 Pittsburg State * (H)	W 15-10, 17-15, 11-15, 15-11
N. 5 Central Missouri * (A)	L 7-15, 7-15, 9-15
N. 11 Drury (H)	W 15-12, 7-15, 15-11, 15-3
N. 13 Northwest Missouri * (A)	L 11-15, 5-15, 14-16
N. 14 Missouri Western * (A)	L 7-15, 8-15, 7-15

* - MIAA match (5-11, eighth)

1999 * Head Coach: Debbie Traywick * 12-17

A. 27 Nebraska-Kearney Q (N)	L 2-15, 12-15, 2-15
A. 27 Adams State Q (N)	W 9-15, 15-10, 8-15, 15-6, 16-14
A. 28 Tarleton State Q (N)	L 10-15, 5-15, 15-8, 15-8, 13-15
A. 28 Fort Hays Q (N)	L 13-15, 13-15, 15-13, 15-5, 8-15
S. 3 Puerto Rico S (N)	L 12-15, 15-4, 13-15, 2-15
S. 3 Gardner-Webb S (N)	W 15-8, 15-12, 15-10
S. 4 Charleston S (N)	W 15-13, 15-3, 15-5
S. 4 Florida Southern S (A)	L 6-15, 8-15, 11-15
S. 9 Henderson State (H)	L 6-15, 15-10, 16-14, 16-12, 12-15
S. 10 Missouri Western (H)	W 15-9, 15-13, 16-14
S. 11 Northwest Missouri * (H)	L 7-15, 5-15, 12-15
S. 15 Pittsburg State * (H)	W 15-11, 17-15, 11-15, 15-0
S. 22 Central Missouri * (A)	L 4-15, 6-15, 12-15
S. 24 Emporia State * (A)	L 8-15, 6-15, 7-15
S. 25 Washburn * (A)	W 16-14, 15-11, 15-11
S. 28 Drury (H)	W 15-10, 15-1, 4-15, 15-10
O. 1 Truman * (H)	L 15-11, 9-15, 15-13, 8-15, 11-15
O. 8 Northwest Missouri * (A)	L 4-15, 14-16, 4-15
O. 9 Missouri Western * (A)	L 15-10, 6-15, 8-15, 12-15
O. 13 Southwest Baptist * (H)	W 15-3, 15-12, 15-5
O. 15 Central Missouri * (H)	L 7-15, 6-15, 15-17
O. 22 Truman * (A)	L 5-15, 6-15, 11-15
O. 29 Drury H (A)	W 16-18, 18-16, 15-8, 15-12
O. 30 Rockhurst H (N)	L 7-15, 5-15, 10-15
O. 30 Arkansas Tech H (N)	L 4-15, 10-15, 4-15
N. 2 Southwest Baptist * (A)	W 15-7, 15-14, 15-4
N. 10 Pittsburg State * (A)	W 15-5, 15-2, 15-6
N. 12 Washburn * (H)	W 15-9, 15-10, 15-8
N. 13 Emporia State * (H)	L 12-15, 15-3, 6-15, 8-15

* - MIAA match (7-9, sixth)

2000 * Head Coach: Debbie Traywick * 9-20

A. 25 Harding @ (H)	L 15-7, 12-15, 10-15, 12-15
A. 26 Texas Woman's @ (H)	W 9-15, 15-3, 15-3, 10-15, 15-9
A. 26 Henderson State @ (H)	W 3-15, 15-3, 15-4, 15-8
S. 1 Alabama-Huntsville * (A)	L 15-9, 6-15, 5-15, 10-15
S. 1 Arkansas Tech * (N)	L 3-15, 11-15, 15-8, 9-15
S. 2 Montevallo * (N)	L 12-15, 14-16, 9-15
S. 2 Valdosta State * (N)	L 15-17, 9-15, 9-15
S. 8 Missouri Western (A)	L 15-8, 15-8, 8-15, 8-15
S. 9 Northwest Missouri * (A)	W 2-15, 16-14, 15-9, 15-9
S. 13 Drury (H)	W 15-6, 12-15, 15-13, 15-8
S. 16 Central Missouri * (H)	L 4-15, 5-15, 5-15
S. 22 Emporia State * (H)	L 9-15, 15-9, 4-15, 14-16
S. 23 Washburn * (H)	L 9-15, 15-9, 13-15, 15-9, 10-15
S. 26 Southwest Baptist * (A)	W 17-15, 15-7, 13-15, 15-8
S. 29 Truman * (A)	L 3-15, 11-15, 3-15
O. 6 Northwest Missouri * (H)	L 17-19, 16-14, 6-15, 9-15
O. 7 Missouri Western * (H)	L 6-15, 15-8, 8-15, 9-15
O. 10 Washburn * (A)	L 7-15, 9-15, 1-15
O. 13 Central Missouri * (A)	L 6-15, 9-15, 8-15
O. 18 Drury (A)	L 14-16, 4-15, 16-18
O. 20 Truman * (H)	L 9-15, 11-15, 11-15
O. 25 Pittsburg State * (A)	14-16, 11-15, 10-15

O. 27 Mississippi Women H (N)	W 15-7, 15-12, 15-6
O. 27 Christian Brothers H (N)	W 11-15, 16-14, 15-10
O. 28 Dallas Baptist H (N)	W 15-1, 15-10, 15-7
O. 28 Arkansas Tech H (N)	L 8-15, 4-15, 10-15
N. 1 Southwest Baptist * (H)	L 15-13, 12-15, 8-15, 12-15
N. 4 Emporia State * (A)	L 15-4, 11-15, 15-13, 7-15, 11-15
N. 8 Pittsburg State * (H)	W 15-10, 15-13, 15-11

* - MIAA match (3-13, tied seventh)

2001 * Head Coach: Debbie Traywick * 21-9

A. 24 Christian Brothers m (N)	L 29-31, 30-28, 28-30, 26-30
A. 24 West Georgia m (N)	W 30-14, 30-16, 30-18
A. 25 Fort Valley State m (N)	W 30-22, 30-17, 30-26
A. 25 Valdosta State m (N)	W 29-31, 30-11, 30-16, 30-7
A. 31 Fort Hays State 6 (N)W 30-24, 30-28, 25-30, 27-30, 15-13	
S. 1 Columbia College 6 (N)	L 20-30, 26-30, 14-30
S. 1 Central Arkansas 6 (N)	W 30-22, 30-24, 30-24
S. 7 Missouri Western * (H)W 22-30, 30-27, 24-30, 32-30, 15-8	
S. 8 Northwest Missouri * (H)	W 30-21, 30-23, 30-21
S. 14 Central Missouri * (H)	L 26-30, 19-30, 30-26, 30-26, 7-15
S. 15 Truman State * (H)	L 17-30, 30-26, 23-30, 21-30
S. 19 Pittsburg State * (H)	L 30-26, 30-26, 26-30, 32-34, 12-15
S. 21 Emporia State * (A)	W 30-25, 24-30, 22-30, 30-25, 15-13
S. 22 Washburn * (A)	W 28-30, 30-26, 30-26, 30-20, 18-16
S. 25 Southwest Baptist * (A)	W 30-13, 30-9, 30-27
S. 29 Harding (H)	W 30-28, 27-30, 30-20, 27-30, 16-14
O. 6 Northwest Missouri * (A)	W 27-30, 32-30, 30-23, 30-27
O. 7 Missouri Western * (A)	L 25-30, 12-30, 20-30
O. 10 Drury (H)	W 30-19, 27-30, 30-26, 30-19
O. 12 West Alabama o (N)	W 30-27, 30-20, 30-26
O. 12 Southern Arkansas o (N)	W 30-26, 30-17, 30-19
O. 13 Ouachita Baptist o (A)	W 30-27, 30-20, 30-27
O. 13 College of Southwest o (N)	W 30-16, 30-21, 30-16
O. 17 Drury (A)	W 30-17, 30-22, 30-24
O. 19 Washburn * (H)	W 30-22, 31-33, 30-27, 30-22
O. 20 Emporia State * (H)	W 30-28, 31-29, 30-18
O. 26 Central Missouri * (A)	L 25-30, 18-30, 27-30
O. 31 Pittsburg State * (A)	L 24-30, 30-20, 17-30, 25-30
N. 3 Truman State * (A)	L 16-30, 18-30, 30-28, 19-30
N. 7 Southwest Baptist * (H)	W 30-24, 30-20, 30-22

* - MIAA match (9-7, tied fourth)

2002 * Head Coach: Debbie Traywick * 12-16

A. 30 Southern Colorado # (N)	W 30-23, 30-20, 31-29
A. 30 Adams State # (N)	L 28-30, 19-30, 28-30
A. 31 Nebraska-Omaha # (A)	L 27-30, 30-26, 30-32, 16-30
A. 31 Regis # (N)	L 22-30, 30-22, 27-30, 31-33
S. 4 Drury (A)	W 30-24, 30-27, 30-22
S. 6 Montevallo & (N)	W 29-31, 29-31, 30-21, 30-16, 15-10
S. 6 Henderson State & (N)	L 21-30, 30-28, 19-30, 30-26, 11-15
S. 7 Southeastern Oklahoma & (N)	W 30-20, 30-15, 30-14
S. 7 Harding & (A)	L 24-30, 27-30, 27-30
S. 10 Arkansas Tech (H)	W 27-30, 30-26, 30-16, 22-30, 15-13
S. 13 Truman * (A)	L 18-30, 25-30, 26-30
S. 18 Pittsburg State * (H)	W 30-28, 33-31, 24-30, 28-30, 15-9
S. 20 Northwest Missouri * (A)	L 22-30, 26-30, 28-30
S. 21 Missouri Western * (A)	W 20-30, 30-27, 15-30, 30-28, 15-13
S. 27 Emporia State * (H)	L 30-24, 30-21, 28-30, 24-30, 11-15
S. 28 Washburn * (H)	L 22-30, 25-30, 19-30
O. 2 Southwest Baptist * (H)	W 30-22, 30-22, 30-18, 30-17
O. 5 Alabama-Huntsville (H)	W 30-23, 30-18, 30-26
O. 9 Pittsburg State * (A)	L 22-30, 24-30, 28-30
O. 11 Missouri Western * (H)	L 21-30, 25-30, 27-30
O. 12 Northwest Missouri * (H)	W 30-18, 30-25, 30-21
O. 16 Drury (H)	L 23-30, 29-31, 30-23, 28-30
O. 19 Central Missouri * (A)	L 21-30, 27-30, 22-30
O. 25 Washburn * (A)	L 19-30, 14-30, 28-30
O. 26 Emporia State * (A)	L 19-30, 30-20, 13-30, 30-32
N. 1 Truman * (H)	W 29-31, 32-30, 30-27, 28-30, 15-12
N. 2 Central Missouri * (H)	L 26-30, 30-26, 22-30, 26-30
N. 12 Southwest Baptist * (A)	W 30-28, 30-21, 30-21

* - MIAA match (6-10, seventh)

2003 * Head Coach: Debbie Traywick * 17-13

A. 30 Central Okla. (A)	W 22-30, 27-30, 30-21, 30-23, 15-13
S. 6 Henderson State (H)	W 30-20, 26-30, 30-16, 30-17
S. 9 Arkansas Tech (H)	W 30-25, 30-21, 30-24
S. 12 Bellarmine ¶ (N)	W 30-26, 30-19, 30-17
S. 12 Midwestern State ¶ (N)	W 30-27, 30-26, 30-18
S. 13 West Florida ¶ (N)	L 28-30, 24-30, 18-30
S. 13 Central Arkansas ¶ (A)	W 30-14, 30-25, 30-14
S. 16 Southwest Baptist * (H)	W 30-17, 30-19, 30-20
S. 18 Pittsburg State * (A)	L 24-30, 24-30, 30-22, 33-31, 13-15
S. 24 Washburn * (A)	L 19-30, 25-30, 25-30
S. 26 Emporia State * (H)	L 32-30, 23-30, 18-30, 18-30
S. 27 Central Missouri * (H)L 18-30, 30-23, 32-30, 23-30, 12-15	
O. 1 Missouri Western * (H)	W 24-30, 30-19, 30-18, 30-22

O. 3 Truman * (A)	L 21-30, 16-30, 24-30
O. 4 Northwest Missouri * (A)	W 30-25, 30-21, 30-21
O. 7 Pittsburg State * (H)	W 18-30, 33-31, 29-31, 30-28, 15-10
O. 10 North Alabama o (N)	L 23-30, 22-30, 30-32
O. 10 Henderson State o (A)	W 30-19, 30-21, 30-24
O. 11 Harding o (N)	L 21-30, 19-30, 23-30
O. 11 West Alabama o (N)	W 33-31, 25-30, 30-21, 30-19
O. 14 Southwest Baptist * (A)	W 30-21, 30-19, 30-19
O. 21 Drury (H)	W 30-18, 30-27, 30-22
O. 22 Washburn * (H)	L 29-31, 19-30, 24-30
O. 24 Emporia State * (A)	W 30-27, 30-27, 16-30, 30-20
O. 29 Missouri Western * (A)	W 30-26, 30-26, 25-30, 30-25
O. 31 Truman * (H)	L 30-28, 18-30, 22-30, 26-30
N. 1 Northwest Missouri * (H)	W 30-12, 30-13, 30-26
N. 4 Drury (A)	L 30-23, 23-30, 24-30, 28-30
N. 6 Central Missouri * (A)	L 24-30, 23-30, 19-30
N. 11 Central Missouri ! (A)L 28-30, 30-28, 18-30, 30-27, 11-15	

* - MIAA match (8-8, sixth)



Chris Willis
2004 Present
77-92 (.445)

2004 * Head Coach: Chris Willis
* 14-18

A. 27 Christian Brothers & (N)	W 30-19, 30-23, 30-27
A. 27 Henderson State & (N)	L 33-31, 11-30, 27-30, 19-30
A. 28 Harding & (A)	L 26-30, 30-28, 30-25, 20-30, 11-15
A. 28 Tex. A&M-Com & (N)	W 30-16, 27-30, 30-23, 28-30, 15-10
S. 7 Drury (A)	W 30-20, 30-14, 30-23
S. 10 West Texas A&M # (N)	W 30-28, 30-20, 30-26
S. 10 Central Oklahoma # (N)	L 14-30, 25-30, 17-30
S. 11 Cameron # (A)	L 26-30, 26-30, 26-30
S. 14 Southwest Baptist * (N)	W 24-30, 30-27, 30-18, 30-18
S. 16 Arkansas Tech (A)	L 30-22, 26-30, 30-26, 27-30, 13-15
S. 18 Henderson State (H)	L 28-30, 30-23, 25-30, 25-30
S. 22 Washburn * (H)	L 30-32, 28-30, 28-30
S. 24 Emporia State * (A)	L 19-30, 22-30, 28-30
S. 25 Central Missouri * (A)	L 22-30, 15-30, 21-30
S. 29 Missouri Western * (A)W 30-22, 27-30, 25-30, 30-25, 15-9	
O. 1 Truman * (H)	L 19-30, 30-26, 17-30, 24-30
O. 2 Northwest Missouri * (H)	W 33-31, 30-23, 31-29
O. 5 Pittsburg State * (H)	L 22-30, 27-30, 23-30
O. 8 Ouachita Baptist o (A)	W 30-19, 30-25, 26-30, 30-28
O. 8 Southern Arkansas o (N)	W 30-22, 30-16, 30-18
O. 9 Harding o (N)	W 30-23, 24-30, 30-23, 31-29

2005 * Head Coach: Chris Willis * 11-22

A. 26 Quincy @ (H).....	W 29-31, 30-23, 30-26, 32-30
A. 26 Central Arkansas @ (H).....	L 21-30,30-21,17-30,25-30
A. 27 Henderson State @ (H)W 30-22,24-30,18-30,30-20,15-10	
A. 27 Missouri-St. Louis @ (H).....	W 30-24,30-20,30-22
S. 2 Southern Indiana + (N).....	L 28-30,32-30,28-30,24-30
S. 3 SIU Edwardsville + (A).....	L 25-30,21-30,20-30
S. 3 Northern Michigan + (N).....	L 23-30,30-23,17-30,19-30
S. 6 Drury (A).....	W 30-20,27-30,30-28,30-25
S. 9 Missouri St. Louis ¥ (N).....	W 30-20,32-34,30-26,30-21
S. 9 North Alabama ¥ (N).....	L 22-30,26-30,25-30
S. 13 Southwest Baptist * (H).....	W 24-30,32-30,30-19,30-17
S. 16 Arkansas Tech (H).....	L 30-23,24-30,28-30,28-30
S. 17 Harding (H).....	L 29-31,28-30,28-30
S. 21 Washburn * (A).....	L 17-30,19-30,19-30
S. 23 Emporia State * (H).....	L 22-30,26-30,23-30
S. 24 Central Missouri * (H).....	L 15-30,30-25,17-30,22-30
S. 28 Missouri Western * (H).....	L 30-27,21-30,20-30,24-30
S. 10 Truman * (A).....	L 15-30,27-30,25-30
O. 1 Northwest Missouri * (A) L 30-22,20-30,30-28,17-30,6-15	
O. 7 Ouachita Baptist o (A).....	W 24-30,30-24,27-30,30-27,17-15
O. 7 North Alabama o (N).....	L 30-28,25-30,16-30,29-31
O. 8 West Georgia o (N).....	W 26-30,30-20,30-25,30-23
O. 8 Harding o (N).....	L 30-32,21-30,19-30
O. 11 Southwest Baptist * (A).....	W 30-22,27-30,30-22,30-26
O. 14 Pittsburg State * (H).....	W 30-26,30-32,30-32,30-24,15-11
O. 19 Washburn * (H).....	L 30-28,20-30,18-30,19-30
O. 21 Emporia State * (A).....	L 28-30,19-30,30-22,13-30
O. 21 Central Missouri * (A).....	L 25-30,27-30,20-30
O. 26 Missouri Western * (A).....	L 25-30,28-30,23-30
O. 28 Truman * (H).....	L 27-30,19-30,19-30
O. 29 Northwest Missouri * (H).....	L 33-35,17-30,27-30
O. 31 Drury (H).....	W 30-25,30-26,30-28
N. 2 Pittsburg * (A).....	L 30-23,19-30,28-30,26-30
*.....MIAA match (3-13, eighth)	

Year-By-Year Results

2006 * Head Coach: Chris Willis * 23-12

A. 25 Northwest Missouri (H)..... W 18-30, 30-15, 30-25, 31-29
A. 25 Missouri-St. Louis (H)..... W 30-22, 30-16, 30-20
A. 26 University of St. Mary (H) W 30-26, 30-23, 28-30, 30-16
A. 26 Henderson State (H) .W 30-12, 34-32, 31-33, 23-30, 15-9
A. 29 Arkansas Tech (H)..... W 30-23, 30-22, 30-22
S. 1 Northwood (N) W 30-23, 24-30, 34-32, 27-30, 16-14
S. 1 Quincy (A)..... W 21-30, 30-16, 30-15, 25-30, 15-7
S. 2 Missouri-St. Louis (N)..... L 30-25, 27-30, 21-30, 28-30
S. 2 Southwest Baptist (N)..... W 30-20, 30-20, 30-17
S. 5 Emporia State* (H) W 23-30, 30-21, 30-24, 30-28
S. 8 Angelo State (N)..... W 30-18, 30-22, 30-21
S. 8 Lubbock Christian (N)..... W 30-22, 30-27, 30-15
S. 9 Abilene Christian (A) W 30-24, 30-18, 30-25
S. 9 Ouachita Baptist (H) W 30-18, 30-21, 30-18
S. 15 Fort Hays State* (A)..... W 30-26, 30-23, 30-25
S. 15 #8 Washburn* (A)..... L 28-30, 26-30, 30-19, 29-31
S. 19 Southwest Baptist* (A)..... W 29-31, 26-30, 30-20, 30-27, 17-15
S. 22 Pittsburg State* (H)..... W 30-20, 30-27, 28-30, 30-27
S. 23 Harding (H)..... W 30-27, 30-26, 30-27
S. 23 Drury (H)..... W 30-12, 30-26, 30-15
S. 27 Northwest Missouri* (H) .. W 23-30, 30-19, 30-22, 30-18
S. 28 #19 Southern Illinois (H)..... L 31-29, 28-30, 26-30, 20-30
S. 30 #11 Central Missouri* (H) L 30-32, 24-30, 28-30
O. 6 #2 Truman* (A)..... L 21-30, 30-32, 25-30
O. 7 Missouri Western* (A) W 31-29, 30-25, 30-26
O. 10 Emporia State* (A)..... L 25-30, 27-30, 19-30
O. 13 #19 North Alabama (N)..... L 18-30, 19-30, 14-30
O. 13 Arkansas Monticello (N) .. W 30-26, 30-27, 25-30, 30-27
O. 14 Alabama Huntsville (N)..... L 29-31, 30-15, 27-30, 19-30
O. 14 Arkansas Tech (N)..... W 28-30, 28-30, 30-26, 30-28, 20-18
O. 21 #15 Washburn* (H)..... L 19-30, 25-30, 30-24, 22-30
O. 25 Pittsburg State* (A) L 20-30, 30-27, 23-30, 30-26, 10-15
O. 28 Fort Hays State* (H) W 30-19, 28-30, 30-16, 30-15
O. 31 #15 Central Missouri (A) L 24-30, 19-30, 27-30
N. 9 #17 Central Missouri (N) ..L 17-30, 30-25, 19-30, 21-30
* - MIAA match (7-6, eighth)

2007 * Head Coach: Chris Willis * 15-17

A. 24 Angelo State (H) W 30-16, 30-20, 30-24
A. 24 Central Oklahoma (H)..... L, 30-24, 28-30, 25-30, 26-30
A. 25 Mo.-St. Louis (H)..... L, 30-27, 27-30, 28-30, 30-27, 11-15
A. 25 Drury (H) W, 30-15, 27-30, 30-23, 30-28
A. 28 Arkansas Tech (A) .. W, 30-25, 19-30, 17-30, 30-28, 15-13
A. 31 UTPB (N) W, 30-28, 30-23, 30-27
A. 31 Central Oklahoma (N)..... L, 27-3, 30-32, 30-27, 22-30
S. 1 Harding (N) W, 30-24, 22-30, 30-26, 28-30, 15-11
S. 1 Texas Womans (A)..... W, 32-30, 23-30, 30-26, 28-30, 15-8
S. 7 Montevallo (N) W, 30-24, 30-24, 30-23
S. 7 E. New Mexico (N)..... W, 30-19, 26-30, 30-21, 30-24
S. 8 Henderson Sate (N) W, 30-19, 30-23, 30-28
S. 8 Harding (A)..... L, 23-30, 22-30, 25-30
S. 12 Emporia State* (A)..... L, 20-30, 27-30, 25-30
S. 14 #12 Pittsburg State* (H)..... L, 28-30, 16-30, 28-30
S. 21 Fort Hays State* (A)..... W, 27-30, 30-25, 30-19, 30-20
S. 22 #7 Washburn* (A)..... L, 19-30, 19-30, 25-30
S. 26 Missouri Western* (H)..... L, 30-26, 25-30, 30-22, 24-30, 14-16
S. 29 Southwest Baptist*(H)..... L, 31-33, 31-29, 30-21, 19-30, 11-15
O. 3 NW. Missouri* (A)..... L, 16-30, 30-28, 21-30, 27-30
O. 5 Texas A&M Com. (N) W,31-29, 38-40, 23-30, 32-30, 15-12
O. 5 SW. Okla. St. (A)..... W, 30-22 30-19, 28-30, 30-18
O. 6 Cameron (N)..... L, 27-30, 30-21, 28-30, 32-30, 13-15
O. 11 #6 Truman* (H)..... L, 26-30, 23-30, 24-30
O. 13 #24 West Florida (H)..... W, 30-26, 30-24, 30-26
O. 19 #21 Emporia State* (H)..... L, 30-28, 23-30, 23-30, 26-30
O. 20 SE. Okla. St. (H)..... W, 30-17, 28-30, 30-24, 30-19
O. 26 Fort Hays State* (H)..... W, 30-26, 30-19, 34-32
O. 27 #5 Washburn* (H)..... L, 28-30, 17-30, 30-27, 27-30
O. 31 #18 Pittsburg State* (A) L, 25-30, 27-30, 27-30
N. 6 #5 Truman (A)..... L, 23-30, 27-30, 26-30
* - MIAA match (2-11, 4th MIAA West)

2008 * Head Coach: Chris Willis * 10-22

A.28 at St. Mary's (Texas)L,25-15,23-25,20-25,25-18,12-15
A.29 vs RollinsL,25-5,25-27,22-25,21-25
A.29vs Augustana L,25-19,25-27,20-25,17-25
A.30 vs Eastern New Mexico..... W,27-25,22-25,30-28,25-18
S.05 DALLAS BAPTISTL,25-23,22-25,25-20,18-25,13-15
S.05 CENTRAL OKLAHOMA..... W,25-18,25-11,25-18
S.06 MIDWESTERN STATE..L,19-25,25-20,17-25,25-21,10-15
S.06 DRURYW,25-23,25-22,19-25,19-25,15-9
S.13 at Missouri S&T W,25-17,25-17,25-19
S.17 at Nebraska-Omaha..... L,15-25,21-25,22-25

S.19 #17 CENTRAL MISSOURI..... L,14-25,19-25,25-22,13-25
S.23 at Northwest Missouri L,20-25,18-25,19-25
S.26 #11 TRUMANL,21-25,20-25,15-25
S.27 MISSOURI WESTERN W,26-24,25-12,25-15
O.03 ABILENE CHRISTIAN W,25-21,25-21,14-25,25-18
O.04 vs #3 West Texas A&M L,12-25,13-25,13-25
O.04 vs Angelo State..... L,23-25,22-25,21-25
O.08 #8 WASHBURN..... L,18-25,25-27,13-25
O.10 at Fort Hays State L,15-25,19-25,23-25
O.11 at #11 Emporia State..... L,9-25,20-25,11-25
O.15 #15 PITTSBURG STATE..... L,16-25,25-22,21-25,17-25
O.17 at Southwest BaptistL,25-17,20-25,26-24,18-25,8-15
O.22 NEBRASKA-OMAHA..... L,17-25,28-30,25-18,18-25
O.24 at #13 Central Missouri L,9-25,17-25,13-25
O.29 NORTHWEST MISSOURI W,25-23,25-14,25-16
O.31 at #11 Truman L,22-25,18-25,16-25
N.01 at Missouri Western W,22-25,21-25,25-14,25-23,15-11
N.04 at #7 WashburnL,11-25,21-25,11-25
N.07 FORT HAYS STATE..... W,25-20,22-25,25-12,25-23
N.08 #5 EMPORIA STATE L,20-25,15-25,18-25
N.12 at #13 Pittsburg State..... L,25-19,12-25,23-25,20-25
N.14SOUTHWEST BAPTISTW,25-22,25-17,20-25,23-25,15-13



MIAA Commissioner
Jim Johnson
Phone: (816) 421-6422
Fax: (816) 421-6423
jjohnson@themiaa.com



Assistant Commissioner
for Championships &
Business Development
Larry House
Phone: (816) 421-6422
lhouse@themiaa.com



Assistant Commissioner
for Compliance
Natasha Oakes
Phone: (816) 421-6422
noakes@themiaa.com



Director of
Communications
Kellen Coleman
Phone: (816) 421-6422
kcoleman@themiaa.com



The MIAA

Over the past 97 years, the MIAA has gained the reputation of being one of the top NCAA Division II conferences in the nation.

MIAA student-athletes have won 12 NCAA team championships and, since 1964, 153 individual national titles. The MIAA currently conducts championships in eight sports for men and eight for women.

For the men, champions are crowned in football, cross country, basketball, indoor and outdoor track & field, baseball, tennis and golf. The women compete for titles in volleyball, cross country, soccer, basketball, indoor and outdoor track & field, softball and tennis.

The MIAA turned a new page on July 1, 1992, when the NCAA Division II conference changed its name from the Missouri Intercollegiate Athletic Association to the Mid-America Intercollegiate Athletics Association.

The decision to make the change originated in 1989, when Pittsburg State University and Washburn University became the first schools outside the state of Missouri to gain membership in the MIAA.

The conference was first organized in 1912 with 14 member institutions. Of those original members, Central Missouri State University, Truman State University, and Northwest Missouri State University still remain a part of the MIAA.

The first change in membership came in 1924, when the MIAA reorganized to include only the five regional Missouri state colleges: Central, Truman (at the time known as Northeast Missouri State), Northwest, Southeast Missouri State University and Southwest Missouri State University (now Missouri State).

Over the next 56 years, three schools joined the membership: the Missouri School of Mines (now University of Missouri-Rolla) in 1935, Lincoln University in 1970, and the University of Missouri-St. Louis in 1980.

The 1980s brought the biggest changes in the conference. In 1981, Southwest Missouri State University opted to move to NCAA Division I and the MIAA appointed its first full-time commissioner, Ken Jones, in July.

He would be in the position for 16 years, retiring in 1997. Former Gulf South and Metro commissioner Ralph McFillen succeeded Jones, serving 10 years before his retirement in 2007. Jim Johnson succeeded McFillen in July of that year.

Southwest Baptist University brought membership back to eight schools in 1986, before the major expansion of the conference in 1989. Pittsburg State, Washburn, Missouri Southern State College (now University) and Missouri Western State College (now University) – formerly members of the Central States Intercollegiate Conference – began competition in the 1989-90 season.

Southeast Missouri State left the MIAA following the 1990-91 season to move on to NCAA Division I, and was replaced by Emporia State University in the 1991-92 season.

In August 1991, Judy Willson was hired as the MIAA's first full-time sports information director. She left in 1994, and was succeeded by Matt Newbery, formerly the assistant sports information director at Pittsburg State. A third full-time staff member was added in 2005, as former Emporia State track and field athlete Natasha Oakes was hired as the assistant to the commissioner for compliance. Larry House joined the staff in August 2007 as coordinator of external affairs and Kellen Coleman was added this summer as Director of Communications.

The current membership of the MIAA is at 11 schools, with the departure of Missouri-St. Louis in 1996 and Missouri-Rolla in 2005, the forfeiture of membership by Lincoln in 1999 and the addition of Fort Hays State University in 2006 and The University of Nebraska-Omaha in 2008.



MIAA Members

School	Joined	School	Joined	School	Joined
Emporia State University	1991	University of Nebraska-Omaha	2008	Truman State University	1912
Fort Hays State University	2006	Northwest Missouri State University	1912	University of Central Missouri	1912
Missouri Southern State University	1989	Pittsburg State University	1989	Washburn University	1989
Missouri Western State University	1989	Southwest Baptist University	1986		

MIAA Volleyball Champions

Year	School	MIAA Record *	Head Coach	Year	School	Record	Head Coach
2008	Emporia State	18-2	Bing Xu	1992	Central Missouri State	17-1	Peggy Martin
2007	Truman	12-1	Jason Skoch	1991	Central Missouri State	9-0	Peggy Martin
2006	Truman	13-0	Jason Skoch	1990	Central Missouri State	8-1	Peggy Martin
2005	Truman	13-3	Jason Skoch	1989	Central Missouri State	9-0	Peggy Martin
2004	Truman	16-0	Qi Wang	1988	Central Missouri State	9-0	Peggy Martin
2003	Truman	15-1	Qi Wang	1987	Central Missouri State	6-0	Peggy Martin
2002	Washburn	14-2	Chris Herron	1986	Central Missouri State	6-0	Peggy Martin
2001	Truman	16-0	Qi Wang	1985	Central Missouri State	5-0	Peggy Martin
2000	Central Missouri State	15-1	Peggy Martin	1984	Central Missouri State	4-1	Peggy Martin
1999	Truman	15-1	Becky Eggering	1983	Central Missouri State	5-0	Peggy Martin
1998	Central Missouri State	15-1	Peggy Martin	1982	Central Missouri State	***	Peggy Martin
1997	Central Missouri State	16-0	Peggy Martin				
1996	Central Missouri State	15-1	Peggy Martin				
1995	Central Missouri State	16-2	Peggy Martin				
1994	Central Missouri State	17-1	Peggy Martin				

MIAA Titles Won or Shared: Central Missouri State 19, Truman 6, Washburn 1, Emporia State, 1. * = MIAA champion determined through postseason tournament 1982-1992 & 2003-Present, regular season double round-robin record 1993-2002.

MIAA Review

Final 2008 MIAA Standings

	W	L	SW	SL	MIAA Pct.	Overall W	L	SW	SL	Pct.
x- ESU (5)	18	2	54	15	0.900	34	4	103	23	0.895
TSU (4)	16	4	52	20	0.800	33	8	105	39	0.805
WU (13)	15	5	50	17	0.750	30	6	95	24	0.833
UCM (11)	15	5	48	20	0.750	29	10	93	38	0.744
PSU (16)	14	6	48	25	0.700	28	8	91	36	0.778
UNO	12	8	41	28	0.600	16	16	62	54	0.500
NWMSU	7	13	24	46	0.350	10	23	41	79	0.303
SBU	5	15	21	52	0.250	13	20	51	75	0.394
MSSU	5	15	21	50	0.250	10	22	44	75	0.313
FHSU	2	18	17	54	0.100	9	25	44	80	0.265
MWSU	1	19	10	59	0.050	4	32	30	103	0.111

Bison/AVCA D-II Top 25 ranking in parenthesis
x=MIAA Champion

Final 2008 MIAA Team Statistics

Hitting Percentage					Assists per Game				Digs per Game					
	Gm	Kills	Err	Att.	Pct.		Gm	Ast.	Avg.		Gm	Digs	Avg.	
PSU	127	1841	570	4838	.263	Emporia State	126	1700	13.49	Nebraska-Omaha....	116	2139	18.44	
ESU	126	1828	659	4686	.249	Pittsburg State	127	1708	13.45	Washburn	119	2137	17.96	
TSU	144	2009	701	5272	.248	Central Missouri	131	1738	13.27	Central Missouri	131	2330	17.79	
WU	119	1696	573	4545	.247	Washburn	119	1531	12.87	Truman	144	2514	17.46	
UCM	131	1874	662	5142	.236	Truman	144	1847	12.83	Pittsburg State	127	2197	17.30	
UNO	116	1537	639	4484	.200	Nebraska-Omaha	116	1429	12.32	Fort Hays State	124	2120	17.10	
SBU	126	1454	633	4669	.176	Fort Hays State	124	1415	11.41	Emporia State.....	126	2130	16.90	
MSSU	119	1416	702	4253	.168	Missouri Southern	119	1302	10.94	Southwest Baptist ..	126	2119	16.82	
NWMO	120	1401	716	4390	.156	Northwest Mo. State	120	1310	10.92	Northwest Mo.	120	1961	16.34	
FHSU	124	1524	877	4817	.134	Southwest Baptist	126	1352	10.73	Missouri Southern	119	1746	14.67	
MWSU	133	1261	869	4730	.083	Missouri Western	133	1159	8.71	Missouri Western ...	133	1876	14.11	
Kills per Game					Service Aces per Game				Blocks per Game (TB=BS+1/2 BA)					
	Gm	Kills		Avg.		Gm	SA	Avg.		Gm	BS	BA	TB	Avg.
Emporia State.....	126	1828		14.51	Central Missouri	131	171	1.31	Truman	144	94	522	355.0	2.47
Pittsburg State	127	1841		14.50	Nebraska-Omaha.....	116	136	1.17	Emporia State.....	126	71	458	300.0	2.38
Central Missouri	131	1874		14.31	Truman	144	159	1.10	Southwest Baptist ...	126	62	411	267.5	2.12
Washburn	119	1696		14.25	Pittsburg State	127	129	1.02	Nebraska-Omaha....	116	19	448	243.0	2.09
Truman	144	2009		13.95	Missouri Southern.....	119	120	1.01	Washburn	119	74	340	244.0	2.05
Nebraska-Omaha.....	116	1537		13.25	Washburn	119	117	0.98	Pittsburg State	127	42	411	247.5	1.95
Fort Hays State	124	1524		12.29	Fort Hays State	124	116	0.94	Northwest Mo.	120	29	366	212.0	1.77
Missouri Southern.....	119	1416		11.90	Southwest Baptist	126	112	0.89	Central Missouri	131	39	375	226.5	1.73
Northwest Mo. State	120	1401		11.68	Emporia State.....	126	111	0.88	Missouri Western ...	133	57	340	227.0	1.71
Southwest Baptist	126	1454		11.54	Northwest Mo. State	120	94	0.78	Missouri Southern.	119	44	308	198.0	1.66
Missouri Western	133	1261		9.48	Missouri Western	133	100	0.75	Fort Hays State	124	35	277	173.5	1.40

Final 2008 MIAA Individual Leaders

Hitting Percentage (Min. 4.0 attacks per game)								Kills per game					
Player	Team	Cl	G	K	E	TA	Pct.	Player	Team	Cl	G	No.	Avg
Igbini, Linda	PSU	SR	127	353	81	739	.368	Shepard, Arica	ESU	JR	126	473	3.75
Thommes, Ellen	UNO	JR	116	353	76	786	.352	Williams, Sammie	PSU	SR	112	399	3.56
Lacy, Mollie	WU	FR	107	289	72	637	.341	Rezende, Lilian	FHSU	JR	123	434	3.53
Williams, Jacquelyn	UCM	SR	128	278	56	677	.328	Huffman, Allie	UCM	FR	131	454	3.47
Carter, Hannah	ESU	SR	126	301	80	677	.326	Harris, Paula	UCM	FR	127	424	3.34
Keck, Melissa	TSU	SR	127	305	74	752	.307	Kampschnieder, Sara	UNO	JR	99	307	3.10
Cherven, Allie	TSU	SR	140	345	131	713	.300	Thommes, Ellen	UNO	JR	116	353	3.04
Jurgensmeyer, Ashley	SBU	FR	126	377	107	911	.296	Miesner, Monica	WU	SR	115	346	3.01
Miller, Brittny	ESU	SO	126	341	115	783	.289	Jurgensmeyer, Ashley	SBU	FR	126	377	2.99
Harris, Paula	UCM	FR	127	424	165	906	.286	Medina, Eli	TSU	SR	132	393	2.98

MIAA Review

Final 2008 MIAA Individual Leaders (continued)

Assists per Game

Player	Team	Cl	G	No.	Avg.
Liu, Ting	ESU	SO	126	1534	12.17
Pankratz, Caitlin	UCM	JR	131	1491	11.38
Hampson, Kate	WU	JR	119	1248	10.49
Myers, Emily	UNO	FR	94	937	9.97
Wallace, Brianna	SBU	SO	126	1186	9.41
Swenson, Katie	NWMSU	SO	96	883	9.20
Vosseler, Emily	PSU	JR	127	992	7.81
Hoffman, Whitney	FHSU	SR	124	911	7.35
Joles, Sarah	MSSU	SR	111	680	6.13
Petak, Ashley	TSU	SO	142	869	6.12

Service Aces per Game

Player	Team	Cl	G	No.	P/G
Grelowska, Klaudia	PSU	SR	124	42	0.34
Fister, Rachel	UCM	SO	131	38	0.29
Jansen, Kayla	UNO	JR	105	30	0.29
Rice, Annie	UNO	SR	116	31	0.27
Peterson, Carrie	UCM	SR	129	32	0.25
Hammerbacher, Kari	MSSU	JR	118	29	0.25
Miesner, Monica	WU	SR	115	27	0.23
Petak, Ashley	TSU	SO	142	32	0.23
Stewart, Kelsey	SBU	JR	103	23	0.22
Joles, Sarah	MSSU	SR	111	24	0.22

Blocks per Game

Player	Team	Cl	G	BS	BA	TB	Avg.
Thommes, Ellen	UNO	JR	116	6	132	138.0	1.19
Igbinigie, Linda	PSU	SR	127	19	128	147.0	1.16
Carter, Hannah	ESU	SR	126	34	111	145.0	1.15
Cherven, Allie	TSU	SR	140	29	132	161.0	1.15
Jurgensmeyer, Ashley	SBU	FR	126	24	115	139.0	1.10
Boner, Brianne	ESU	SO	121	20	107	127.0	1.05
Nitz, Stephanie	WU	SR	90	19	74	93.0	1.03
Weber, Lisa	TSU	SR	134	27	106	133.0	0.99
Ryan, Amber	NWMSU	SO	120	7	95	102.0	0.85
Heim, Kylie	SBU	FR	125	10	96	106.0	0.85

Ridolfi, Audra MWSU SO 115 18 116 134.0 1.17

Digs per Game

Player	Team	Cl	G	No.	Avg.
Spangenberg, Paige	NWMSU	SO	120	654	5.45
Fister, Rachel	UCM	SO	131	688	5.25
Lapham, Katelyn	FHSU	SO	105	511	4.87
Jansen, Kayla	UNO	JR	105	505	4.81
Perry, Shyrak	SBU	SR	126	605	4.80
Cartagena, Pamela	PSU	JR	113	540	4.78
Boehler, Whitney	TSU	SR	142	653	4.60
Smith, Molly	WU	SO	119	534	4.49
Wilson, Cassie	PSU	SO	114	498	4.37
Byfield, Amy	ESU	JR	126	529	4.20

Points per Game

Player	Team	Cl	G	K	SA	BS	BA	Pts.	Avg.
Shepard, Arica	ESU	JR	126	473	9	7	45	511.5	4.06
Rezende, Lillian	FHSU	JR	123	434	20	7	37	479.5	3.90
Williams, Sammie	PSU	SR	112	399	16	4	35	436.5	3.90
Harris, Paula	UCM	FR	127	424	8	9	97	489.5	3.85
Thommes, Ellen	UNO	JR	116	353	14	6	132	439.0	3.78
Jurgensmeyer, Ashley	SBU	FR	126	377	15	24	115	473.5	3.76
Huffman, Allie	UCM	FR	131	454	12	5	26	484.0	3.69
Kampschnieder, Sara	UNO	JR	99	307	14	2	44	345.0	3.48
Miesner, Monica	WU	SR	115	346	27	3	44	398.0	3.46
Igbinigie, Linda	PSU	SR	127	353	0	19	128	436.0	3.43

Players listed meet or exceed the minimums and have played in at least 66.67 percent of their team's games.



2008 All-MIAA Team

First Team

++Allie Cherven, TSU	MH 6-1	Sr.	St. Charles, Mo.
\$\$Monica Miesner, WU	OH 5-11	Sr.	Florissant, Mo.
++Arica Shepard, ESU	OH 5-9	Jr.	Rossville, Kan.
*Sammie Williams, PSU	RH 6-1	Sr.	Independence, Mo.
++Pamela Cartagena, PSU	OH 5-7	Jr.	Bayamon, P.R.
+Melissa Keck, TSU	RH 6-0	Sr.	Belleville, Ill.
*Ting Liu, ESU	S 6-1	So.	Beijing, China
Rachel Fister, UCM	L 5-9	So.	Labadie, Mo.
*=Unanimous choice			
+=Repeat first-team choice from 2007			
++=Repeat first-team choice from 2006 & 2007			
\$\$=Repeat first-team choice from 2005 & 2007			

Second Team

Paula Harris, UCM	MH 6-1	Fr.	Conway Springs, Kan.
Allie Huffman, UCM	OH 5-11	Fr.	Lee's Summit, Mo.
Linda Igbinigie, PSU	MH 6-4	Sr.	Richardson, Texas
Megan Koster, ESU	OH 5-10	Sr.	Clay Center, Kan.
Eli Medina, TSU	OH 5-8	Sr.	Kansas City, Mo.
Ellen Thommes, UNO	MH 6-0	Jr.	Omaha, Kan.
Caitlin Pankratz, UCM	S 5-7	Jr.	Buhler, Kan.
Whitney Boehler, TSU	L 5-10	Sr.	Olathe, Kan.

Third Team

Hannah Carter, ESU	MH 6-0	Sr.	Olathe, Kan.
Ashley Jurgensmeyer, SBU	MH 6-1	Fr.	Osceola, Mo.
Sara Kampschneider, UNO	OH 5-10	Jr.	Dodge, Neb.
Mollie Lacy, WU	MH 5-11	Fr.	Lincoln, Neb.
Brittney Miller, ESU	RH 5-10	So.	Paola, Kan.
Ashley Shepard, WU	OH 5-10	So.	Rossville, Kan.
Kate Hampson, WU	S 5-7	Jr.	Fort Collins, Colo.
Kayla Jansen, UNO	L 5-6	Jr.	Omaha, Neb.

Honorable Mention

Sara Falcone, NWMSU, Klaudia Grelowska, PSU Dana Hanselmann, TSU Lillian Rezende, FHSU Ashlee Russell, MSSU Amber Ryan, NWMSU Kelli Sicner, MWSU Stephanie Nitz, WU Jacquelyn Williams, UCM Emily Myers, UNO Ashley Petak, TSU Emily Vosseler, PSU Amy Byfield, ESU Kari Hammerbacher, MSSU Molly Smith, WU Paige Spangenberg, NWMSU

Most Valuable Player: Ting Liu, S, ESU

Freshman of the Year: Allie Huffman, OH, UCM

Coach of the Year: Bing Xu, ESU

MIAA Records

Team Records

Matches Won

Season: 50 – CMSU 1983
Consecutive: 37 – CMSU 1983, TSU 2004

Matches Lost

Season: 36 – UMSL 1983
Consecutive: 36 – SBU 2001-02

Kills

Match: 114 – SBU vs. PSU, 10-14-94
Season: 2417 – CMSU 1995; TSU 2002

Hitting Percentage

Match: .704 – CMSU vs. Newman (Kan.), 9-29-87
Season: .353 – CMSU 1986

Assists

Match: 101 – SBU vs. PSU, 10-14-94
Season: 2272 – CMSU 1995

Service Aces

Match: 22 – SBU vs. Ozarks (Mo.), 9-9-91; SBU vs. PSU, 9/19/91; SBU vs. John Brown (Ark.), 11-7-96
Season: 613 – NWMSU 1984

Digs

Match: 186 – CMSU vs. Drury (Mo.), 10-3-03
Season: 3283 – NWMSU 1989

Total Blocks

(TB=BS+[BA/2])
Match: 39.5 – SBU vs. PSU, 10-15-94

Season: 779 – MWSC 1995

Individual Records

Kills

Match: 41 – Daria McConnell, CMSU vs. Alaska-Anchorage, 10-2-99
Season: 809 – Shelly Lowery, MWSC 1994
Career: 2189 – Becky Belland, CMSU 1987-90

Attempts

Match: 103 – Daria McConnell, CMSU vs. Alaska-Anchorage, 10-2-99
Season: 1955 – Christie Hackmann, TSU 1995
Career: 5768 – Neely Forbes, TSU 1991-94

Hitting Percentage (Min. 4 Att./G)

Match: .941 – Becky Belland, CMSU vs. MSSU, 10-21-89 [16017]
Season: .466 – Rachaelle Hayes, SEMSU 1984 [479-92-831]
Career: .403 – Pat Hempen, CMSU 1985-88 [1228-238-2458]

Assists

Match: 99 – Andrea Belisle, SBU vs. PSU, 10-15-94
Season: 2142 – Amber Simpson, MWSC 1989
Career: 6077 – Kirsten Bernthal, TSU 1993-96

Service Aces

Match: 13 – Kelly Cox, NWMSU vs. Graceland

(Iowa), 9-13-88
Season: 128 – Sharon Kampwerth, UMSL 1992
Career: 359 – Geri Wilson, UMSL

Digs

Match: 61 – Melanie Teeter, PSU vs. John Brown (Ark.), 10/20/92
Season: 902 – Katie Tarka, UCM 2006
Career: 3016 – Katie Tarka, UCM 2003-06

Total Blocks (TB=BS+BA)

Match: 24 – Heather Oughton, SBU vs. PSU, 10-15-94
Season: 361 – Shelly Lowery, MWSC 1995
Career: 748 – Diann Davis, NWMSU 1994-97

MIAA Season & Career Leaders

Season Kills

1. Shelly Lowery, MWSC 1994	809
2. Lori Kramper, SEMSU 1988	753
3. Barb Bell, MWSC 1992	736
4. Lizzy Anyigor-Abitogun, PSU 2004	716
5. Christie Hackman, TSU 1995	695
6. Daria McConnell, CMSU 1999	692
7. Shelly Lowery, MWSC 1995	684
8. Jennifer Sigman, TSU 1996	669
9. Kris Riviere, MWSC 1989	646
10. Becky Belland, CMSU 1990	640

Career Kills

1. Becky Belland, CMSU 1987-90	2189
2. Christie Hackmann, TSU 1992-95	2039
3. Neely Forbes, TSU 1991-94	2033
4. Stephanie Gockley, MSSU 1994-97	1940
5. Sarah Shearman, TSU 2003-06	1875
6. Barb Bell, MWSC 1989-92	1826
7. Dina Wathan, PSU 2000-03	1814
8. Diann Davis, NWMSU 1994-97	1740
9. Jill Gassen, WU 1998-2001	1732
10. Sarah Dallas, CMSU 1995-98	1719

Season Assists

1. Amber Simpson, MWSC 1989	2142
2. Geri Wilson, UMSL 1989	1988
3. Rachel Gatewood, CMSU 1994	1830
4. Rachel Gatewood, CMSU 1995	1781
5. Kelly Lincoln, CMSU 1992	1761
6. Laura Dill, SEMSU 1990	1714
7. Jonni Oestreich, WU 1990	1696
8. Kaci Young, UCM 2005	1682
9. Tiffany Bock, MWSC 1994	1681
10. Susan Dixon, CMSU 1985	1677
Tammy Wollschlager, MWSU 1992	1677

Career Assists

1. Kirsten Bernthal, TSU 1993-96	6077
2. Kim Edwards, ESU 2002-05	5754
3. Kaci Young, UCM 2002-05	5687
4. Laura Dill, SEMSU 1987-90	5641
5. Geri Wilson, UMSL	5592

6. Monica Marlowe, TSU 1999-2002	5475
7. Susan Dixon, CMSU 1984-87	5460
8. Kristie Tompkins, CMSU 1988-91	5320
9. Jennifer Pittrich, NWMSU 1993-96	5248
10. Megan Danek, NWMSU 1999-02	5064

Season Service Aces

1. Sharon Kampwerth, UMSL 1992	128
2. Kris Riviere, MWSC 1989	120
3. Kelly Greenlee, NWMSU 1984	114
4. Lori Hackett, CMSU 1983	111
5. Lisa Kisse, CMSU 1983	107
6. Neely Forbes, TSU 1991	103
7. Shari Behlmann, CMSU 1985	95
8. Lisa Chatron, SEMSU 1984	89
9. April McDaniel, ESU 1996	84
Kendra Dawson, ESU 1991	84

Career Service Aces

1. Geri Wilson, UMSL	359
2. Kelly Greenlee, NWMSU 1982-85	326
3. Susie Thomas, NWMSU 1983-86	314
4. Neely Forbes, TSU 1991-94	294
5. Sherri Miller, NWMSU 1982-85	282
Kristie Tompkins, CMSU 1988-91	282
7. Becky Harrell, MSSU 1991-94	251
8. Lisa Chatron, SEMSU 1981-84	243
9. Jill Quast, NWMSU 1997-00	234
10. Jennifer Pittrich, NWMSU 1993-96	211
Neely Burkhardt, MSSU 1993-96	211

Season Digs

1. Katie Tarka, UCM 2006	902
2. Erica Cowhick, WU 2006	901
3. Katie Tarka, UCM 2004	855
4. Leslie Caughman, SEMSU 1987	849
5. Pam Radell, PSU 2004	740
6. Megan Norman, MSSU 2006	735
7. Erica Cowhick, WU 2005	720
8. Pam Radell, PSU 2005	703
9. Jill Stephens, SEMSU 1987	684
10. Dina Wathan, PSU 2003	671

Career Digs

1. Katie Tarka, UCM 2003-06	3016
2. Dina Wathan, PSU 2000-03	2326
3. Neely Forbes, TSU 1991-94	2121
4. Jill Quast, NWMSU 1997-00	1924
5. Leah Griswold, ESU 2003-06	1814
6. Debbie McCormick, WU 1992-95	1809
7. Pam Radell, PSU 2002-05	1789
8. Neely Burkhardt, MSSU 1993-96	1776
9. Misti Baser, SBU 2003-06	1741
10. Sarah Shearman, TSU 2003-06	1714

Season Total Blocks

1. Shelly Lowery, MWSC 1995	361
2. Jodi Grunewald, MWSC 1995	302
3. Chris Kalehuawehe, CMSU 1995	254
4. Diann Davis, NWMSU 1997	242
5. Kate Thomsen, WU 1996	239
6. Jane Salkowski, CMSU 1994	219
7. Chris Kalehuawehe, CMSU 1996	217
8. Gloria Ilariogun, PSU 2003	207
9. Mandy Chester, WU 1996	201
10. Diann Davis, NWMSU 1995	200
Shelly Lowery, MWSC 1994	200

Career Total Blocks

1. Diann Davis, NWMSU 1994-97	748
2. Janell Mohme, CMSU 1998-2001	653
3. Gloria Ilariogun, PSU 2000-03	598
4. Lindsey Palaia, MWSC 1999-2002	584
5. Shelly Lowery, MWSC 1994-95	561
6. Jill Gassen, WU 1998-2001	549
7. Becky Haug, UCM 2002-05	542
8. Gretchen Bouton, TSU 1994-97	515
9. Jill Quast, NWMSU 1997-2000	487
8. Stephanie Middleton, SBU 1996-99	480

(Note: Blocking records date back to 1994, when the NCAA began compiling volleyball statistics. This is because of a national discrepancy on how the statistic was kept from school to school prior to that date.)